

Weekly SLA Customer Report

Customer RFL_Production
Database ID 36



Harddisk Usage RFL_PRD

| | Free disk space on c: (%) | Total disk space on c: (Gb) | Free disk space on d: (%) | Total disk space on d: (Gb) | Free disk space on e: (%) | Total disk space on e: (Gb) | Free disk space on f: (%) | Total disk space on f: (Gb) |
|-----------|---------------------------|-----------------------------|---------------------------|-----------------------------|---------------------------|-----------------------------|---------------------------|-----------------------------|
| 10-6-2017 | 34 | 195 | 89 | 373 | 75 | 373 | 72 | 223 |
| 9-6-2017 | 34 | 195 | 89 | 373 | 75 | 373 | 63 | 223 |
| 8-6-2017 | 34 | 195 | 89 | 373 | 75 | 373 | 57 | 223 |
| 7-6-2017 | 34 | 195 | 89 | 373 | 75 | 373 | 58 | 223 |
| 6-6-2017 | 34 | 195 | 89 | 373 | 75 | 373 | 60 | 223 |
| 5-6-2017 | 34 | 195 | 89 | 373 | 75 | 373 | 61 | 223 |
| 4-6-2017 | 34 | 195 | 89 | 373 | 75 | 373 | 61 | 223 |

Harddisk Usage RFL_STB

| | Free disk space on c: (%) | Total disk space on c: (Gb) | Free disk space on d: (%) | Total disk space on d: (Gb) | Free disk space on e: (%) | Total disk space on e: (Gb) | Free disk space on f: (%) | Total disk space on f: (Gb) |
|-----------|---------------------------|-----------------------------|---------------------------|-----------------------------|---------------------------|-----------------------------|---------------------------|-----------------------------|
| 10-6-2017 | 60 | 195 | 85 | 559 | 72 | 559 | 74 | 363 |
| 9-6-2017 | 60 | 195 | 85 | 559 | 72 | 559 | 74 | 363 |
| 8-6-2017 | 60 | 195 | 85 | 559 | 72 | 559 | 74 | 363 |
| 7-6-2017 | 60 | 195 | 85 | 559 | 72 | 559 | 75 | 363 |
| 6-6-2017 | 60 | 195 | 85 | 559 | 72 | 559 | 76 | 363 |
| 5-6-2017 | 60 | 195 | 85 | 559 | 72 | 559 | 76 | 363 |
| 4-6-2017 | 60 | 195 | 85 | 559 | 72 | 559 | 76 | 363 |

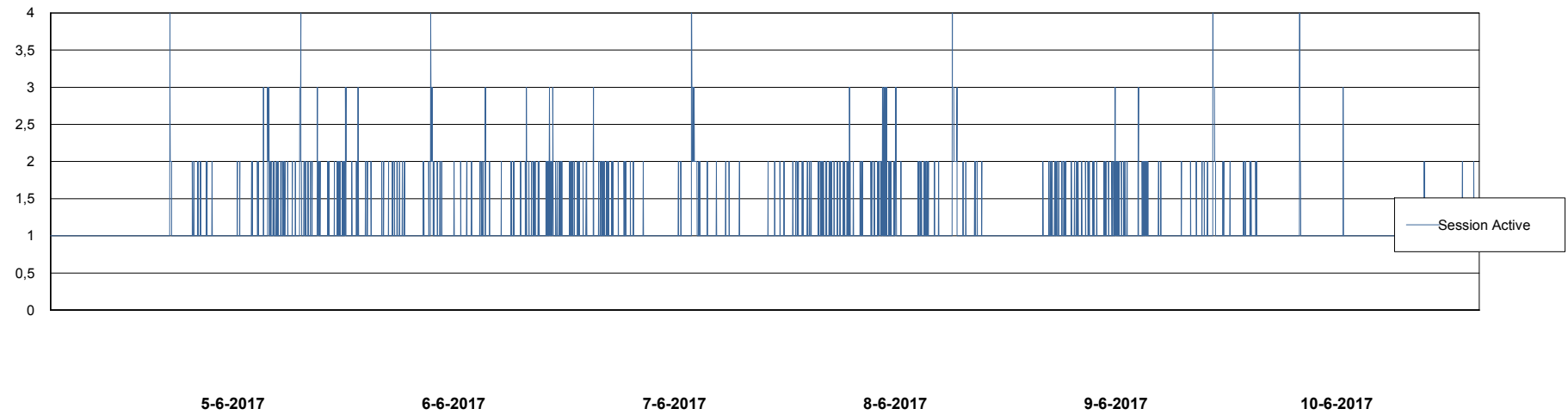
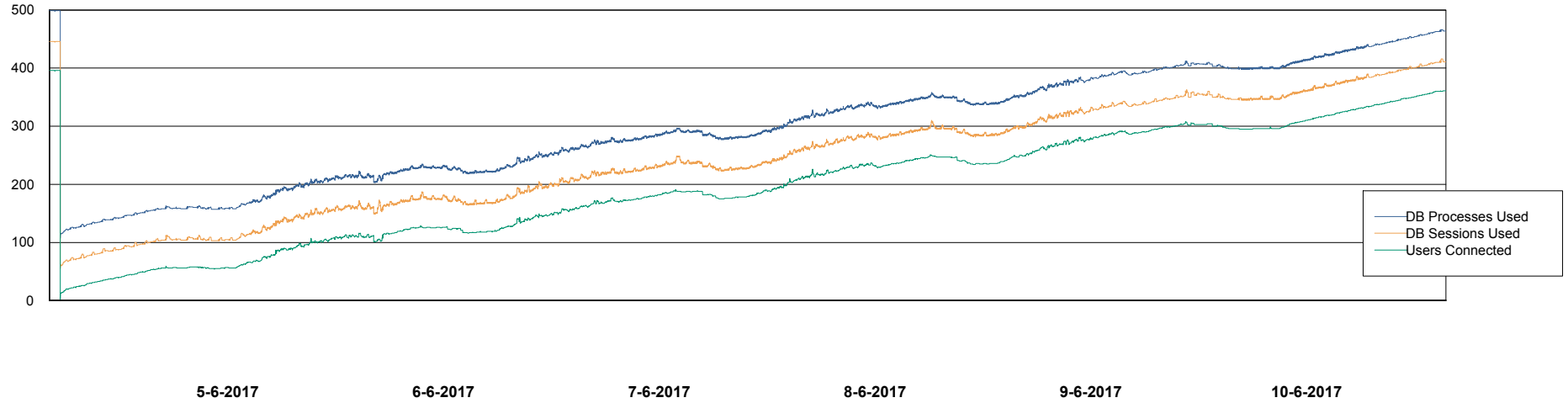
Weekly SLA Customer Report

Customer RFL_Production
Database ID 36



Database Performance RFLDB_Production

DB Processes Max 500
DB Sessions Max 784



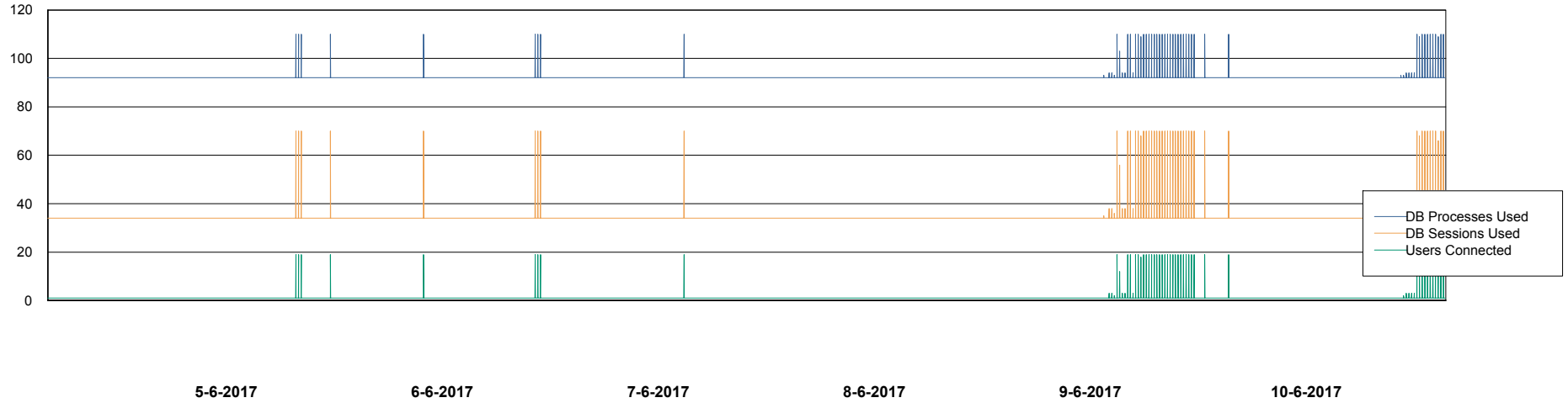
Weekly SLA Customer Report

Customer RFL_Production
Database ID 36



Database Performance RFLDB_Standby

DB Processes Max 500
DB Sessions Max 784



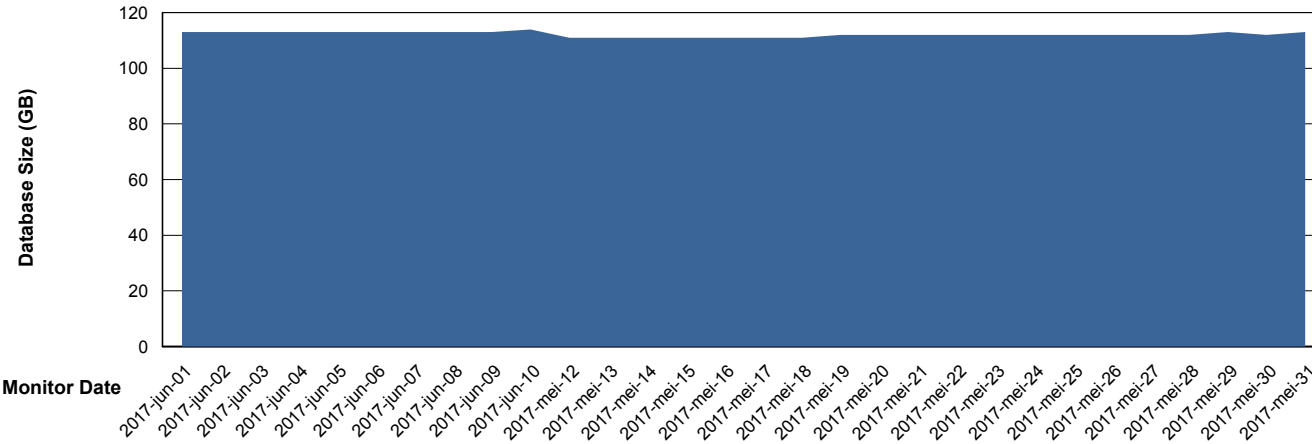
Weekly SLA Customer Report

Customer RFL_Production
 Database ID 36



DATABASE SIZE RFLDB_Production

Database growth over last month



Database Tablespace RFLDB_Production

| Date | Tablespace Name | Filesize (Gb) | Usedsize (Gb) | Percentage free |
|-----------|-----------------|---------------|---------------|-----------------|
| 10-6-2017 | ABSDATA | 41 | 35 | 15 |
| | INDX | 92 | 77 | 16 |
| 9-6-2017 | ABSDATA | 41 | 35 | 15 |
| | INDX | 92 | 77 | 16 |
| 8-6-2017 | ABSDATA | 41 | 35 | 15 |
| | INDX | 92 | 77 | 16 |
| 7-6-2017 | ABSDATA | 41 | 35 | 15 |
| | INDX | 92 | 77 | 16 |
| 6-6-2017 | ABSDATA | 41 | 35 | 15 |
| | INDX | 92 | 77 | 16 |
| 5-6-2017 | ABSDATA | 41 | 34 | 17 |
| | INDX | 92 | 76 | 17 |
| 4-6-2017 | ABSDATA | 41 | 34 | 17 |
| | INDX | 92 | 76 | 17 |

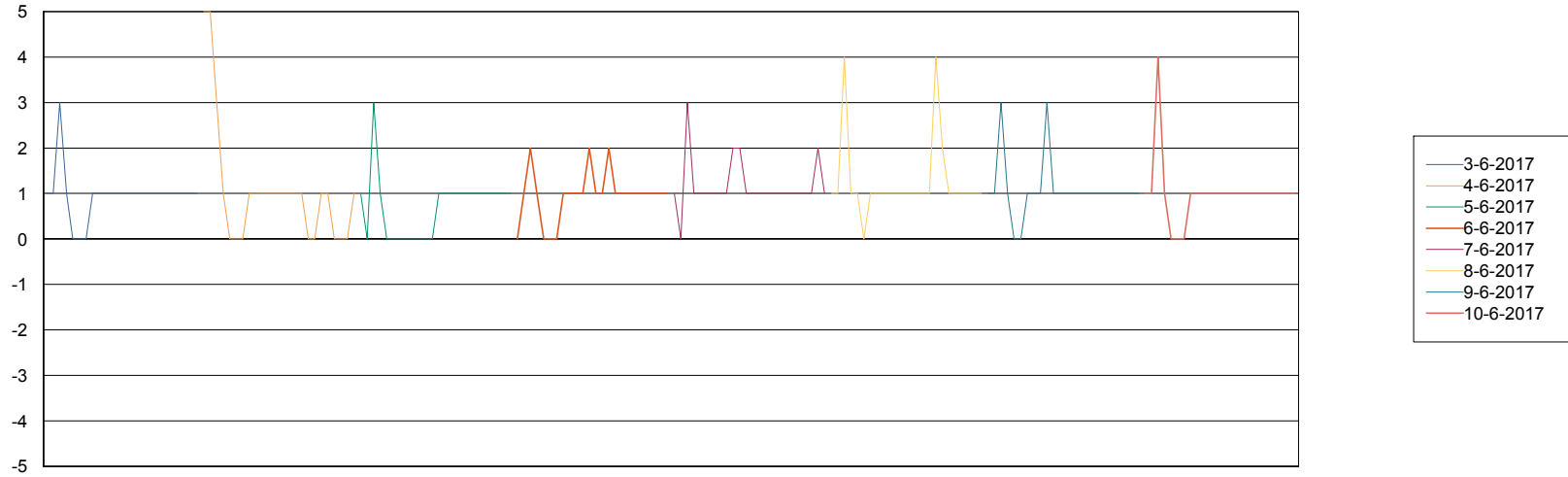
Weekly SLA Customer Report

Customer RFL_Production
Database ID 36



Standby Database Health RFL_Production

Recovery lag for last 7 days



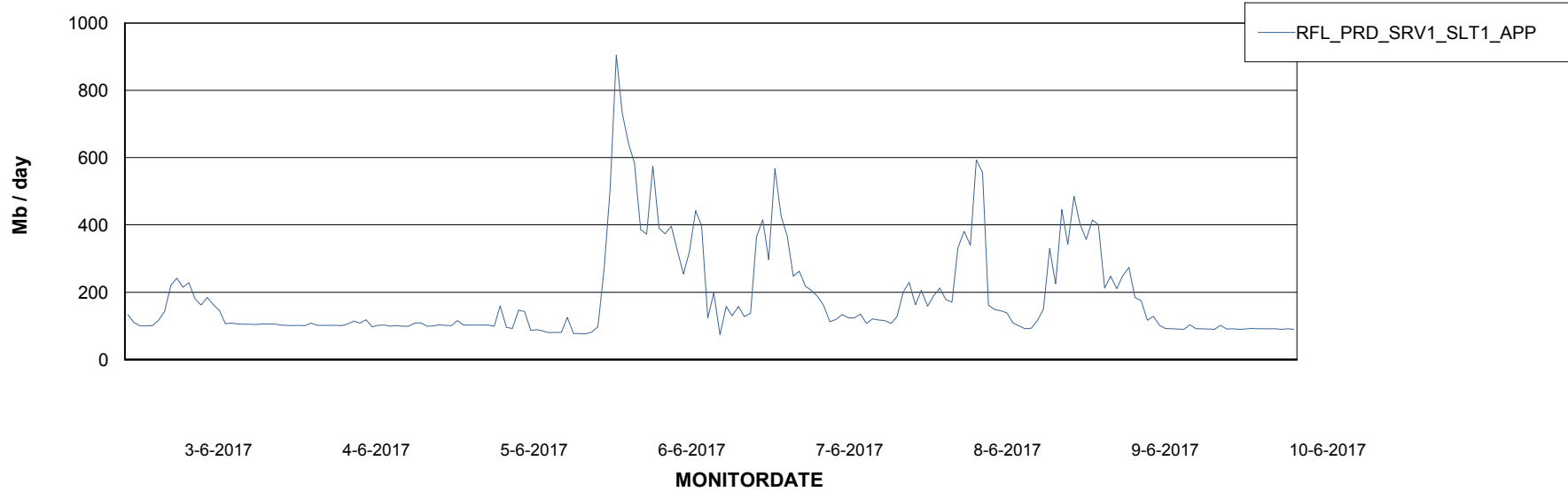
Weekly SLA Customer Report

Customer RFL_Production
Database ID 36

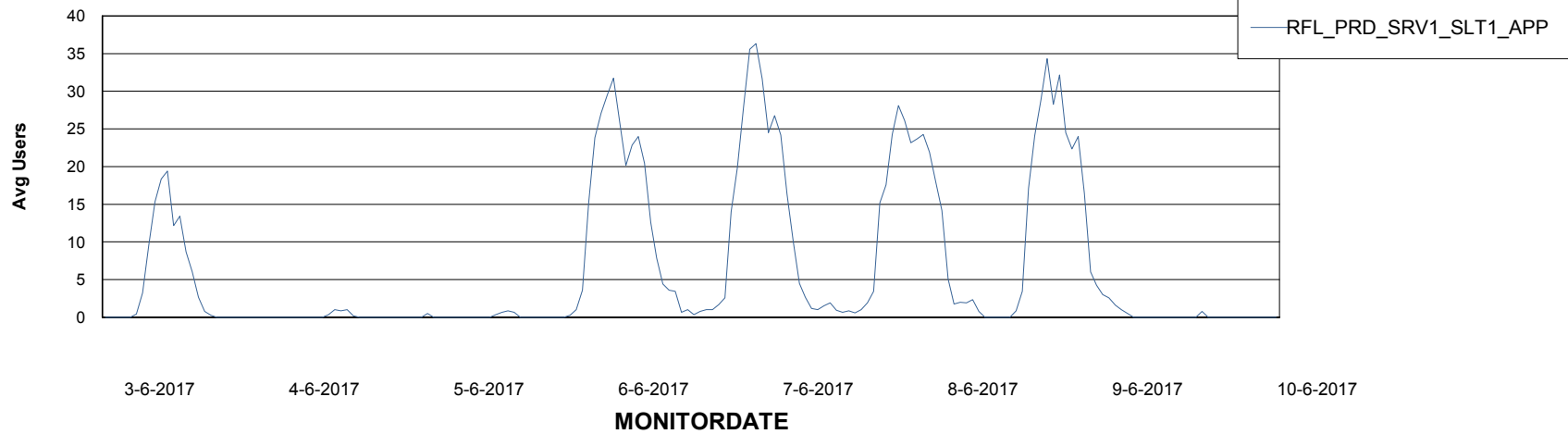


ABSSolute Application Server Services

Avg memory used per ABS Server Service



Avg users per day per ABS server



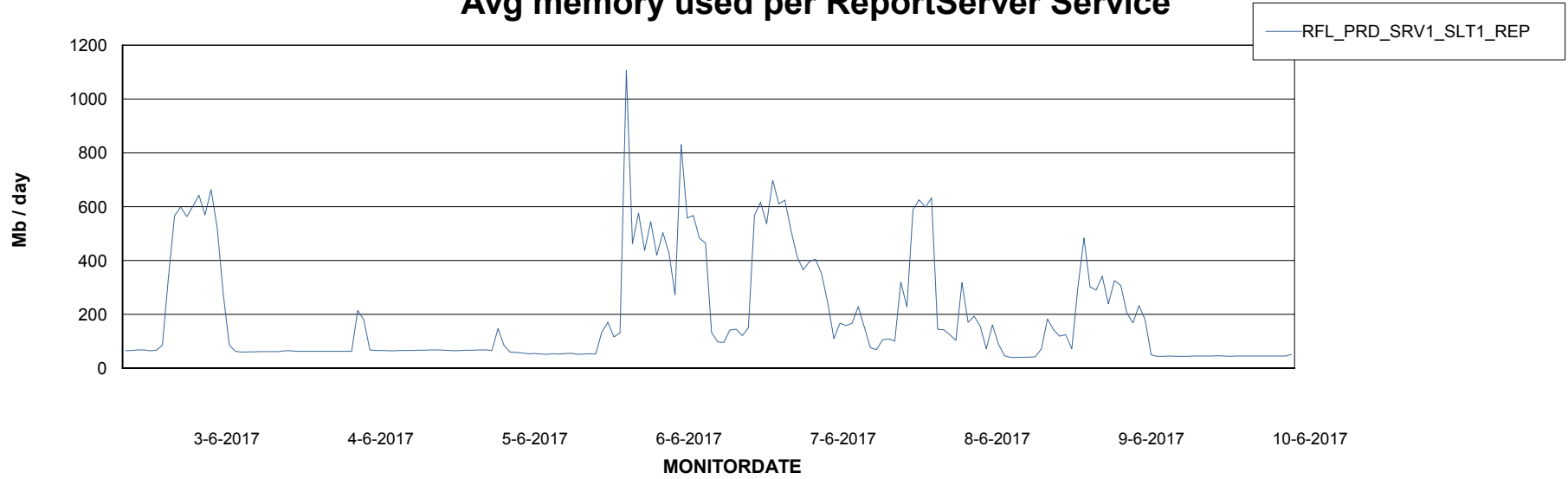
Weekly SLA Customer Report

Customer RFL_Production
Database ID 36



ABSSolute Application ReportServer Services

Avg memory used per ReportServer Service



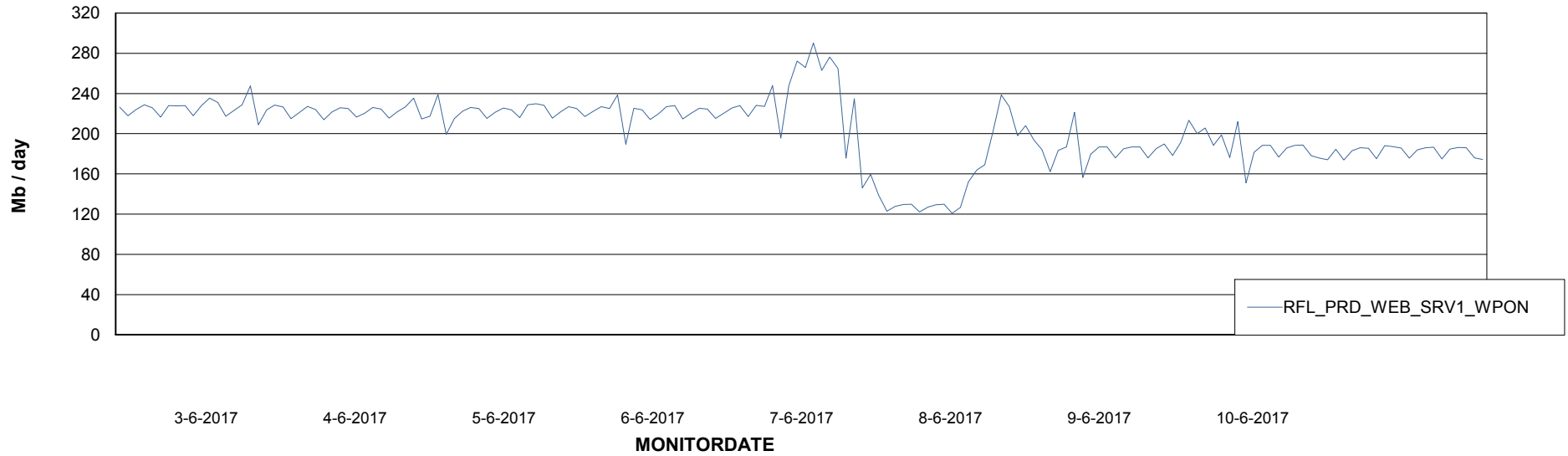
Weekly SLA Customer Report

Customer RFL_Production
Database ID 36



ABSSolute Web Component Services

Avg memory used per ABS Web component



Weekly SLA Customer Report

Customer RFL_Production
Database ID 36



Disaster per ABS component

