

# Weekly SLA Customer Report

Customer PCO Production  
Database ID 44



## Harddisk Usage PCO\_PRD\_ORACLE1

	Free disk space on c: (%)	Total disk space on c: (Gb)	Free disk space on d: (%)	Total disk space on d: (Gb)
10-6-2017	59	279	18	838
9-6-2017	59	279	18	838
8-6-2017	59	279	18	838
7-6-2017	59	279	22	838
6-6-2017	59	279	21	838
5-6-2017	59	279	21	838
4-6-2017	59	279	23	838

## Harddisk Usage PCO\_PRD\_ORACLE2

	Free disk space on c: (%)	Total disk space on c: (Gb)	Free disk space on d: (%)	Total disk space on d: (Gb)
10-6-2017	73	279	53	838
9-6-2017	73	279	53	838
8-6-2017	73	279	54	838
7-6-2017	73	279	54	838
6-6-2017	73	279	55	838
5-6-2017	73	279	55	838
4-6-2017	74	279	55	838

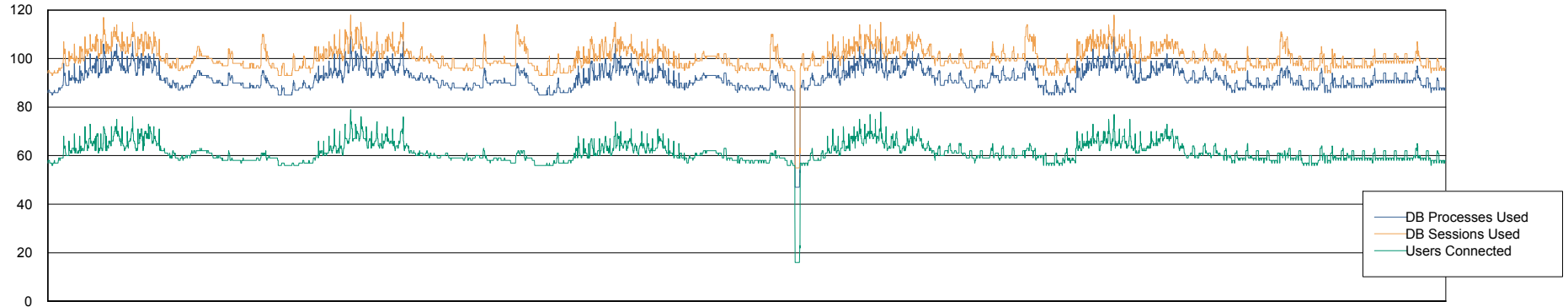
# Weekly SLA Customer Report

Customer PCO Production  
Database ID 44

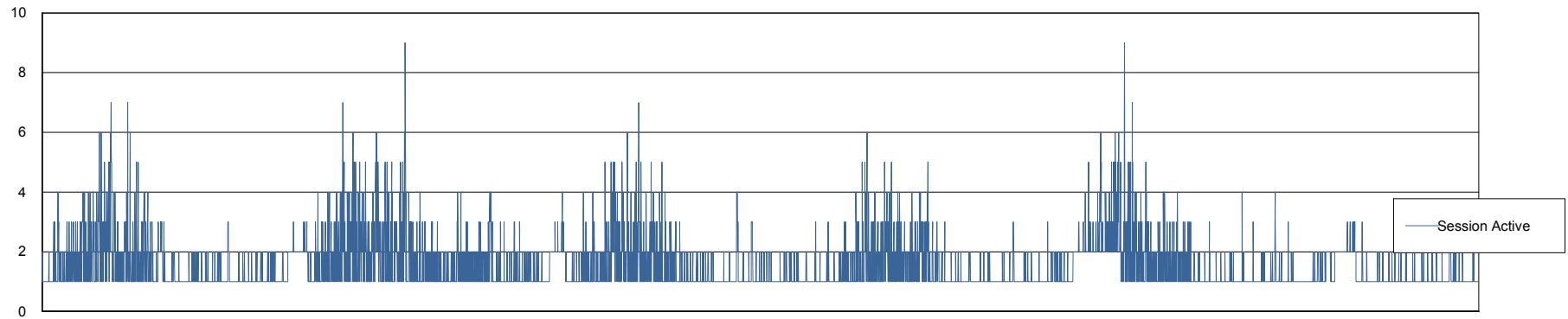


## Database Performance PCODB\_Production

DB Processes Max 300  
DB Sessions Max 480



5-6-2017      6-6-2017      7-6-2017      8-6-2017      9-6-2017      10-6-2017



5-6-2017      6-6-2017      7-6-2017      8-6-2017      9-6-2017      10-6-2017

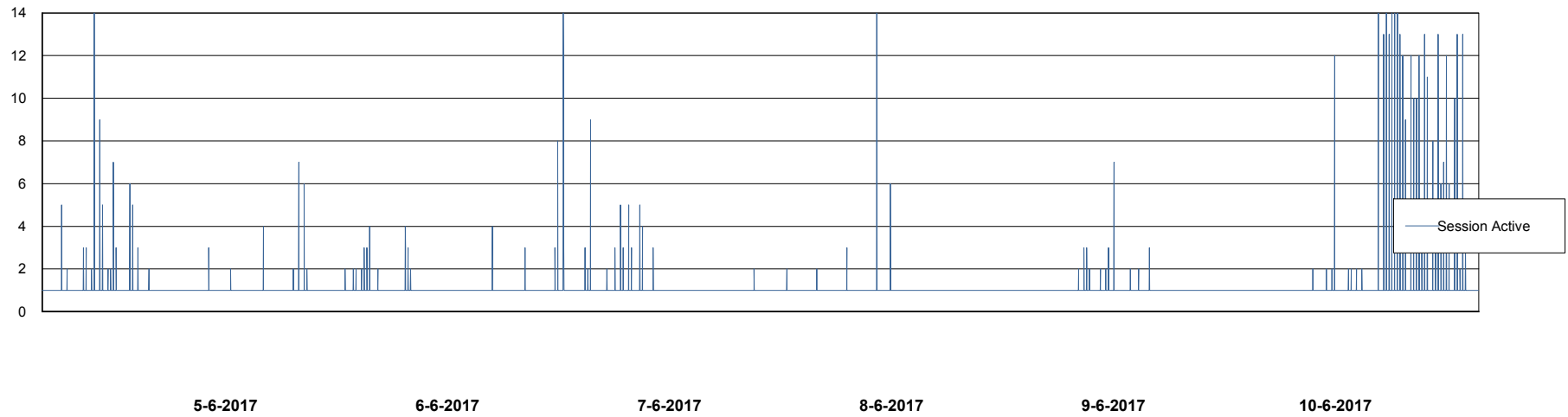
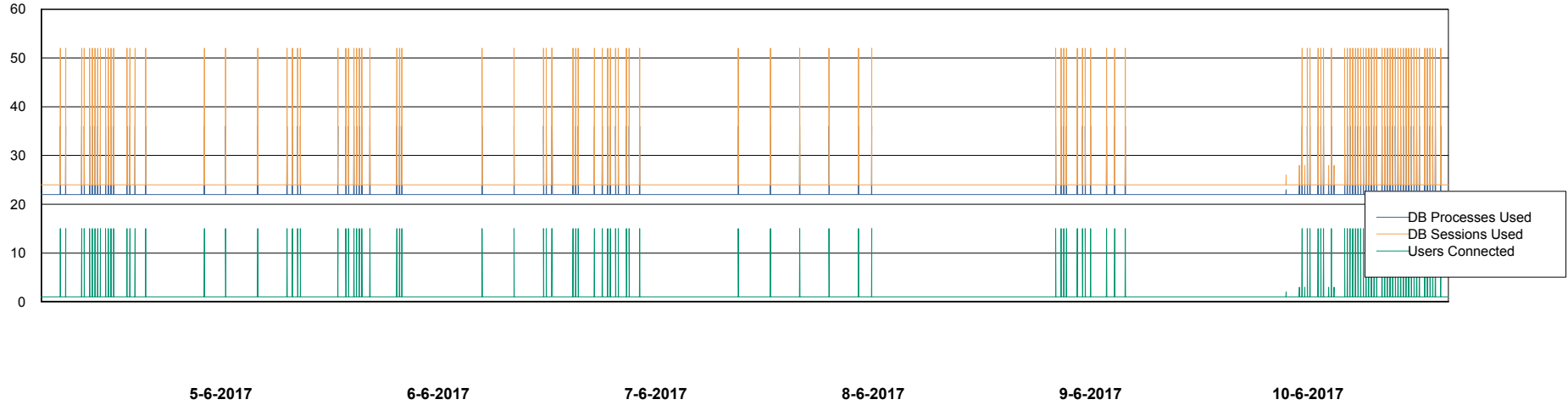
# Weekly SLA Customer Report

Customer PCO Production  
Database ID 44



## Database Performance PCODB\_Standby

DB Processes Max 520  
DB Sessions Max 804



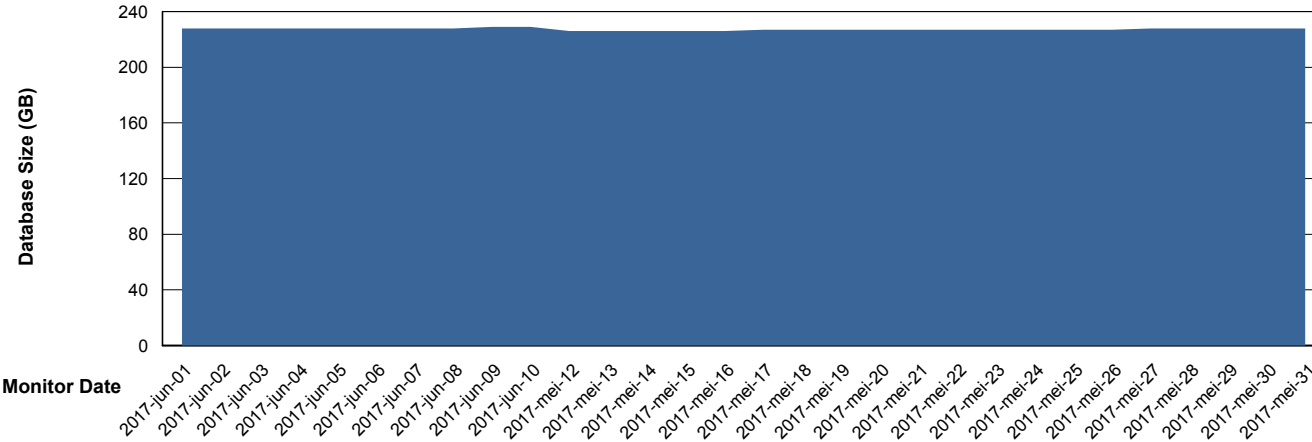
# Weekly SLA Customer Report

Customer PCO Production  
 Database ID 44



DATABASE SIZE PCODB\_Production

## Database growth over last month



Database Tablespace PCODB\_Production

Date	Tablespace Name	Filesize (Gb)	Usedsize (Gb)	Percentage free
10-6-2017	ABSDATA	95	81	15
	INDX	174	146	16
9-6-2017	ABSDATA	95	81	15
	INDX	174	146	16
8-6-2017	ABSDATA	95	81	15
	INDX	174	146	16
7-6-2017	ABSDATA	95	81	15
	INDX	174	146	16
6-6-2017	ABSDATA	95	81	15
	INDX	174	146	16
5-6-2017	ABSDATA	95	80	16
	INDX	174	146	16
4-6-2017	ABSDATA	95	80	16
	INDX	174	146	16

# Weekly SLA Customer Report

Customer PCO Production  
Database ID 44



Standby Database Health PCO Production

### Recovery lag for last 7 days

