

# Weekly SLA Customer Report

Customer DFD Production  
Database ID 39



## Harddisk Usage DFD\_PRD\_BI1

	Free disk space on c: (%)	Total disk space on c: (Gb)	Free disk space on e: (%)	Total disk space on e: (Gb)
10-6-2017	32	50	23	130
9-6-2017	32	50	23	130
8-6-2017	32	50	23	130
7-6-2017	34	50	23	130
6-6-2017	34	50	23	130
5-6-2017	34	50	23	130
4-6-2017	34	50	23	130

## Harddisk Usage DFD\_PRD\_ORACLE1

	Free disk space on c: (%)	Total disk space on c: (Gb)	Free disk space on d: (%)	Total disk space on d: (Gb)	Free disk space on e: (%)	Total disk space on e: (Gb)	Free disk space on f: (%)	Total disk space on f: (Gb)
10-6-2017	46	78	73	479	28	400	79	800
9-6-2017	46	78	73	479	29	400	79	800
8-6-2017	46	78	73	479	29	400	79	800
7-6-2017	46	78	73	479	29	400	79	800
6-6-2017	46	78	73	479	30	400	79	800
5-6-2017	46	78	73	479	30	400	79	800
4-6-2017	46	78	73	479	30	400	79	800

# Weekly SLA Customer Report

Customer DFD Production  
Database ID 39



Harddisk Usage DFD\_PRD\_ORACLE2

	Free disk space on c: (%)	Total disk space on c: (Gb)	Free disk space on d: (%)	Total disk space on d: (Gb)	Free disk space on e: (%)	Total disk space on e: (Gb)	Free disk space on f: (%)	Total disk space on f: (Gb)
10-6-2017	17	78	71	479	30	800	66	800
9-6-2017	17	78	71	479	30	800	66	800
8-6-2017	17	78	71	479	30	800	66	800
7-6-2017	17	78	71	479	31	800	66	800
6-6-2017	17	78	71	479	31	800	66	800
5-6-2017	17	78	71	479	31	800	66	800
4-6-2017	17	78	71	479	31	800	66	800

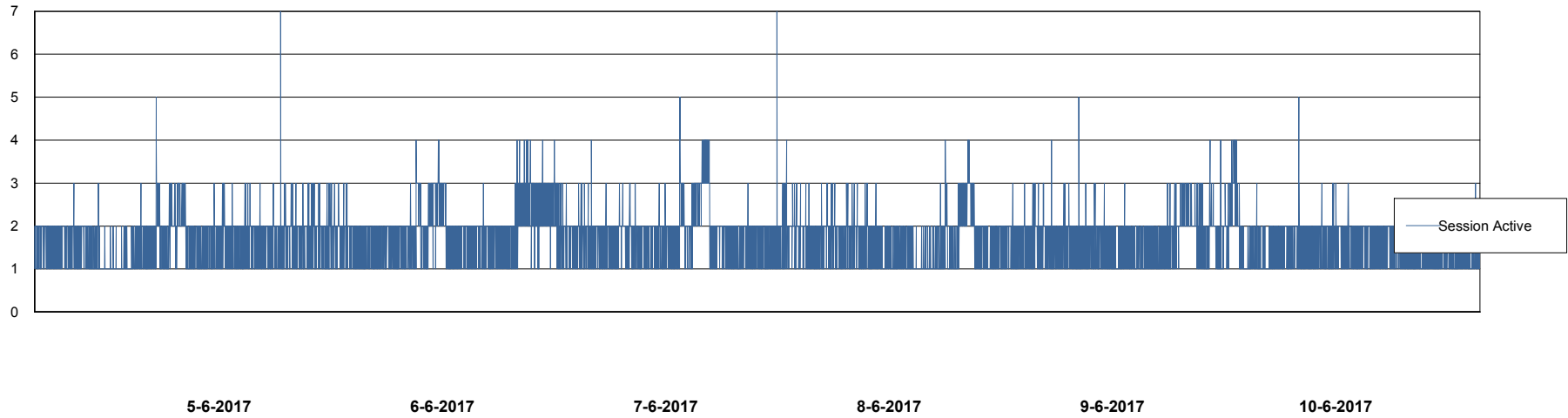
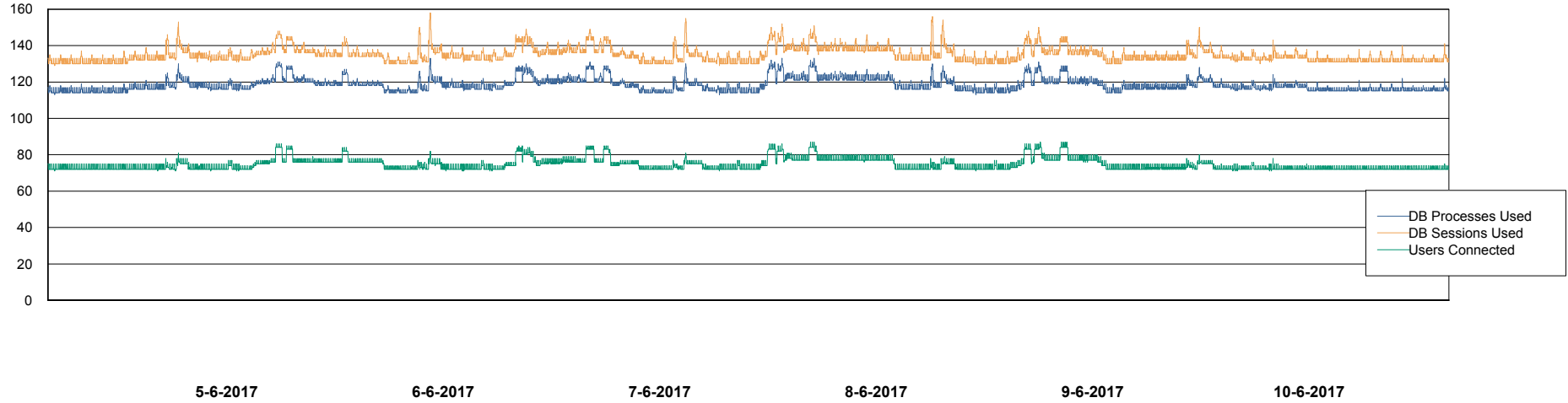
# Weekly SLA Customer Report

Customer DFD Production  
Database ID 39



## Database Performance DFDDDB\_Production

DB Processes Max 600  
DB Sessions Max 928



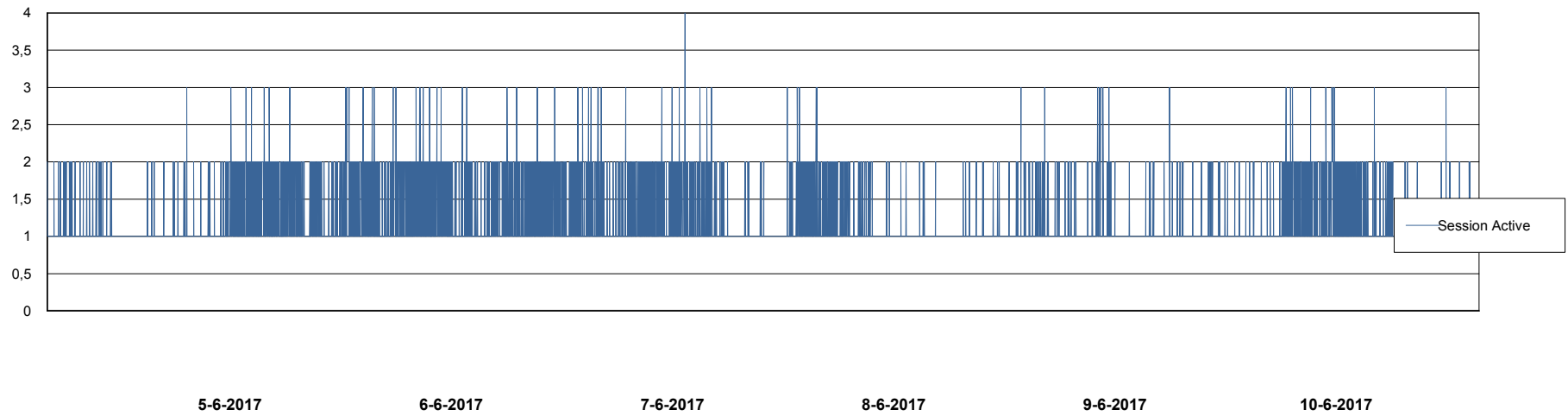
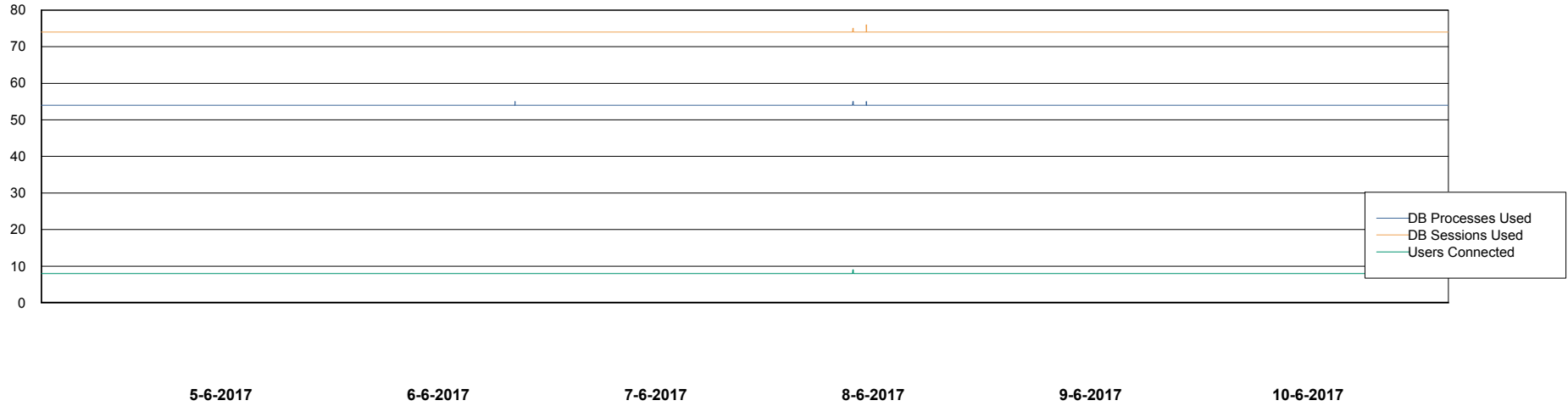
# Weekly SLA Customer Report

Customer DFD Production  
Database ID 39



## Database Performance DFDDDB\_Standby

DB Processes Max 600  
DB Sessions Max 928



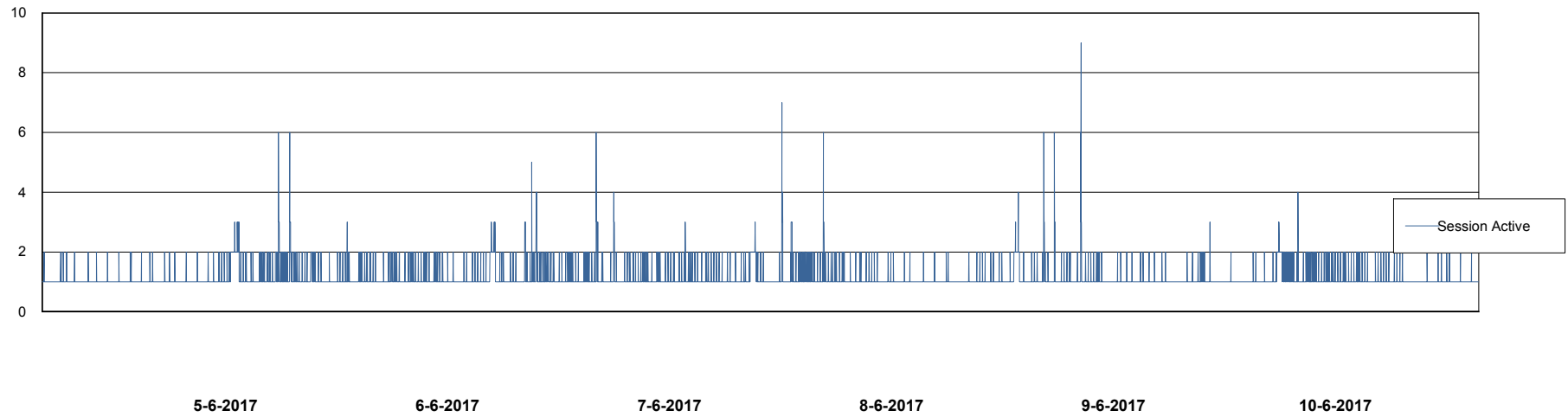
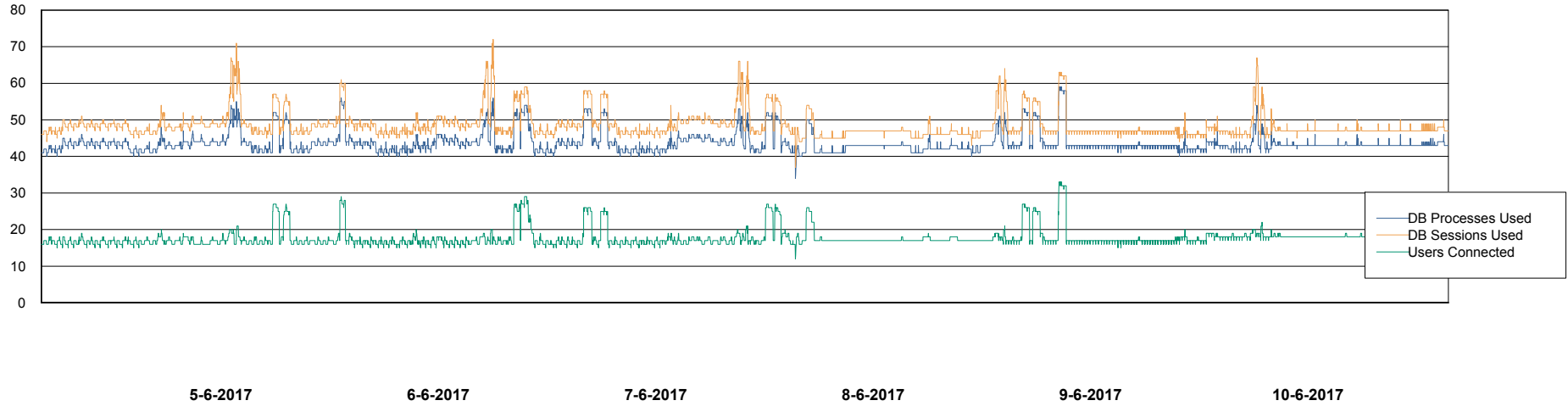
# Weekly SLA Customer Report

Customer DFD Production  
Database ID 39



## Database Performance DFDDDBI\_Production

DB Processes Max 500  
DB Sessions Max 772



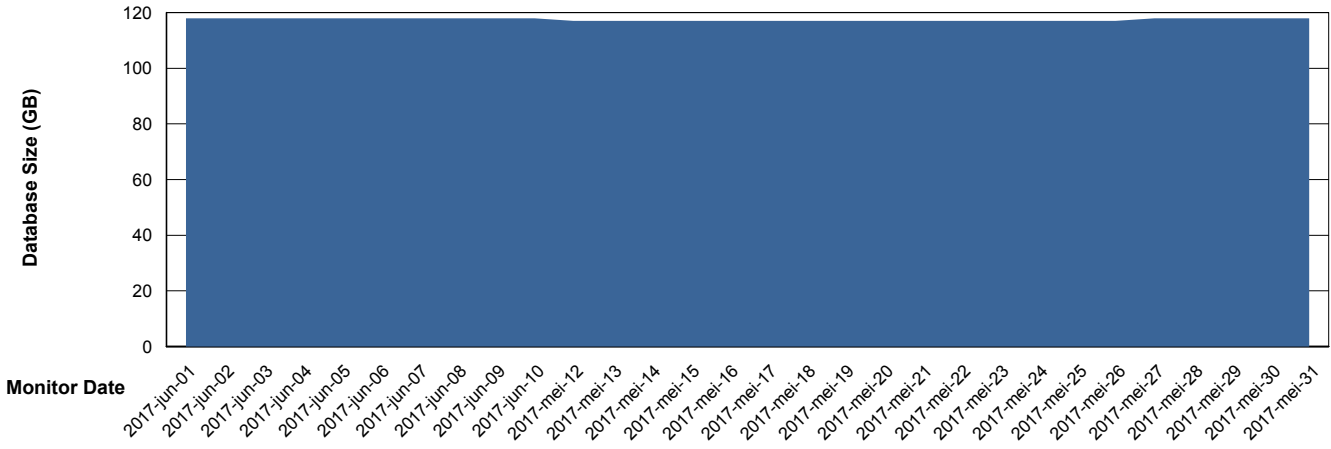
# Weekly SLA Customer Report

Customer DFD Production  
Database ID 39



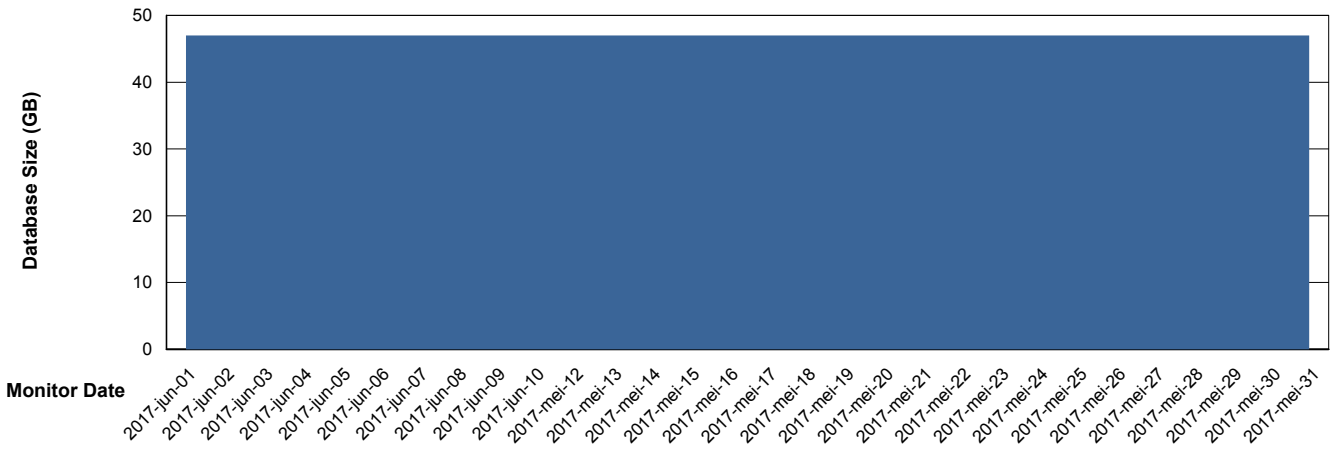
DATABASE SIZE DFDDDB\_Production

### Database growth over last month



DATABASE SIZE DFDDDBI\_Production

### Database growth over last month



# Weekly SLA Customer Report

Customer DFD Production  
Database ID 39



Database Tablespace		DFDDB_Production		
Date	Tablespace Name	Filesize (Gb)	Usedsize (Gb)	Percentage free
10-6-2017	ABSDATA	44	36	18
	INDX	94	80	15
9-6-2017	ABSDATA	44	36	18
	INDX	94	80	15
8-6-2017	ABSDATA	44	36	18
	INDX	94	80	15
7-6-2017	ABSDATA	44	36	18
	INDX	94	80	15
6-6-2017	ABSDATA	44	36	18
	INDX	94	80	15
5-6-2017	ABSDATA	44	36	18
	INDX	94	80	15
4-6-2017	ABSDATA	44	36	18
	INDX	94	80	15

# Weekly SLA Customer Report

Customer DFD Production  
 Database ID 39



Database Tablespace DFDDDBBI\_Production

Date	Tablespace Name	Filesize (Gb)	Usedsize (Gb)	Percentage free
10-6-2017	ABSDATA	29	22	24
	INDX	29	21	28
9-6-2017	ABSDATA	29	22	24
	INDX	29	21	28
8-6-2017	ABSDATA	29	22	24
	INDX	29	21	28
7-6-2017	ABSDATA	29	22	24
	INDX	29	21	28
6-6-2017	ABSDATA	29	22	24
	INDX	29	21	28
5-6-2017	ABSDATA	29	22	24
	INDX	29	21	28
4-6-2017	ABSDATA	29	22	24
	INDX	29	21	28

Standby Database Health DFD Production

Recovery lag for last 7 days



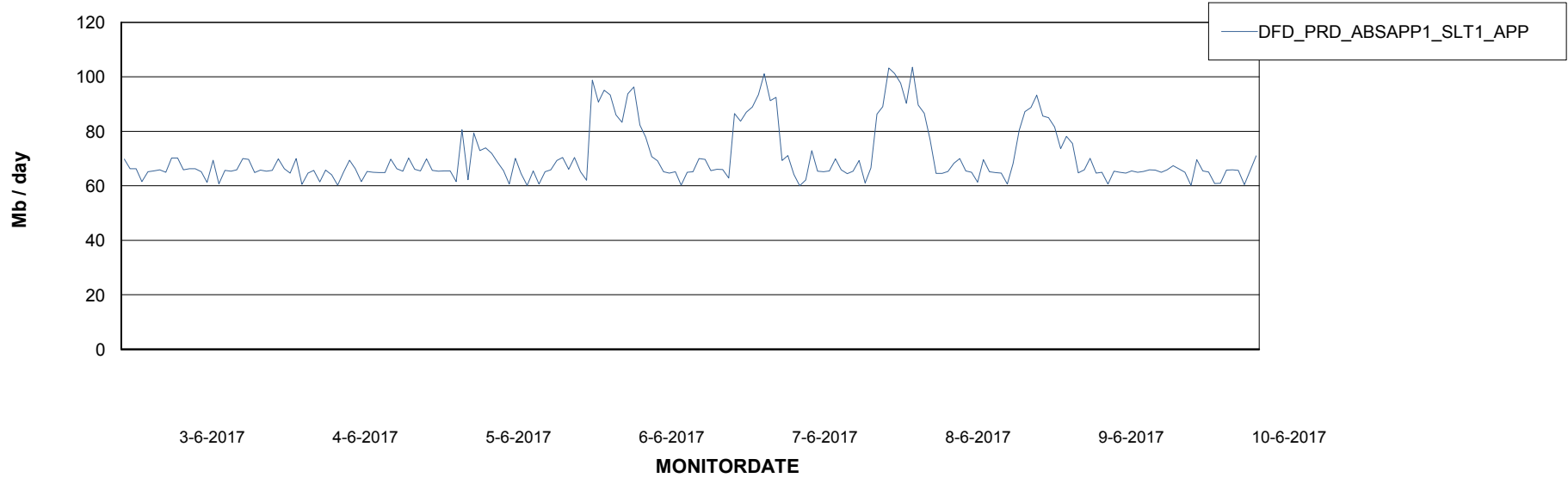
# Weekly SLA Customer Report

Customer DFD Production  
Database ID 39



## ABSSolute Application Server Services

### Avg memory used per ABS Server Service



### Avg users per day per ABS server

