

# Weekly SLA Customer Report

Customer SNG\_Production  
Database ID 70



Harddisk Usage SNG\_PRD\_ORACLE1

	Free disk space on / (%)	Total disk space on / (Gb)	Used disk space on / (Gb)	Free disk space on /home (%)	Free disk space on /u02 (%)	Total disk space on /u02 (Gb)	Used disk space on /u02 (Gb)
4-6-2017	99	0	0	99	53	0	188
3-6-2017	99	11	0	99	53	400	188
2-6-2017	99	11	0	99	51	400	197
1-6-2017	99	11	0	99	51	400	195
31-5-2017	99	11	0	99	52	400	193
30-5-2017	99	11	0	99	52	400	191
29-5-2017	99	11	0	99	53	400	189
28-5-2017	99	11	0	99	53	400	188

# Weekly SLA Customer Report

Customer SNG\_Production  
Database ID 70



Harddisk Usage SNG\_PRD\_SVR1\_ABSAPP1

	Free disk space on c: (%)	Total disk space on c: (Gb)	Free disk space on d: (%)	Total disk space on d: (Gb)
4-6-2017	64	0	83	0
3-6-2017	64	40	83	80
2-6-2017	64	40	83	80
1-6-2017	64	40	83	80
31-5-2017	64	40	83	80
30-5-2017	64	40	83	80
29-5-2017	64	40	83	80
28-5-2017	64	40	83	80

# Weekly SLA Customer Report

Customer SNG\_Production  
Database ID 70



Harddisk Usage SNG\_PRD\_SVR1\_ABSWEB1

	Free disk space on c: (%)	Total disk space on c: (Gb)
4-6-2017	56	0
3-6-2017	56	40
2-6-2017	56	40
1-6-2017	56	40
31-5-2017	56	40
30-5-2017	56	40
29-5-2017	56	40
28-5-2017	56	40

# Weekly SLA Customer Report

Customer SNG\_Production  
Database ID 70



Harddisk Usage SNG\_PRD\_SVR1\_ABSWEB2

	Free disk space on c: (%)	Total disk space on c: (Gb)
4-6-2017	61	0
3-6-2017	61	40
2-6-2017	61	40
1-6-2017	61	40
31-5-2017	61	40
30-5-2017	61	40
29-5-2017	61	40
28-5-2017	61	40

# Weekly SLA Customer Report

Customer SNG\_Production  
Database ID 70



Harddisk Usage SNG\_PRD\_SVR2\_ABSAPP2

	Free disk space on c: (%)	Total disk space on c: (Gb)	Free disk space on d: (%)	Total disk space on d: (Gb)
4-6-2017	64	0	92	0
3-6-2017	64	40	92	80
2-6-2017	64	40	92	80
1-6-2017	64	40	92	80
31-5-2017	64	40	92	80
30-5-2017	64	40	92	80
29-5-2017	64	40	92	80
28-5-2017	64	40	92	80

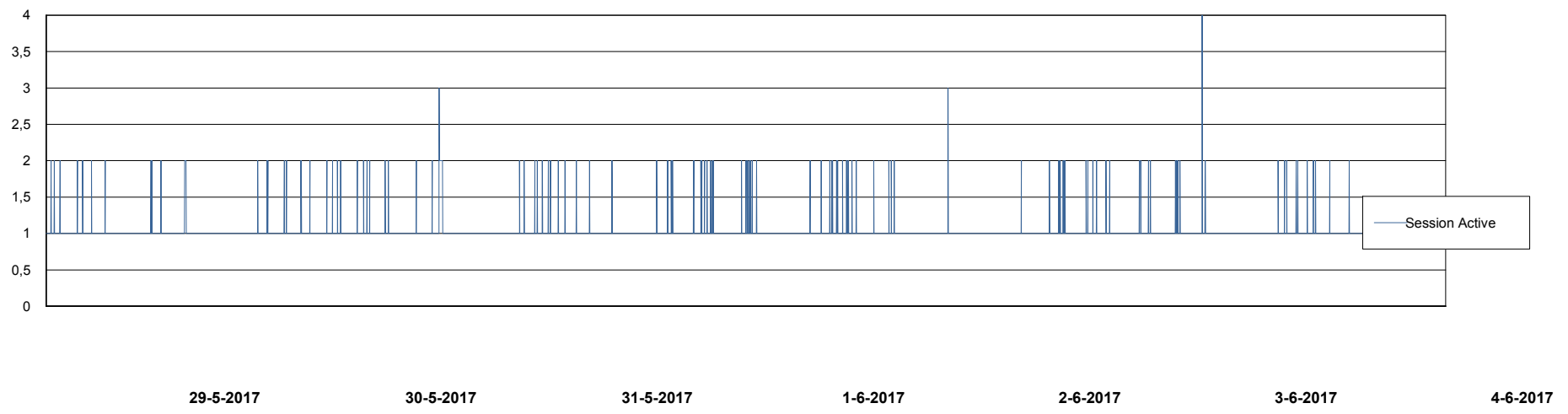
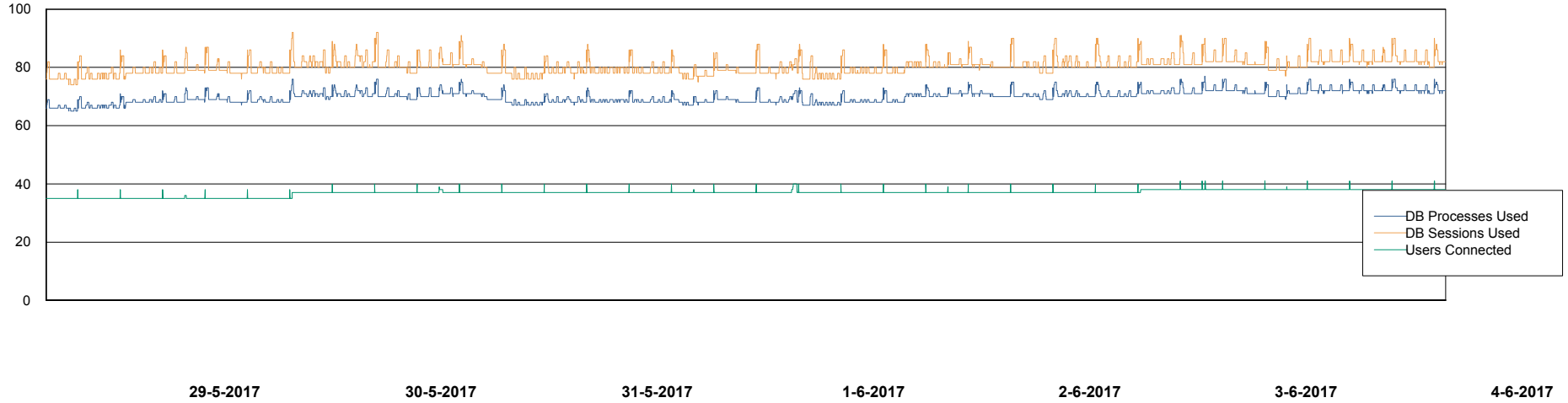
# Weekly SLA Customer Report

Customer SNG\_Production  
Database ID 70



## Database Performance SNGDB\_Production

DB Processes Max 500  
DB Sessions Max 792



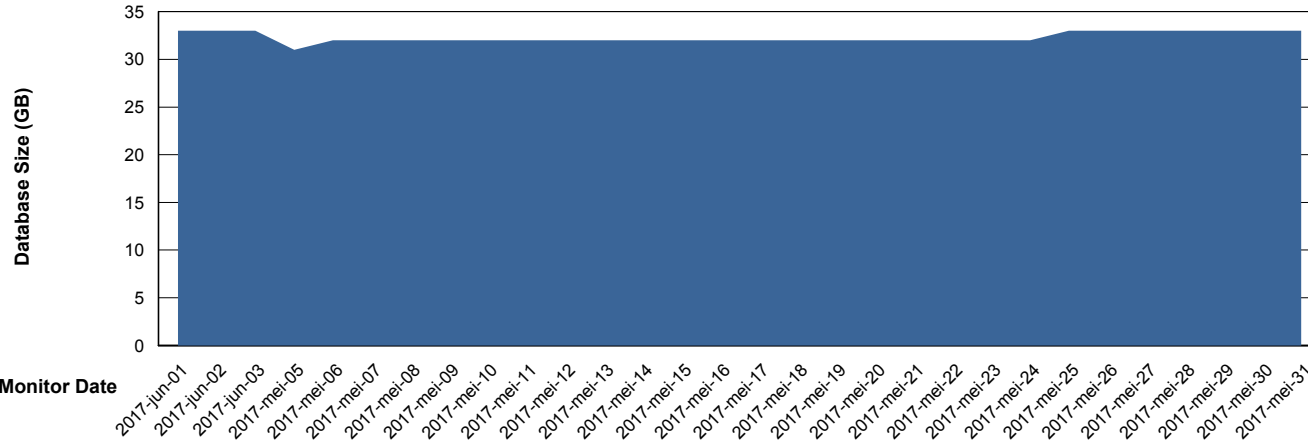
# Weekly SLA Customer Report

Customer SNG\_Production  
 Database ID 70



DATABASE SIZE SNGDB\_Production

Database growth over last month



Database Tablespace		SNGDB_Production		
Date	Tablespace Name	Filesize (Gb)	Usedsize (Gb)	Percentage free
4-6-2017	ABSDATA	0	9	100
	INDX	0	22	100
3-6-2017	ABSDATA	16	9	44
	INDX	32	22	31
2-6-2017	ABSDATA	16	9	44
	INDX	32	22	31
1-6-2017	ABSDATA	16	9	44
	INDX	32	22	31
31-5-2017	ABSDATA	16	9	44
	INDX	32	22	31
30-5-2017	ABSDATA	16	9	44
	INDX	32	22	31
29-5-2017	ABSDATA	16	9	44
	INDX	32	22	31
28-5-2017	ABSDATA	16	9	44
	INDX	32	22	31

# Weekly SLA Customer Report

---

Customer SNG\_Production  
Database ID 70



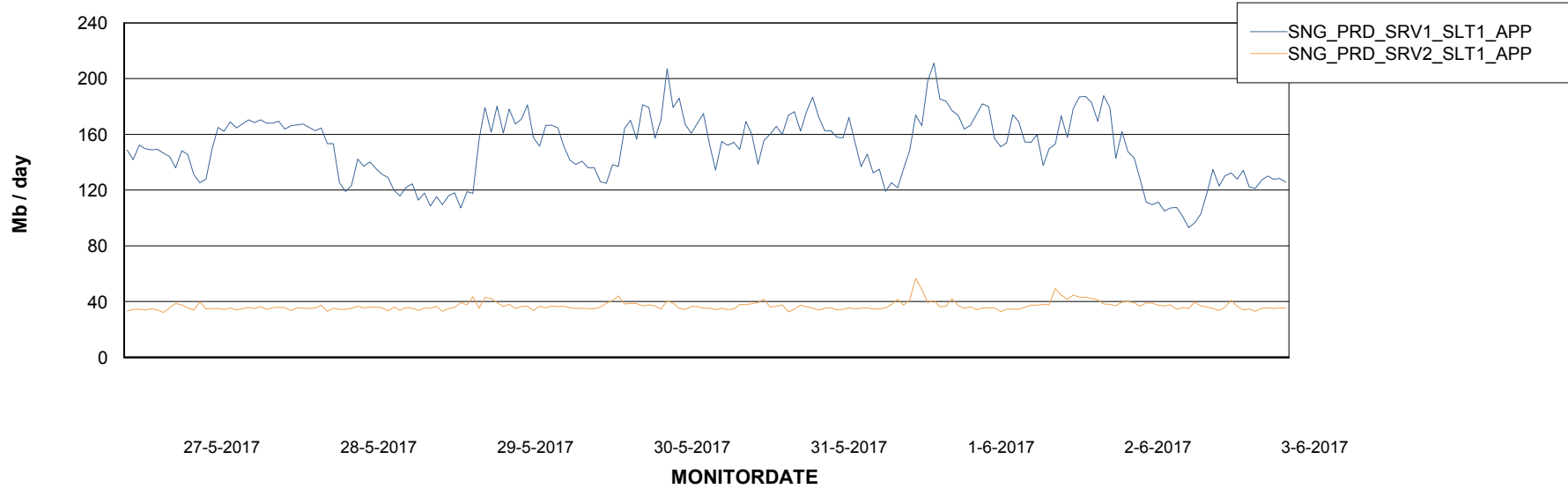
# Weekly SLA Customer Report

Customer SNG\_Production  
Database ID 70

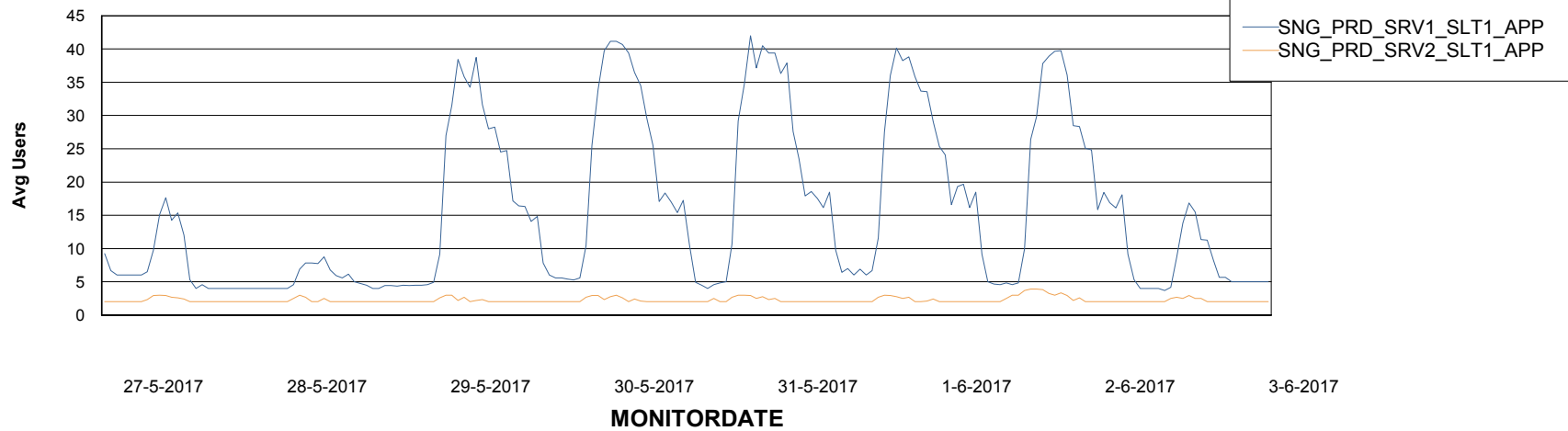


## ABSSolute Application Server Services

### Avg memory used per ABS Server Service



### Avg users per day per ABS server



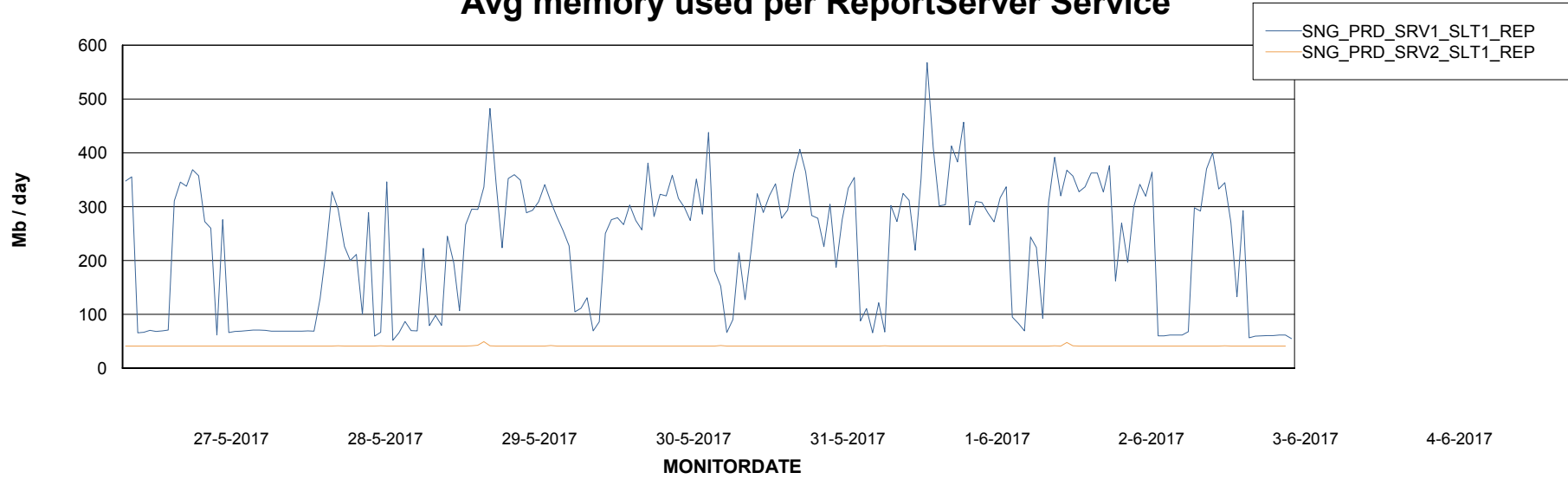
# Weekly SLA Customer Report

Customer SNG\_Production  
Database ID 70



## ABSSolute Application ReportServer Services

### Avg memory used per ReportServer Service



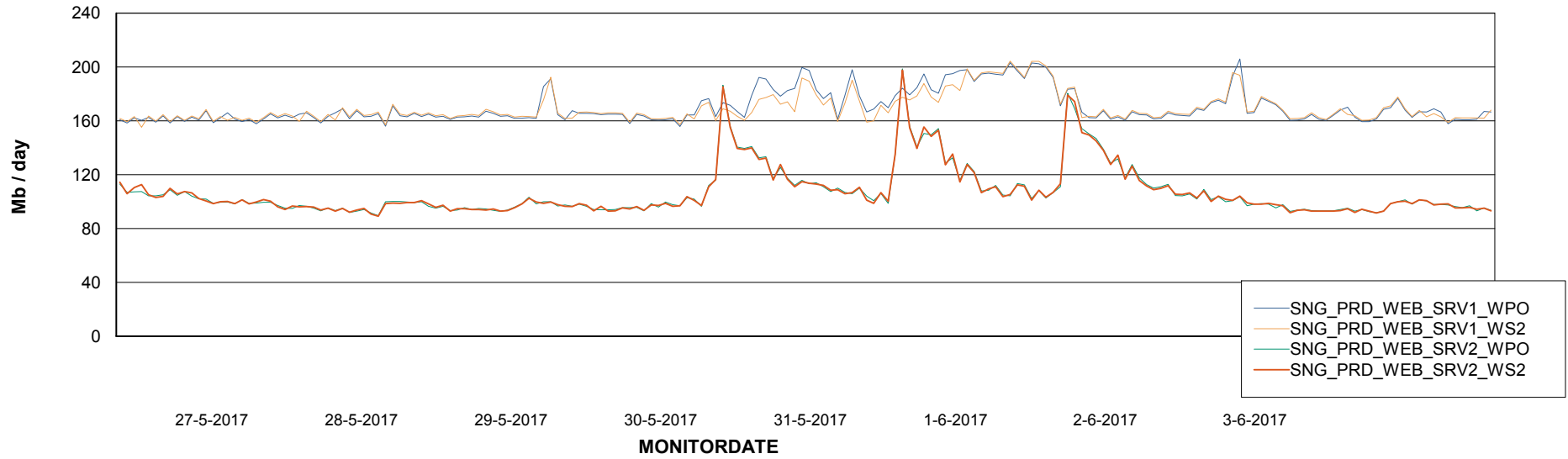
# Weekly SLA Customer Report

Customer SNG\_Production  
Database ID 70



## ABSSolute Web Component Services

### Avg memory used per ABS Web component



# Weekly SLA Customer Report

Customer SNG\_Production  
Database ID 70



## Disaster per ABS component

