

Weekly SLA Customer Report

Customer PCO Production
Database ID 44



Harddisk Usage PCO_PRD_ORACLE1

	Free disk space on c: (%)	Total disk space on c: (Gb)	Free disk space on d: (%)	Total disk space on d: (Gb)
3-6-2017	59	279	22	838
2-6-2017	59	279	25	838
1-6-2017	59	279	27	838
31-5-2017	60	279	28	838
30-5-2017	59	279	27	838
29-5-2017	59	279	26	838
28-5-2017	60	279	28	838

Harddisk Usage PCO_PRD_ORACLE2

	Free disk space on c: (%)	Total disk space on c: (Gb)	Free disk space on d: (%)	Total disk space on d: (Gb)
3-6-2017	74	279	56	838
2-6-2017	74	279	56	838
1-6-2017	74	279	56	838
31-5-2017	74	279	57	838
30-5-2017	74	279	57	838
29-5-2017	74	279	58	838
28-5-2017	74	279	58	838

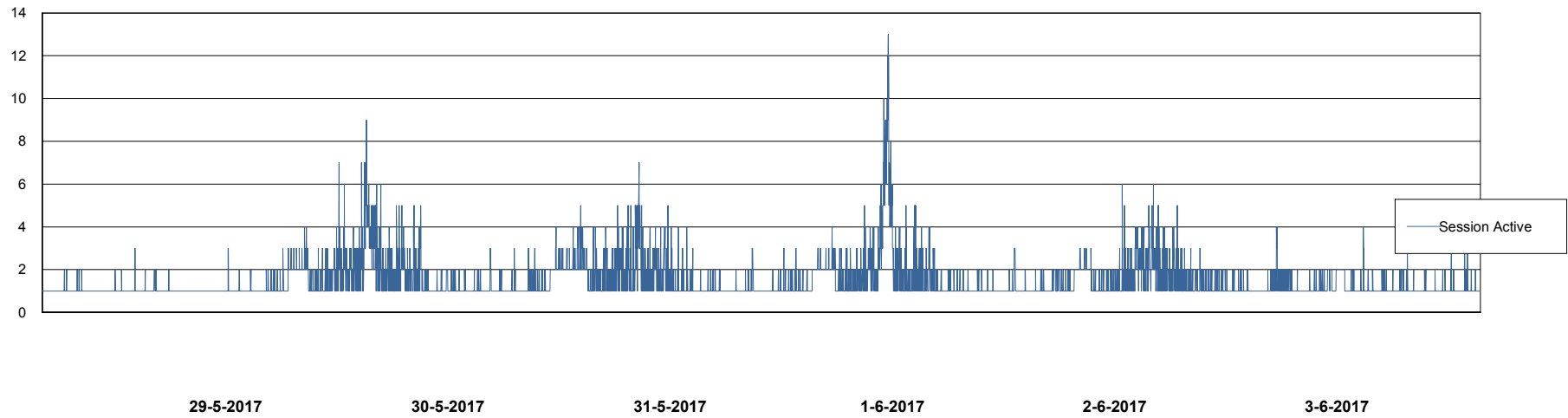
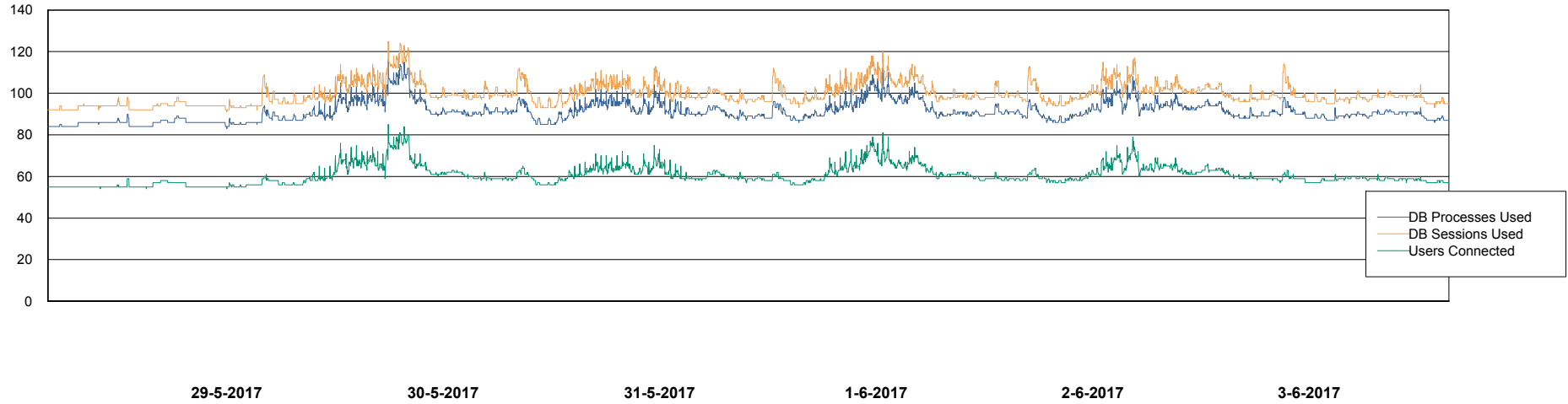
Weekly SLA Customer Report

Customer PCO Production
Database ID 44



Database Performance PCODB_Production

DB Processes Max 300
DB Sessions Max 480



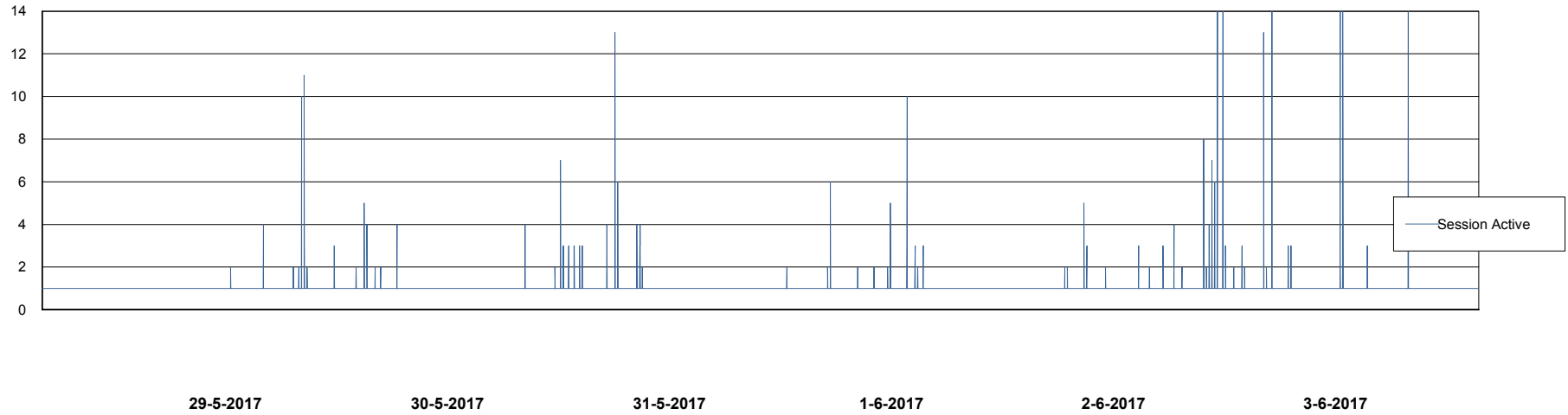
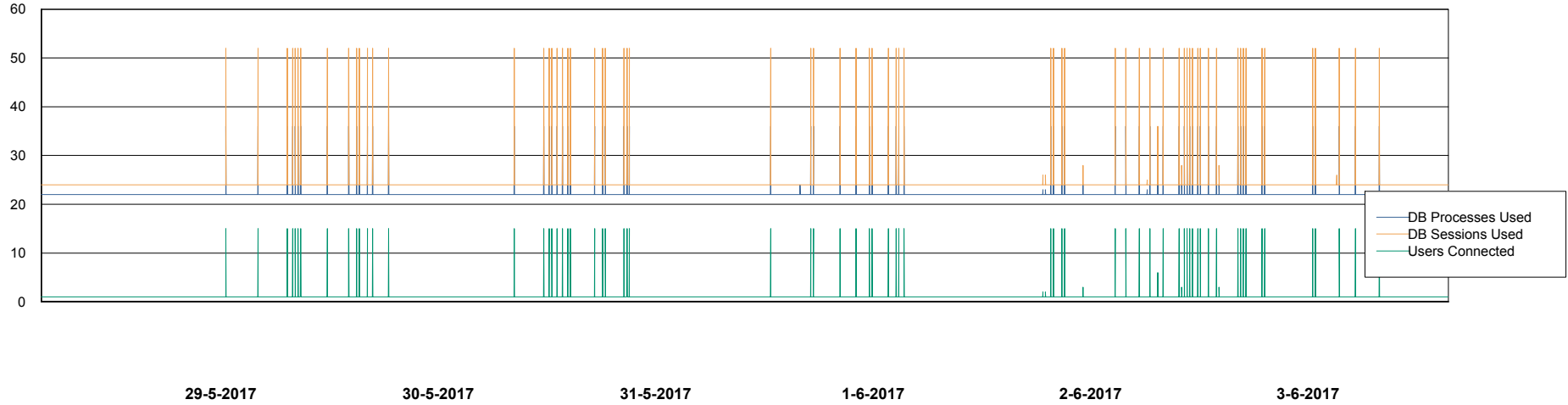
Weekly SLA Customer Report

Customer PCO Production
Database ID 44



Database Performance PCODB_Standby

DB Processes Max 520
DB Sessions Max 804



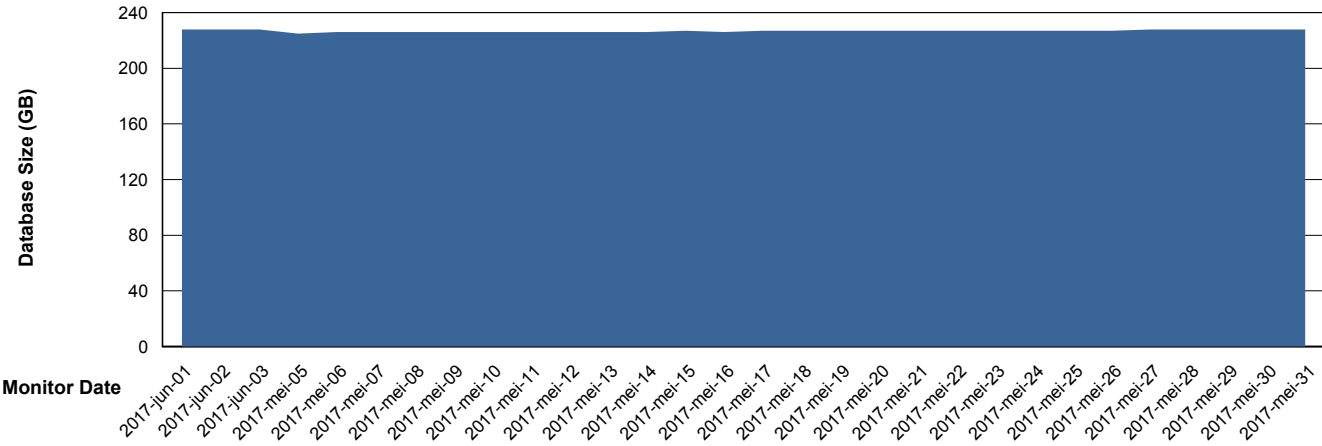
Weekly SLA Customer Report

Customer PCO Production
 Database ID 44



DATABASE SIZE PCODB_Production

Database growth over last month



Database Tablespace PCODB_Production

Date	Tablespace Name	Filesize (Gb)	Usedsize (Gb)	Percentage free
3-6-2017	ABSDATA	95	80	16
	INDX	174	146	16
2-6-2017	ABSDATA	95	80	16
	INDX	174	146	16
1-6-2017	ABSDATA	95	80	16
	INDX	174	145	17
31-5-2017	ABSDATA	95	80	16
	INDX	174	145	17
30-5-2017	ABSDATA	95	80	16
	INDX	174	145	17
29-5-2017	ABSDATA	95	80	16
	INDX	174	145	17
28-5-2017	ABSDATA	95	80	16
	INDX	174	145	17

Weekly SLA Customer Report

Customer PCO Production
Database ID 44



Standby Database Health PCO Production

Recovery lag for last 7 days

