

# Weekly SLA Customer Report

Customer BCH Production  
Database ID 28



## Harddisk Usage BCH\_PRD\_ORCDB1

	Free disk space on c: (%)	Total disk space on c: (Gb)	Free disk space on d: (%)	Total disk space on d: (Gb)
3-6-2017	42	278	16	278
2-6-2017	42	278	16	278
1-6-2017	42	278	17	278
31-5-2017	42	278	17	278
30-5-2017	42	278	18	278
29-5-2017	42	278	18	278
28-5-2017	42	278	17	278

## Harddisk Usage BCH\_PRD\_ORCDB2

	Free disk space on c: (%)	Total disk space on c: (Gb)	Free disk space on d: (%)	Total disk space on d: (Gb)
3-6-2017	44	278	15	278
2-6-2017	44	278	15	278
1-6-2017	44	278	16	278
31-5-2017	44	278	16	278
30-5-2017	44	278	17	278
29-5-2017	44	278	16	278
28-5-2017	44	278	16	278

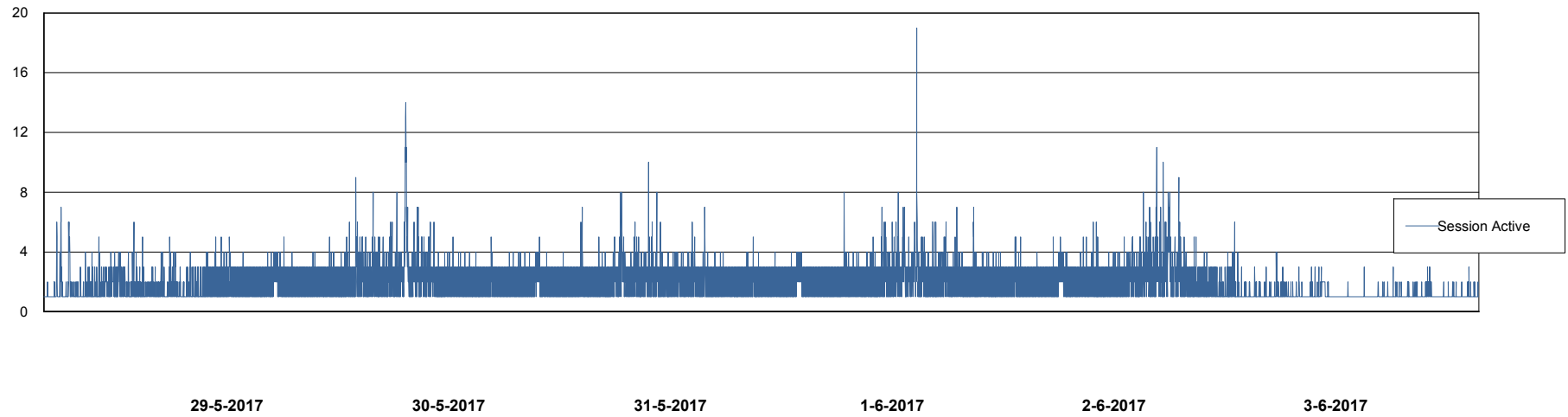
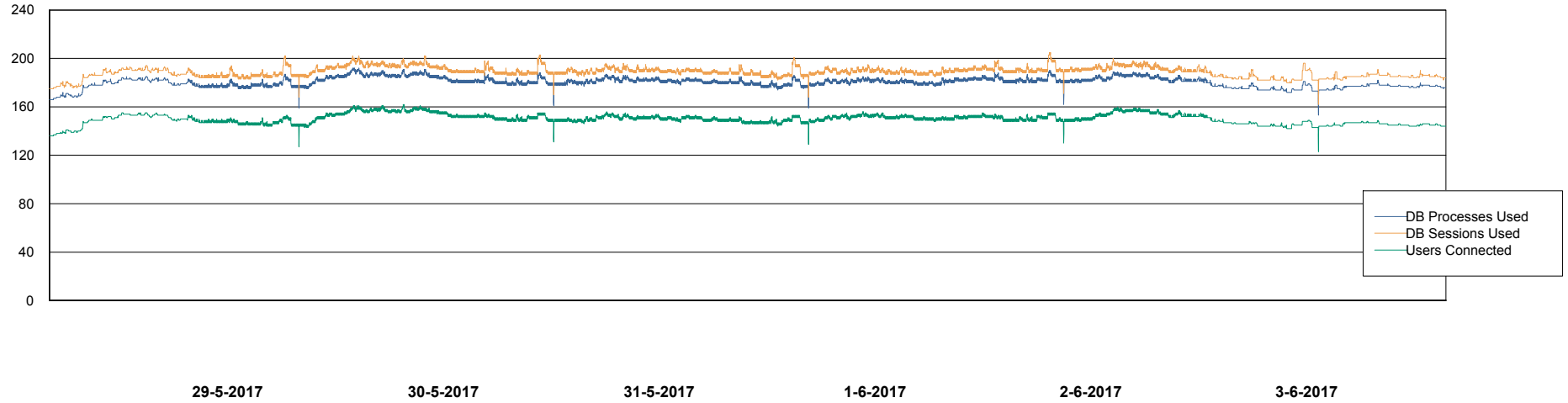
# Weekly SLA Customer Report

Customer BCH Production  
Database ID 28



## Database Performance BCHDB\_Production

DB Processes Max 600  
DB Sessions Max 928



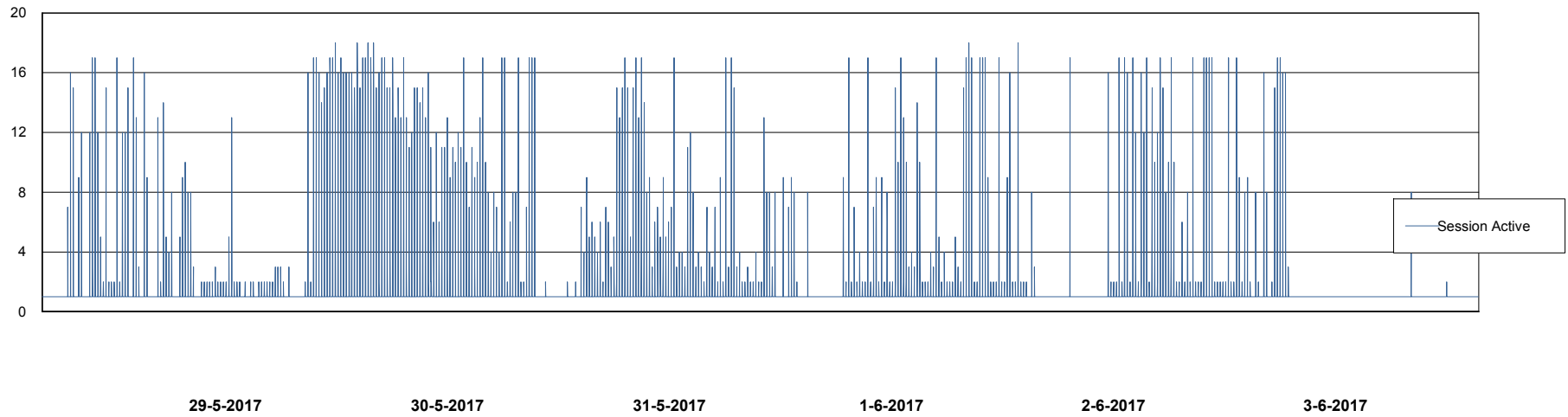
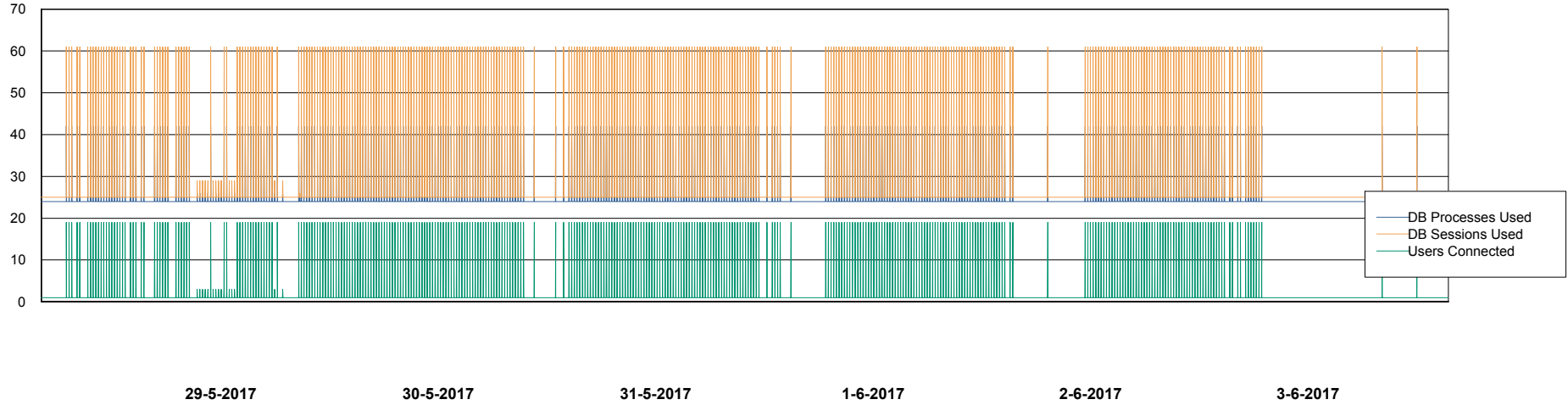
# Weekly SLA Customer Report

Customer BCH Production  
Database ID 28



## Database Performance BCHDB\_Standby

DB Processes Max 150  
DB Sessions Max 256



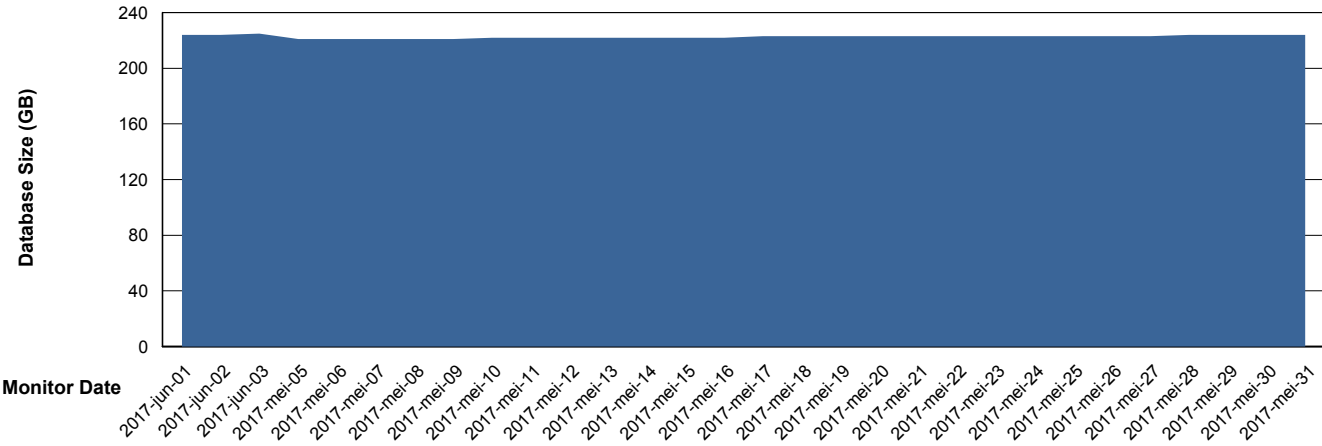
# Weekly SLA Customer Report

Customer BCH Production  
 Database ID 28



DATABASE SIZE BCHDB\_Production

## Database growth over last month



Database Tablespace BCHDB\_Production

Date	Tablespace Name	Filesize (Gb)	Usedsize (Gb)	Percentage free
3-6-2017	ABSDATA	51	40	22
	INDX	211	182	14
2-6-2017	ABSDATA	51	39	24
	INDX	211	182	14
1-6-2017	ABSDATA	51	39	24
	INDX	211	182	14
31-5-2017	ABSDATA	51	39	24
	INDX	211	182	14
30-5-2017	ABSDATA	51	39	24
	INDX	211	182	14
29-5-2017	ABSDATA	51	39	24
	INDX	211	181	14
28-5-2017	ABSDATA	51	39	24
	INDX	211	181	14

# Weekly SLA Customer Report

Customer BCH Production  
Database ID 28



Standby Database Health BCH Production

## Recovery lag for last 7 days

