

Weekly SLA Customer Report

Customer DFD Production
Database ID 39



Harddisk Usage DFD_PRD_BI1

	Free disk space on c: (%)	Total disk space on c: (Gb)	Free disk space on e: (%)	Total disk space on e: (Gb)
20-5-2017	34	50	23	130
19-5-2017	34	50	23	130
18-5-2017	34	50	23	130
17-5-2017	34	50	23	130
16-5-2017	34	50	23	130
15-5-2017	34	50	23	130
14-5-2017	34	50	23	130

Harddisk Usage DFD_PRD_ORACLE1

	Free disk space on c: (%)	Total disk space on c: (Gb)	Free disk space on d: (%)	Total disk space on d: (Gb)	Free disk space on e: (%)	Total disk space on e: (Gb)	Free disk space on f: (%)	Total disk space on f: (Gb)
20-5-2017	46	78	73	479	35	400	79	800
19-5-2017	46	78	73	479	35	400	79	800
18-5-2017	46	78	73	479	35	400	79	800
17-5-2017	46	78	73	479	36	400	79	800
16-5-2017	46	78	73	479	36	400	79	800
15-5-2017	46	78	73	479	36	400	79	800
14-5-2017	46	78	73	479	37	400	79	800

Weekly SLA Customer Report

Customer DFD Production
Database ID 39



Harddisk Usage DFD_PRD_ORACLE2

	Free disk space on c: (%)	Total disk space on c: (Gb)	Free disk space on d: (%)	Total disk space on d: (Gb)	Free disk space on e: (%)	Total disk space on e: (Gb)	Free disk space on f: (%)	Total disk space on f: (Gb)
20-5-2017	17	78	71	479	33	800	66	800
19-5-2017	17	78	71	479	33	800	66	800
18-5-2017	17	78	71	479	33	800	66	800
17-5-2017	17	78	71	479	33	800	66	800
16-5-2017	17	78	71	479	34	800	66	800
15-5-2017	17	78	71	479	34	800	66	800
14-5-2017	17	78	71	479	34	800	66	800

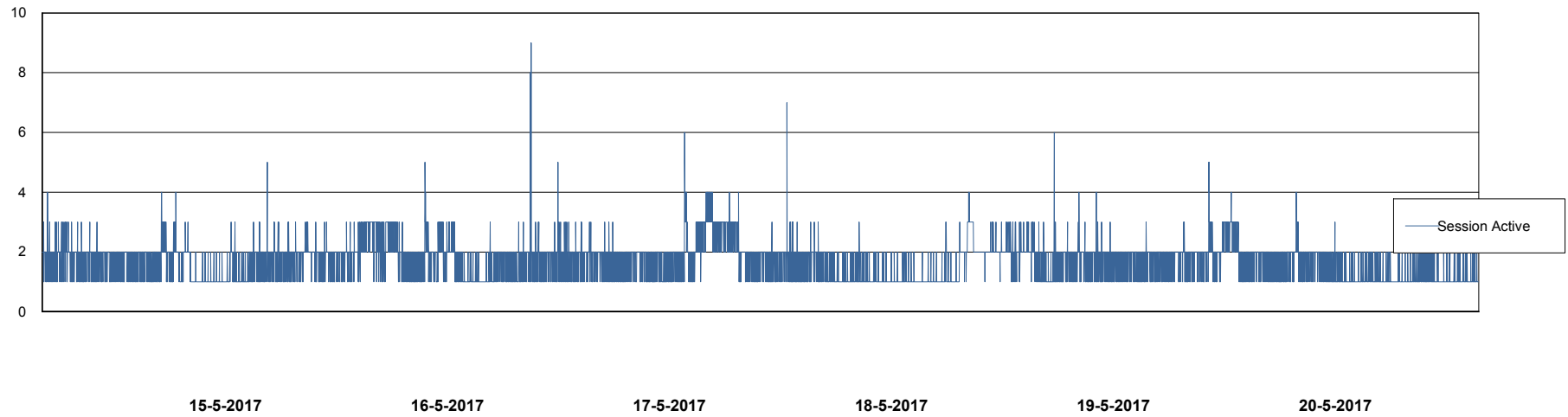
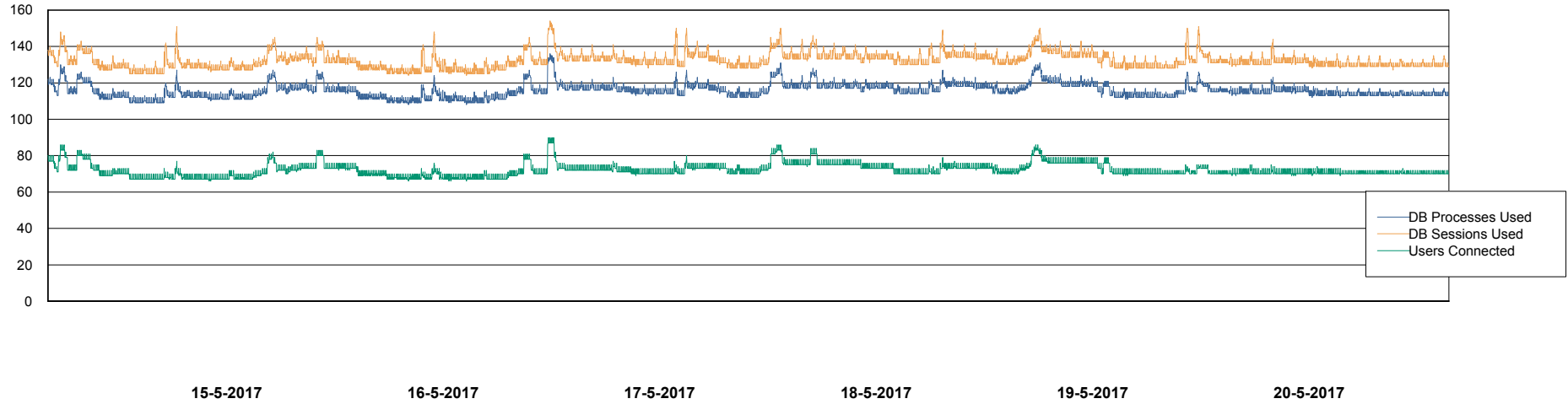
Weekly SLA Customer Report

Customer DFD Production
Database ID 39



Database Performance DFDDDB_Production

DB Processes Max 600
DB Sessions Max 928



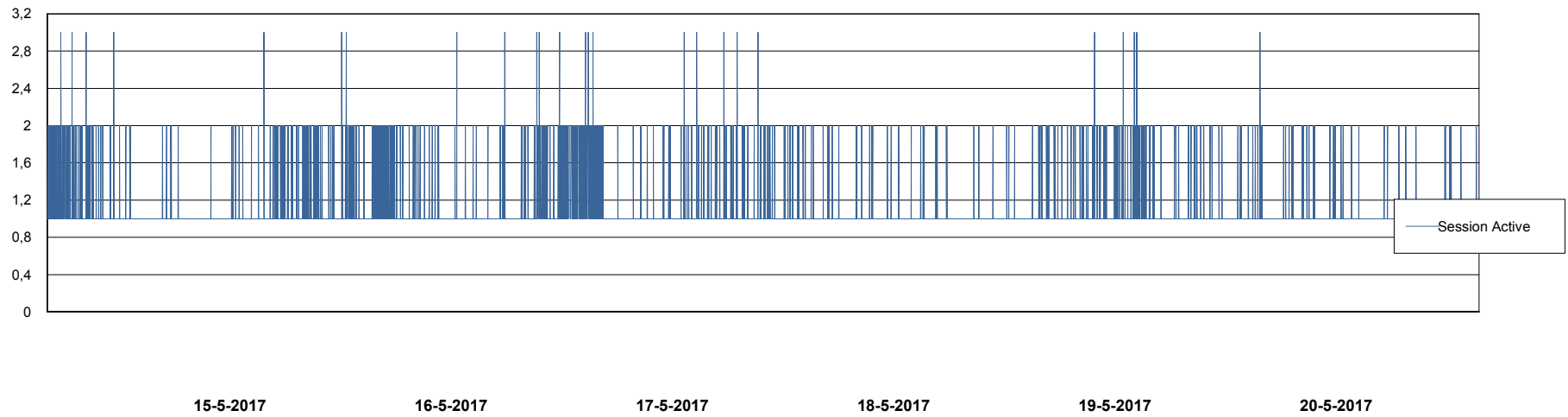
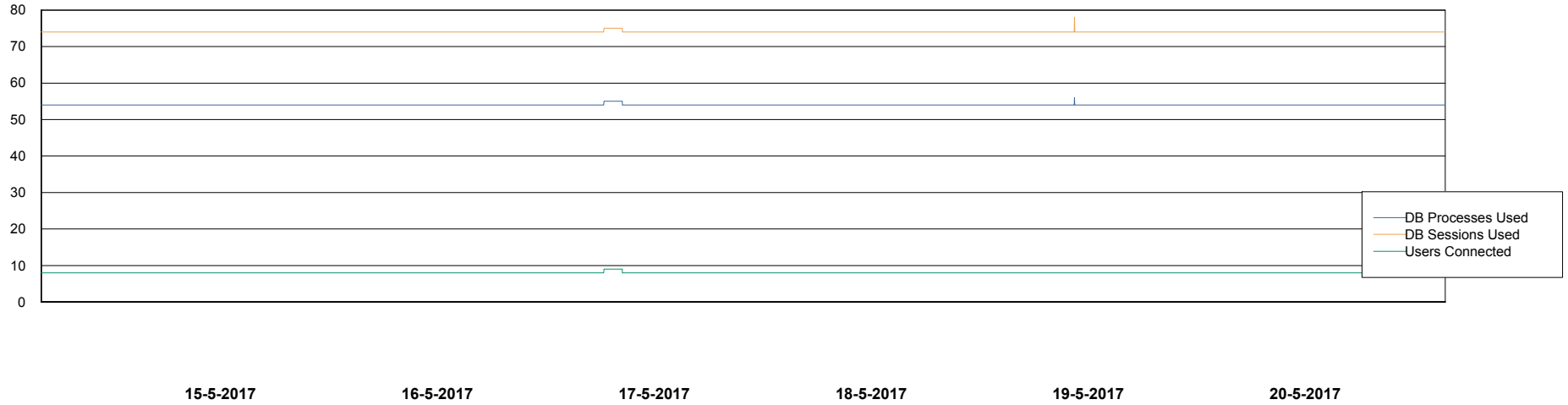
Weekly SLA Customer Report

Customer DFD Production
Database ID 39



Database Performance DFDDDB_Standby

DB Processes Max 600
DB Sessions Max 928



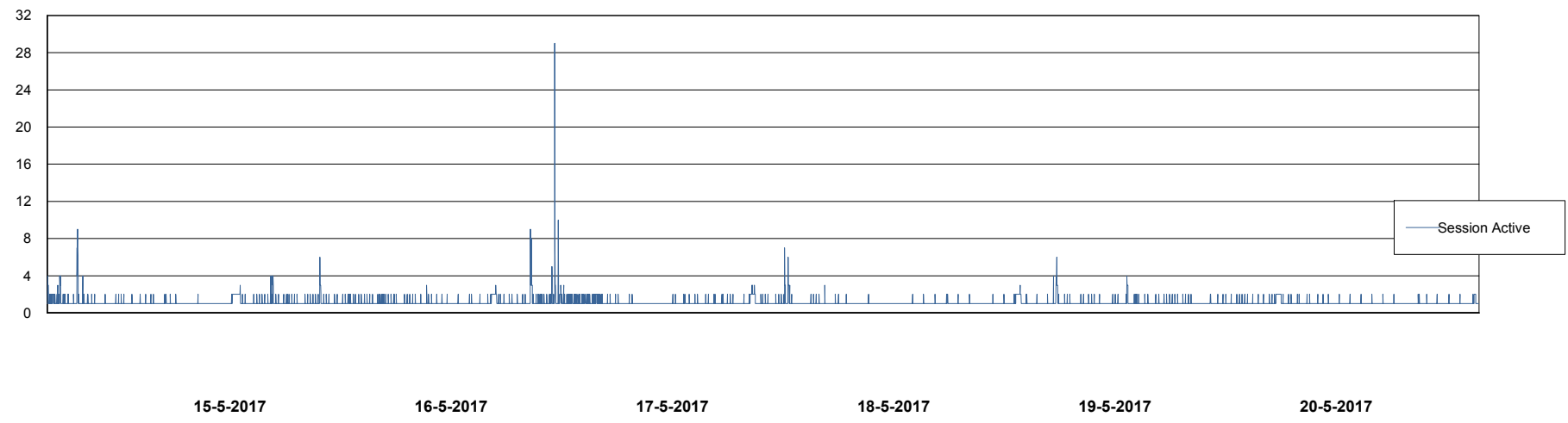
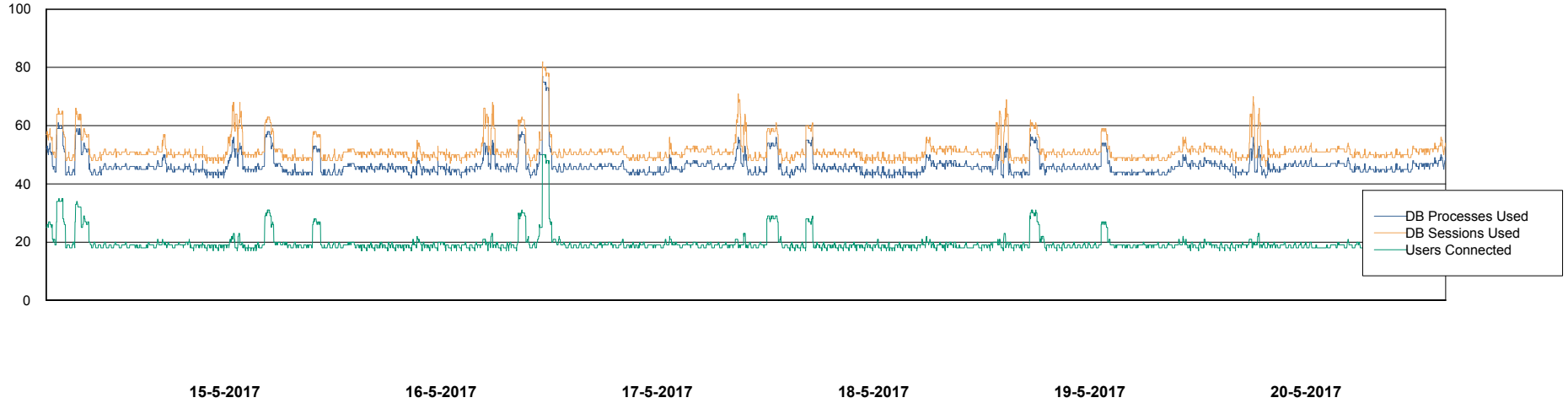
Weekly SLA Customer Report

Customer DFD Production
Database ID 39



Database Performance DFDDDBI_Production

DB Processes Max 500
DB Sessions Max 772



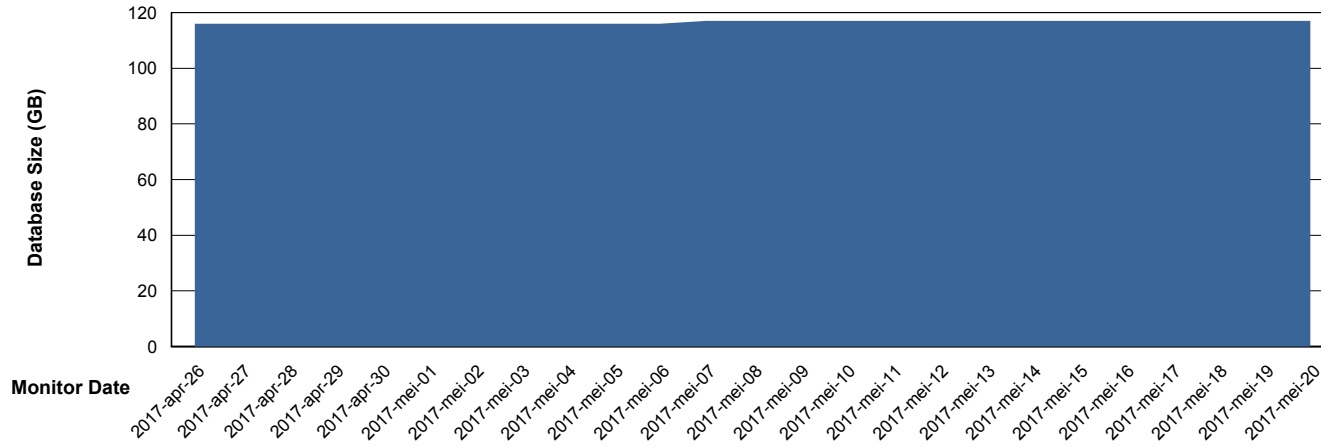
Weekly SLA Customer Report

Customer DFD Production
Database ID 39



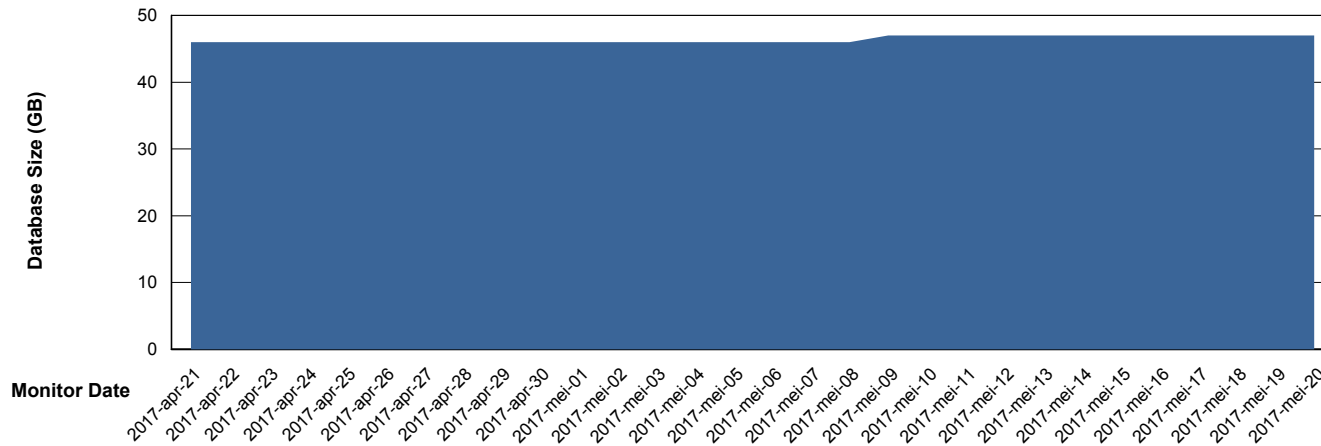
DATABASE SIZE DFDDDB_Production

Database growth over last month



DATABASE SIZE DFDDDBI_Production

Database growth over last month



Weekly SLA Customer Report

Customer DFD Production
Database ID 39



Database Tablespace		DFDDB_Production		
Date	Tablespace Name	Filesize (Gb)	Usedsize (Gb)	Percentage free
20-5-2017	ABSDATA	44	35	20
	INDX	94	79	16
19-5-2017	ABSDATA	44	35	20
	INDX	94	79	16
18-5-2017	ABSDATA	44	35	20
	INDX	94	79	16
17-5-2017	ABSDATA	44	35	20
	INDX	94	79	16
16-5-2017	ABSDATA	44	35	20
	INDX	94	79	16
15-5-2017	ABSDATA	44	35	20
	INDX	94	79	16
14-5-2017	ABSDATA	44	35	20
	INDX	94	79	16

Weekly SLA Customer Report

Customer DFD Production
 Database ID 39



Database Tablespace DFDDDBBI_Production

Date	Tablespace Name	Filesize (Gb)	Usedsize (Gb)	Percentage free
20-5-2017	ABSDATA	29	22	24
	INDX	29	21	28
19-5-2017	ABSDATA	29	22	24
	INDX	29	21	28
18-5-2017	ABSDATA	29	22	24
	INDX	29	21	28
17-5-2017	ABSDATA	29	22	24
	INDX	29	21	28
16-5-2017	ABSDATA	29	22	24
	INDX	29	21	28
15-5-2017	ABSDATA	29	22	24
	INDX	29	21	28
14-5-2017	ABSDATA	29	22	24
	INDX	29	21	28

Standby Database Health DFD Production

Recovery lag for last 7 days



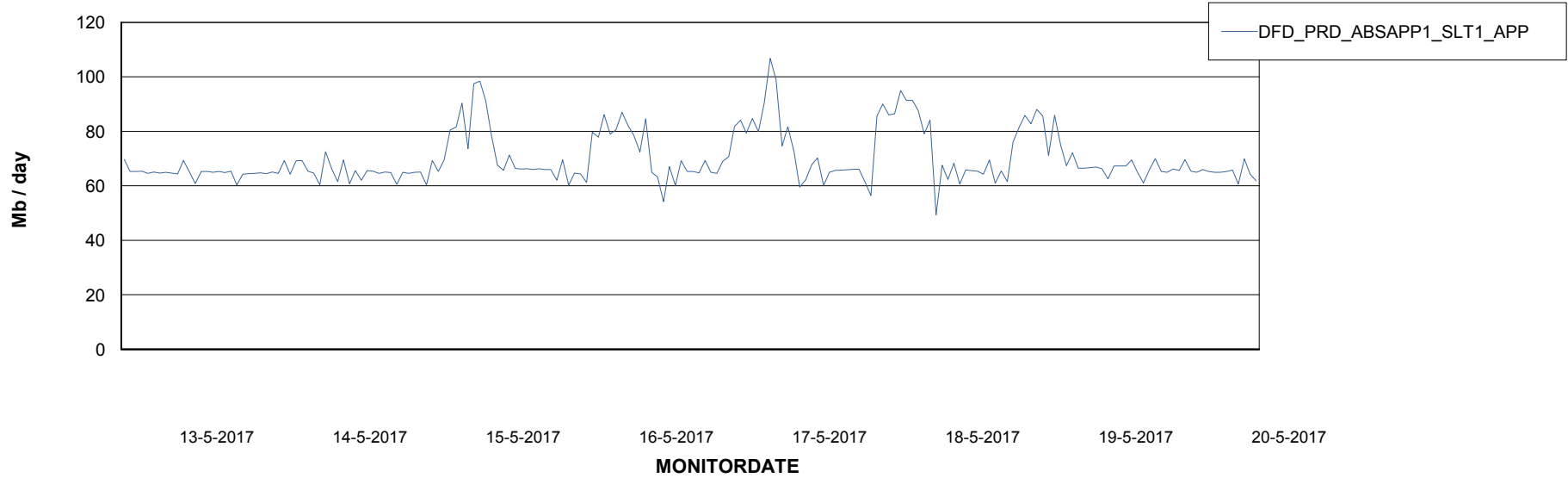
Weekly SLA Customer Report

Customer DFD Production
Database ID 39

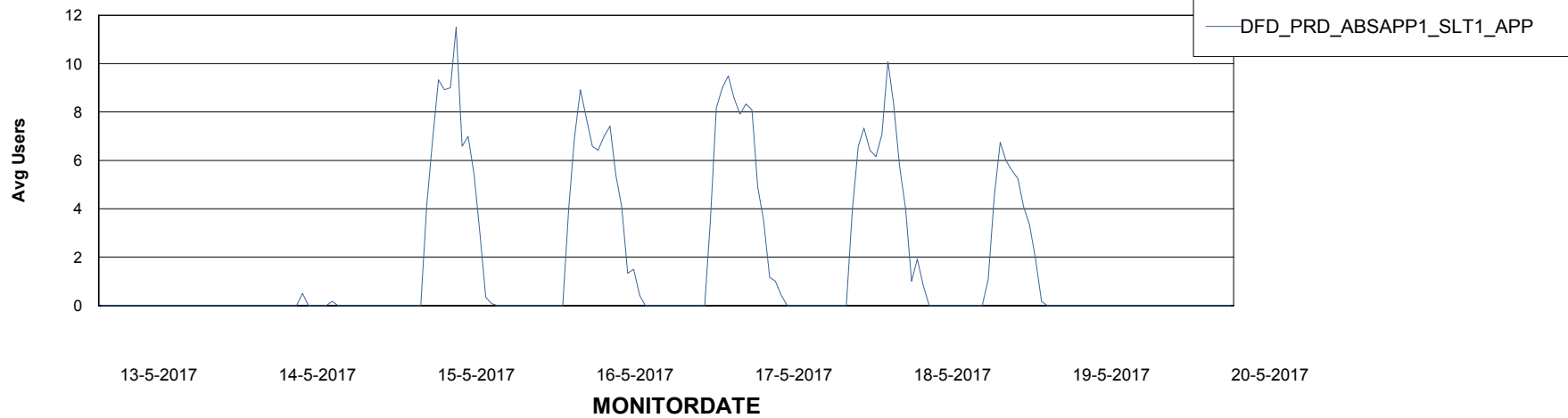


ABSSolute Application Server Services

Avg memory used per ABS Server Service



Avg users per day per ABS server



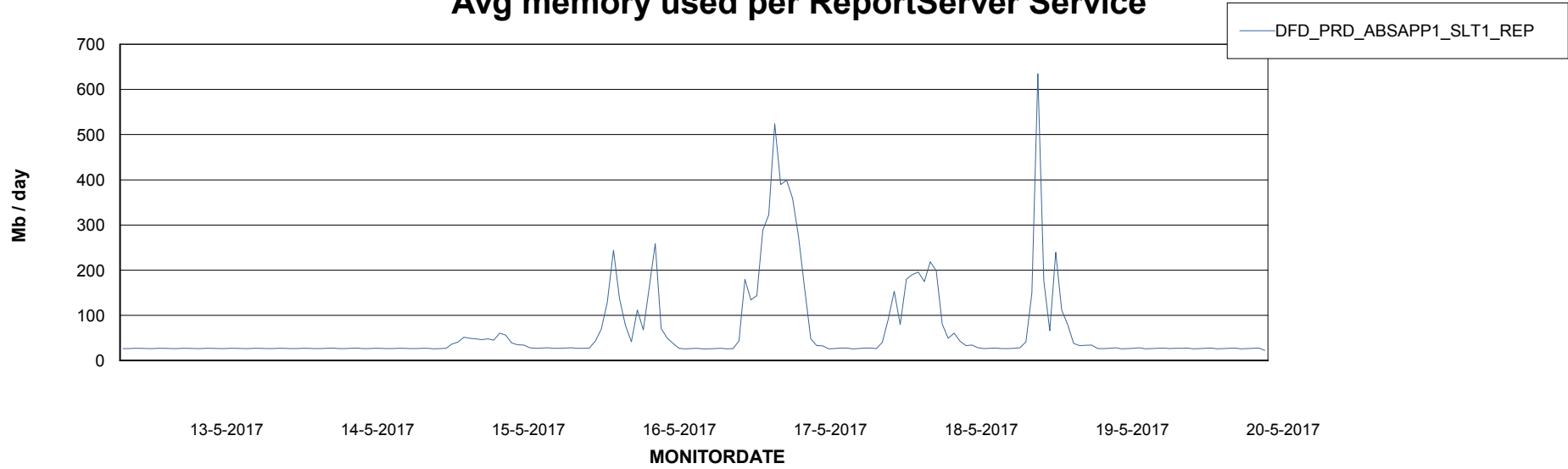
Weekly SLA Customer Report

Customer DFD Production
Database ID 39



ABSSolute Application ReportServer Services

Avg memory used per ReportServer Service



Disaster per ABS component

