

Weekly SLA Customer Report

Customer BCH Production
Database ID 28



Harddisk Usage BCH_PRD_ORCDB1

	Free disk space on c: (%)	Total disk space on c: (Gb)	Free disk space on d: (%)	Total disk space on d: (Gb)
20-5-2017	42	278	16	278
19-5-2017	42	278	16	278
18-5-2017	42	278	16	278
17-5-2017	42	278	17	278
16-5-2017	42	278	17	278
15-5-2017	43	278	17	278
14-5-2017	43	278	17	278

Harddisk Usage BCH_PRD_ORCDB2

	Free disk space on c: (%)	Total disk space on c: (Gb)	Free disk space on d: (%)	Total disk space on d: (Gb)
20-5-2017	44	278	15	278
19-5-2017	44	278	15	278
18-5-2017	44	278	15	278
17-5-2017	44	278	16	278
16-5-2017	44	278	16	278
15-5-2017	44	278	16	278
14-5-2017	44	278	16	278

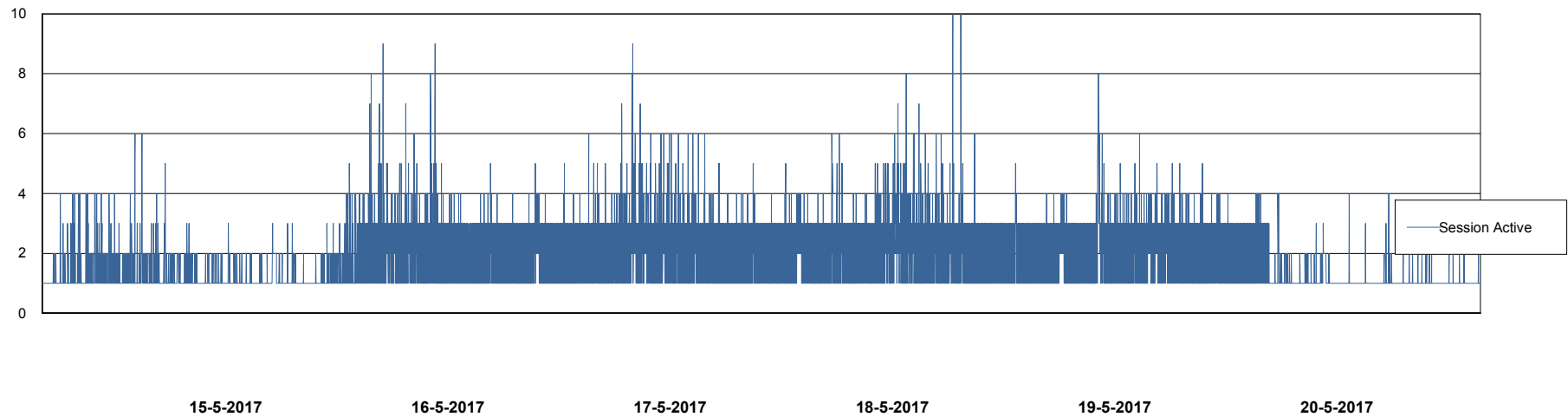
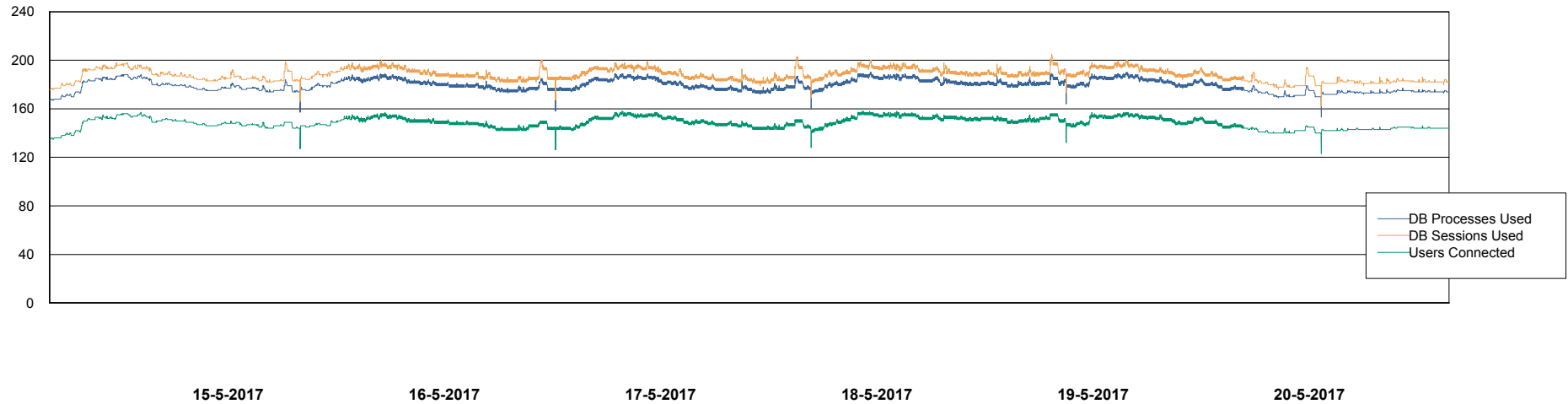
Weekly SLA Customer Report

Customer BCH Production
Database ID 28



Database Performance BCHDB_Production

DB Processes Max 600
DB Sessions Max 928



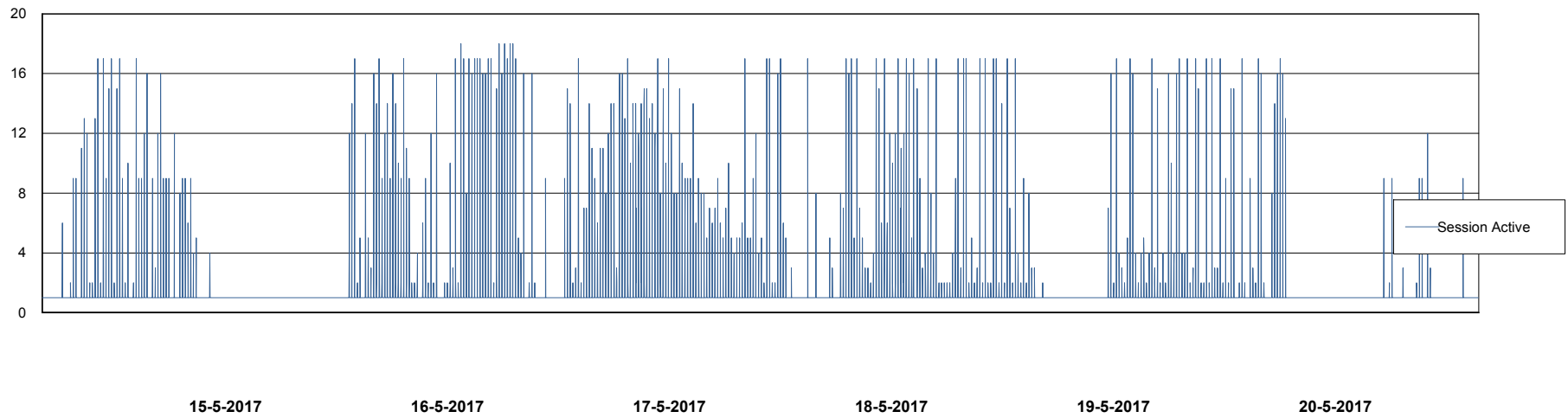
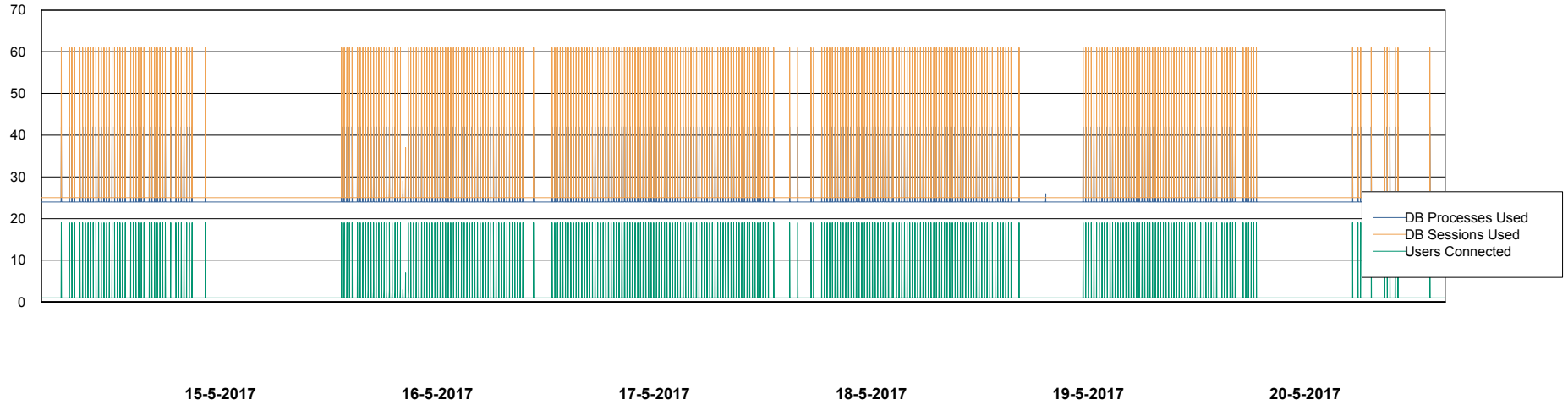
Weekly SLA Customer Report

Customer BCH Production
Database ID 28



Database Performance BCHDB_Standby

DB Processes Max 150
DB Sessions Max 256



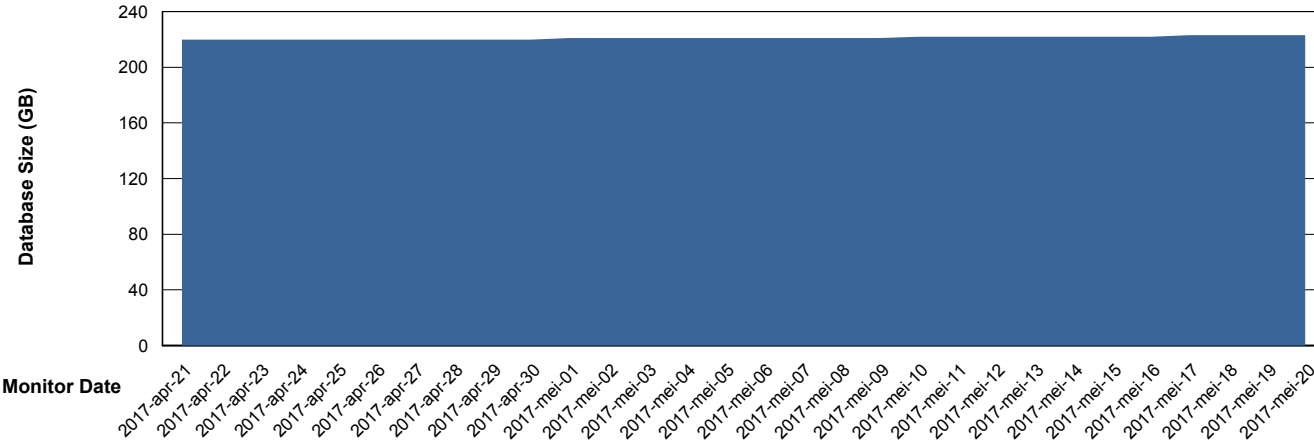
Weekly SLA Customer Report

Customer BCH Production
 Database ID 28



DATABASE SIZE BCHDB_Production

Database growth over last month



Database Tablespace BCHDB_Production

Date	Tablespace Name	Filesize (Gb)	Usedsize (Gb)	Percentage free
20-5-2017	ABSDATA	51	39	24
	INDX	211	181	14
19-5-2017	ABSDATA	51	39	24
	INDX	211	181	14
18-5-2017	ABSDATA	51	39	24
	INDX	211	180	15
17-5-2017	ABSDATA	51	39	24
	INDX	211	180	15
16-5-2017	ABSDATA	51	39	24
	INDX	211	180	15
15-5-2017	ABSDATA	51	39	24
	INDX	211	180	15
14-5-2017	ABSDATA	51	39	24
	INDX	211	180	15

Weekly SLA Customer Report

Customer BCH Production
Database ID 28



Standby Database Health BCH Production

Recovery lag for last 7 days

