

# Weekly SLA Customer Report

Customer PCO Production  
Database ID 44



## Harddisk Usage PCO\_PRD\_ORACLE1

	Free disk space on c: (%)	Total disk space on c: (Gb)	Free disk space on d: (%)	Total disk space on d: (Gb)
6-5-2017	58	279	18	838
5-5-2017	58	279	19	838
4-5-2017	58	279	20	838
3-5-2017	59	279	21	838
2-5-2017	58	279	21	838
1-5-2017	58	279	21	838
30-4-2017	58	279	22	838

## Harddisk Usage PCO\_PRD\_ORACLE2

	Free disk space on c: (%)	Total disk space on c: (Gb)	Free disk space on d: (%)	Total disk space on d: (Gb)
6-5-2017	73	279	37	838
5-5-2017	73	279	38	838
4-5-2017	74	279	38	838
3-5-2017	74	279	39	838
2-5-2017	74	279	39	838
1-5-2017	74	279	39	838
30-4-2017	74	279	40	838

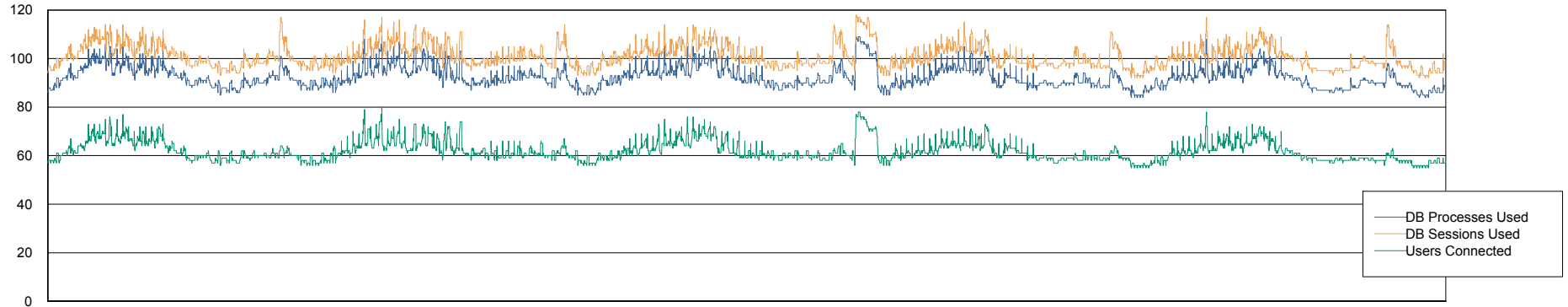
# Weekly SLA Customer Report

Customer PCO Production  
Database ID 44

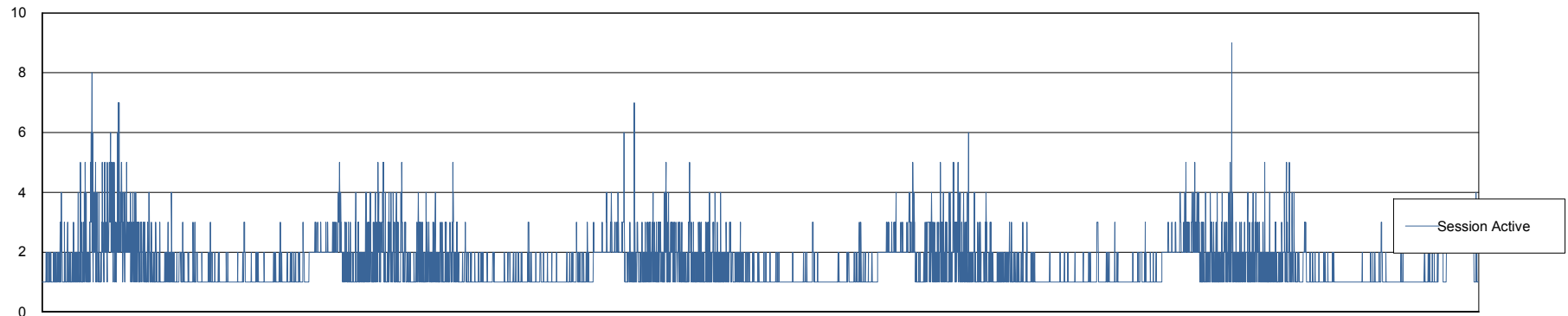


## Database Performance PCODB\_Production

DB Processes Max 300  
DB Sessions Max 480



1-5-2017 2-5-2017 3-5-2017 4-5-2017 5-5-2017 6-5-2017



1-5-2017 2-5-2017 3-5-2017 4-5-2017 5-5-2017 6-5-2017

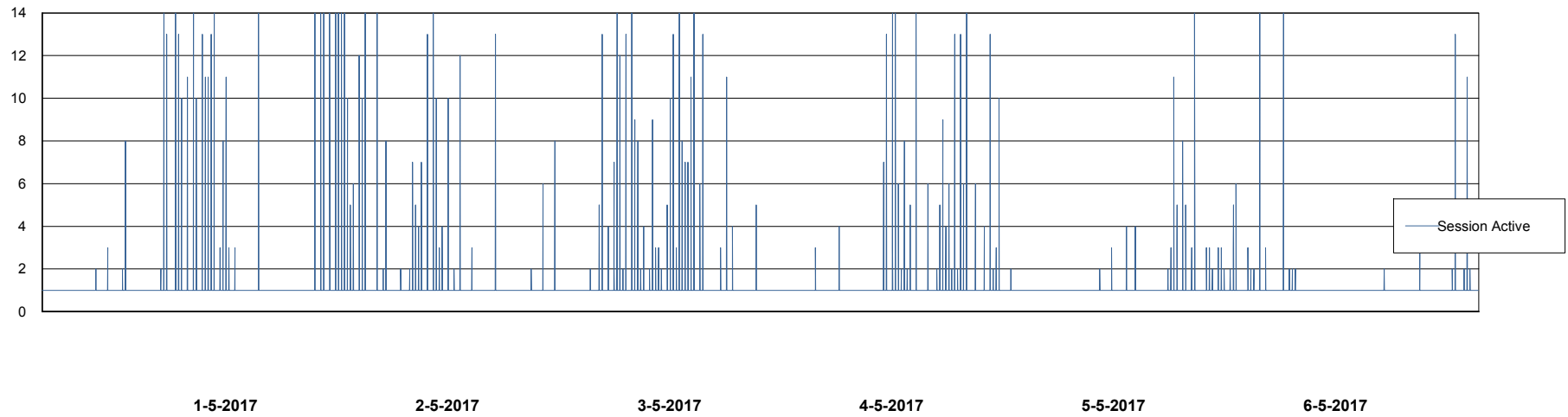
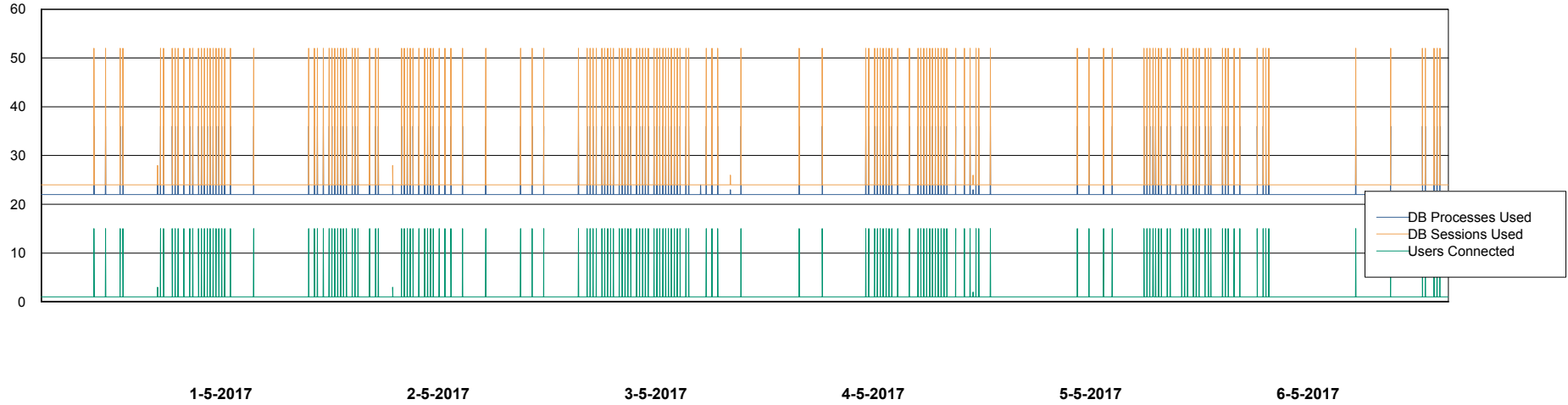
# Weekly SLA Customer Report

Customer PCO Production  
Database ID 44



## Database Performance PCODB\_Standby

DB Processes Max 520  
DB Sessions Max 804



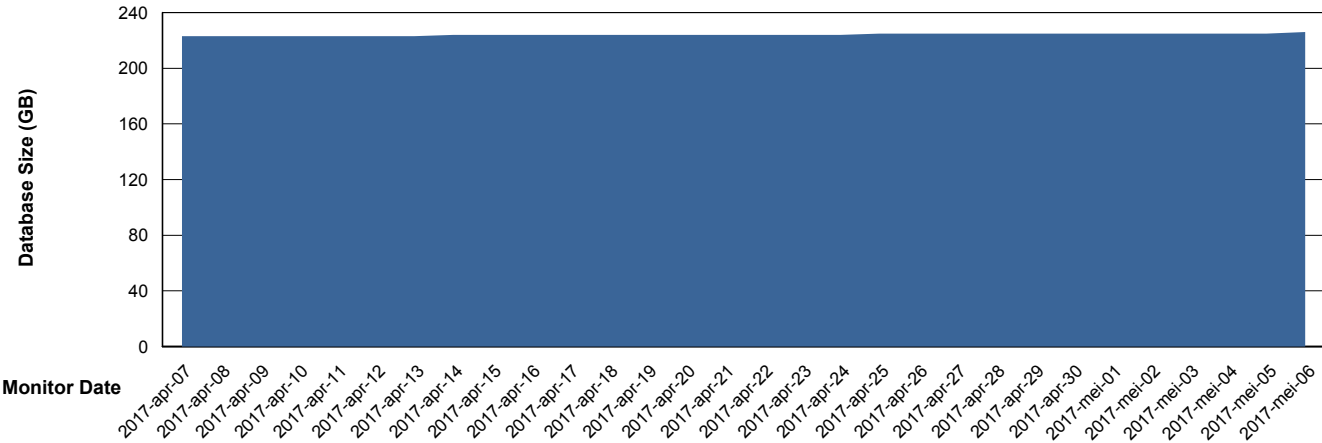
# Weekly SLA Customer Report

Customer PCO Production  
 Database ID 44



DATABASE SIZE PCODB\_Production

## Database growth over last month



Database Tablespace PCODB\_Production

Date	Tablespace Name	Filesize (Gb)	Usedsize (Gb)	Percentage free
6-5-2017	ABSDATA	95	80	16
	INDX	174	144	17
5-5-2017	ABSDATA	95	80	16
	INDX	174	144	17
4-5-2017	ABSDATA	95	80	16
	INDX	174	144	17
3-5-2017	ABSDATA	95	80	16
	INDX	174	144	17
2-5-2017	ABSDATA	95	80	16
	INDX	174	144	17
1-5-2017	ABSDATA	95	80	16
	INDX	174	143	18
30-4-2017	ABSDATA	95	80	16
	INDX	174	143	18

# Weekly SLA Customer Report

Customer PCO Production  
Database ID 44



Standby Database Health      PCO Production

## Recovery lag for last 7 days

