

Weekly SLA Customer Report

Customer DFD Production
Database ID 39



Harddisk Usage DFD_PRD_BI1

	Free disk space on c: (%)	Total disk space on c: (Gb)	Free disk space on e: (%)	Total disk space on e: (Gb)
6-5-2017	34	50	23	130
5-5-2017	34	50	23	130
4-5-2017	34	50	23	130
3-5-2017	33	50	23	130
2-5-2017	33	50	23	130
1-5-2017	33	50	23	130
30-4-2017	33	50	23	130

Harddisk Usage DFD_PRD_ORACLE1

	Free disk space on c: (%)	Total disk space on c: (Gb)	Free disk space on d: (%)	Total disk space on d: (Gb)	Free disk space on e: (%)	Total disk space on e: (Gb)	Free disk space on f: (%)	Total disk space on f: (Gb)
6-5-2017	46	78	73	479	39	400	78	800
5-5-2017	46	78	73	479	39	400	79	800
4-5-2017	46	78	73	479	40	400	79	800
3-5-2017	46	78	73	479	40	400	79	800
2-5-2017	46	78	73	479	47	400	79	800
1-5-2017	46	78	73	479	54	400	79	800
30-4-2017	46	78	73	479	62	400	79	800

Weekly SLA Customer Report

Customer DFD Production
Database ID 39



Harddisk Usage DFD_PRD_ORACLE2

	Free disk space on c: (%)	Total disk space on c: (Gb)	Free disk space on d: (%)	Total disk space on d: (Gb)	Free disk space on e: (%)	Total disk space on e: (Gb)	Free disk space on f: (%)	Total disk space on f: (Gb)
6-5-2017	17	78	71	479	35	800	66	800
5-5-2017	17	78	71	479	35	800	66	800
4-5-2017	17	78	71	479	35	800	66	800
3-5-2017	17	78	71	479	35	800	66	800
2-5-2017	17	78	71	479	36	800	66	800
1-5-2017	17	78	71	479	36	800	66	800
30-4-2017	17	78	71	479	36	800	66	800

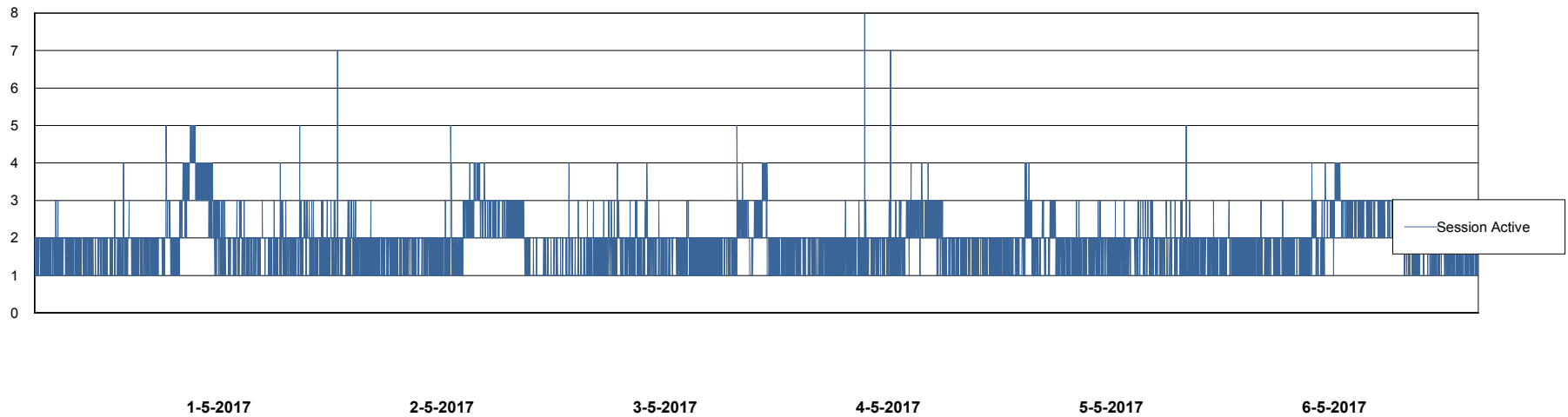
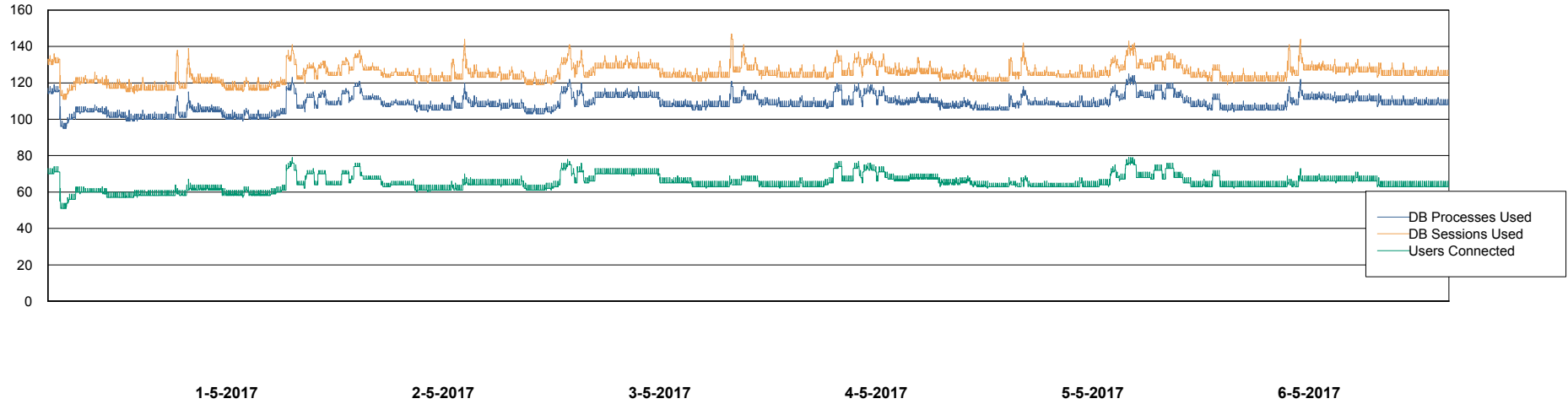
Weekly SLA Customer Report

Customer DFD Production
Database ID 39



Database Performance DFDDDB_Production

DB Processes Max 600
DB Sessions Max 928



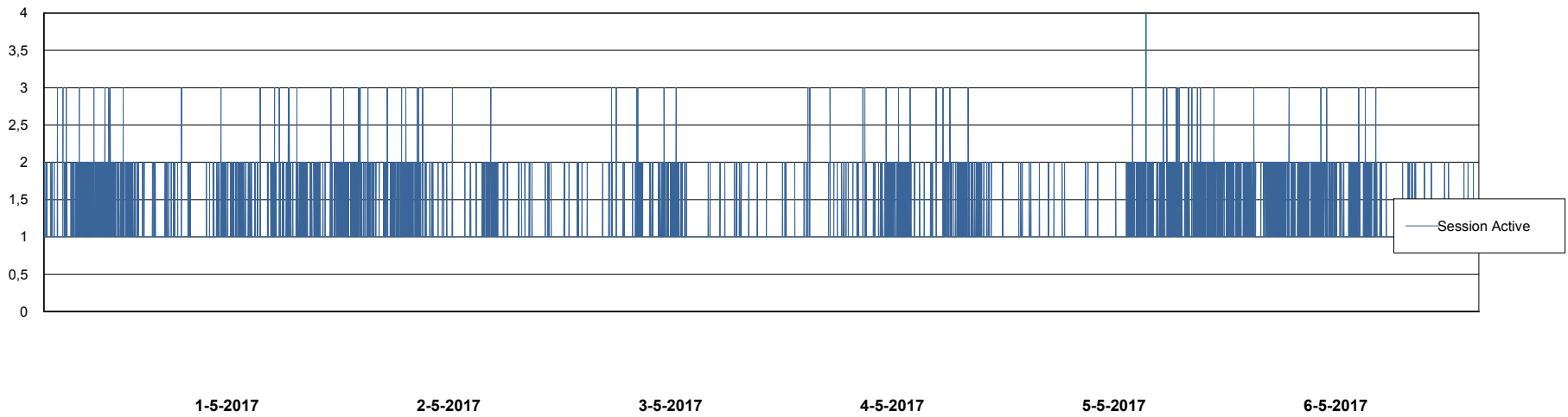
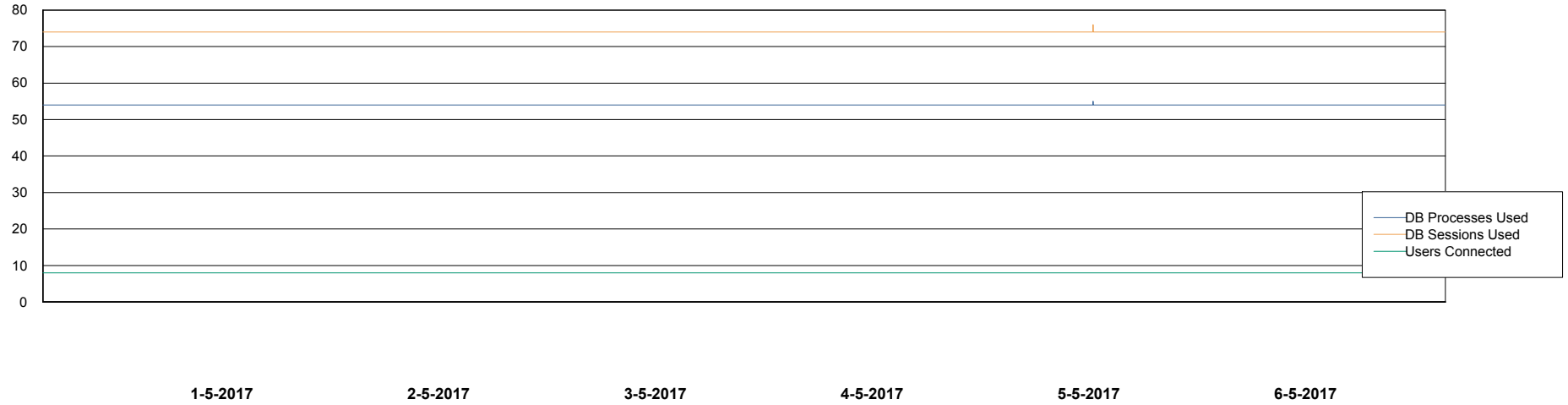
Weekly SLA Customer Report

Customer DFD Production
Database ID 39



Database Performance DFDDDB_Standby

DB Processes Max 600
DB Sessions Max 928



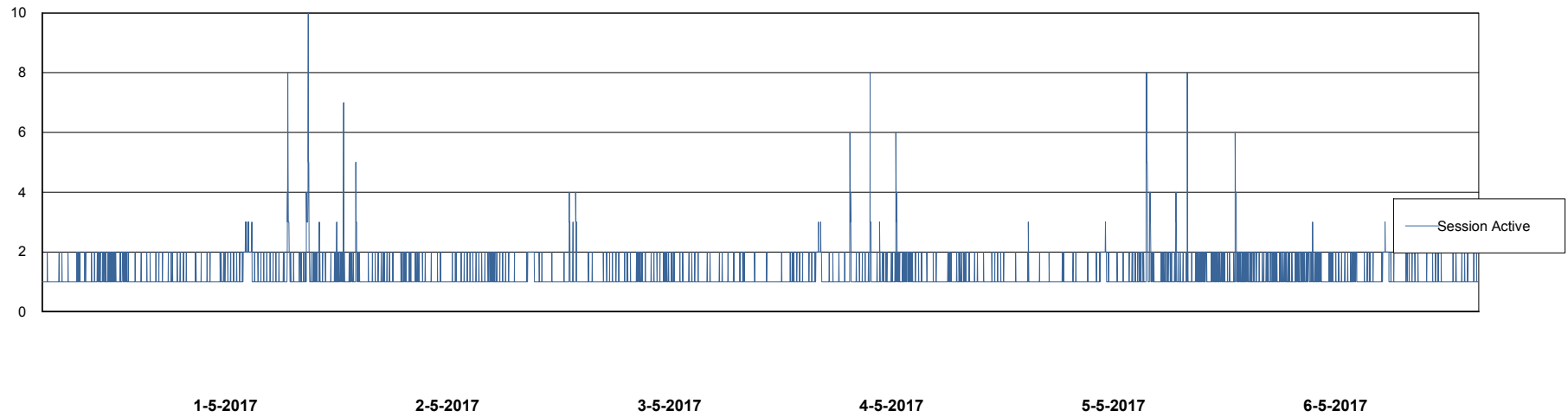
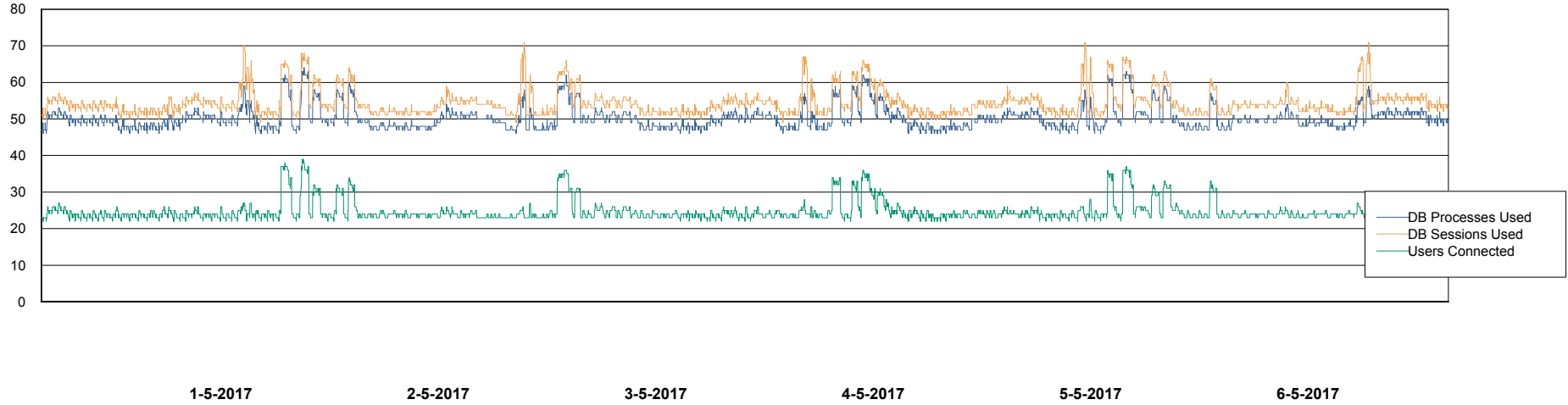
Weekly SLA Customer Report

Customer DFD Production
Database ID 39



Database Performance DFDDDBI_Production

DB Processes Max 500
DB Sessions Max 772



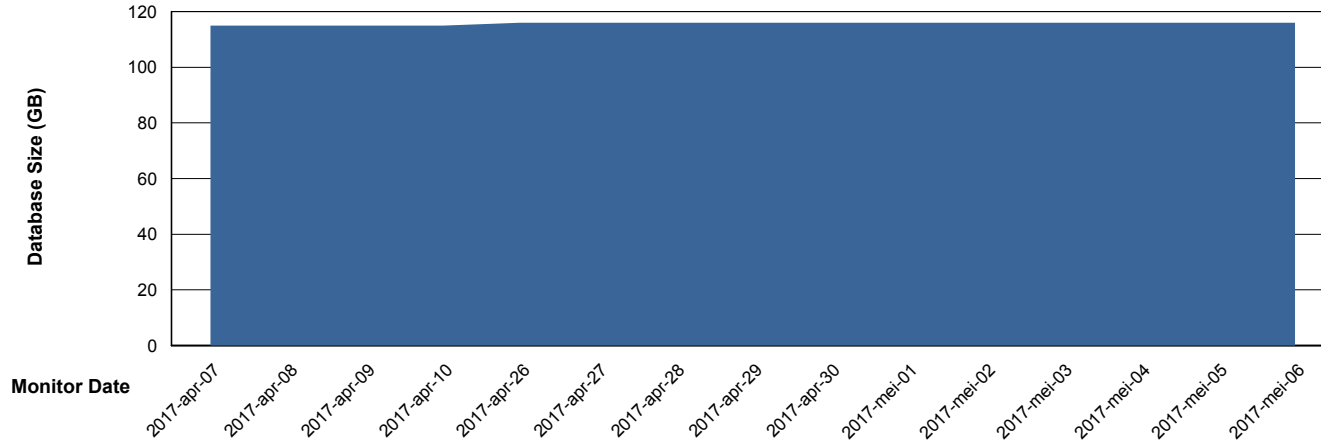
Weekly SLA Customer Report

Customer DFD Production
 Database ID 39



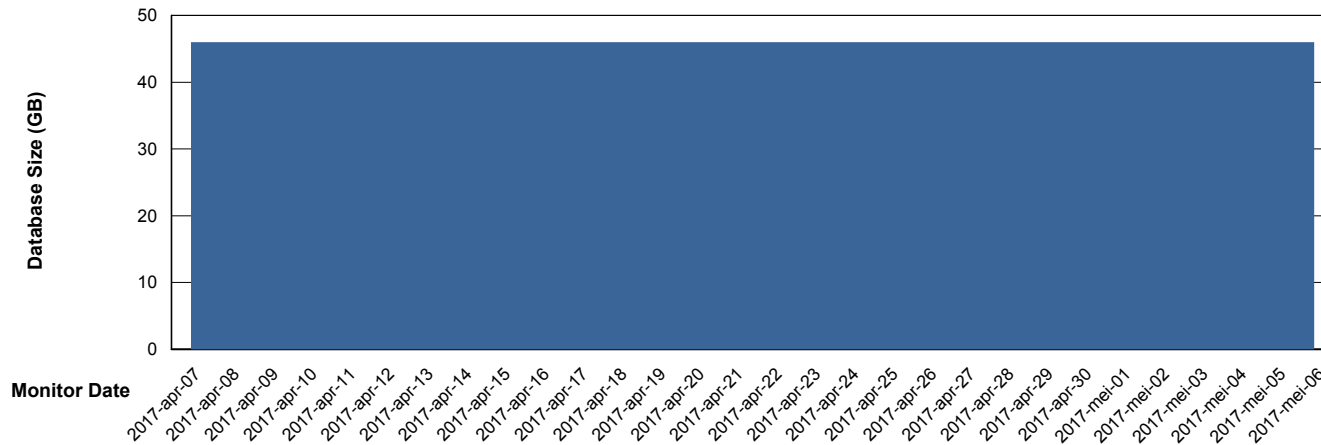
DATABASE SIZE DFDDDB_Production

Database growth over last month



DATABASE SIZE DFDDDBI_Production

Database growth over last month



Weekly SLA Customer Report

Customer DFD Production
Database ID 39



Database Tablespace		DFDDB_Production		
Date	Tablespace Name	Filesize (Gb)	Usedsize (Gb)	Percentage free
6-5-2017	ABSDATA	44	35	20
	INDX	94	79	16
5-5-2017	ABSDATA	44	35	20
	INDX	94	79	16
4-5-2017	ABSDATA	44	35	20
	INDX	94	79	16
3-5-2017	ABSDATA	44	35	20
	INDX	94	79	16
2-5-2017	ABSDATA	44	35	20
	INDX	94	79	16
1-5-2017	ABSDATA	44	35	20
	INDX	94	79	16
30-4-2017	ABSDATA	44	35	20
	INDX	94	79	16

Weekly SLA Customer Report

Customer DFD Production
 Database ID 39



Database Tablespace DFDDDBBI_Production

Date	Tablespace Name	Filesize (Gb)	Usedsize (Gb)	Percentage free
6-5-2017	ABSDATA	29	22	24
	INDX	29	21	28
5-5-2017	ABSDATA	29	22	24
	INDX	29	21	28
4-5-2017	ABSDATA	29	22	24
	INDX	29	21	28
3-5-2017	ABSDATA	29	22	24
	INDX	29	21	28
2-5-2017	ABSDATA	29	22	24
	INDX	29	21	28
1-5-2017	ABSDATA	29	22	24
	INDX	29	21	28
30-4-2017	ABSDATA	29	22	24
	INDX	29	21	28

Standby Database Health DFD Production

Recovery lag for last 7 days



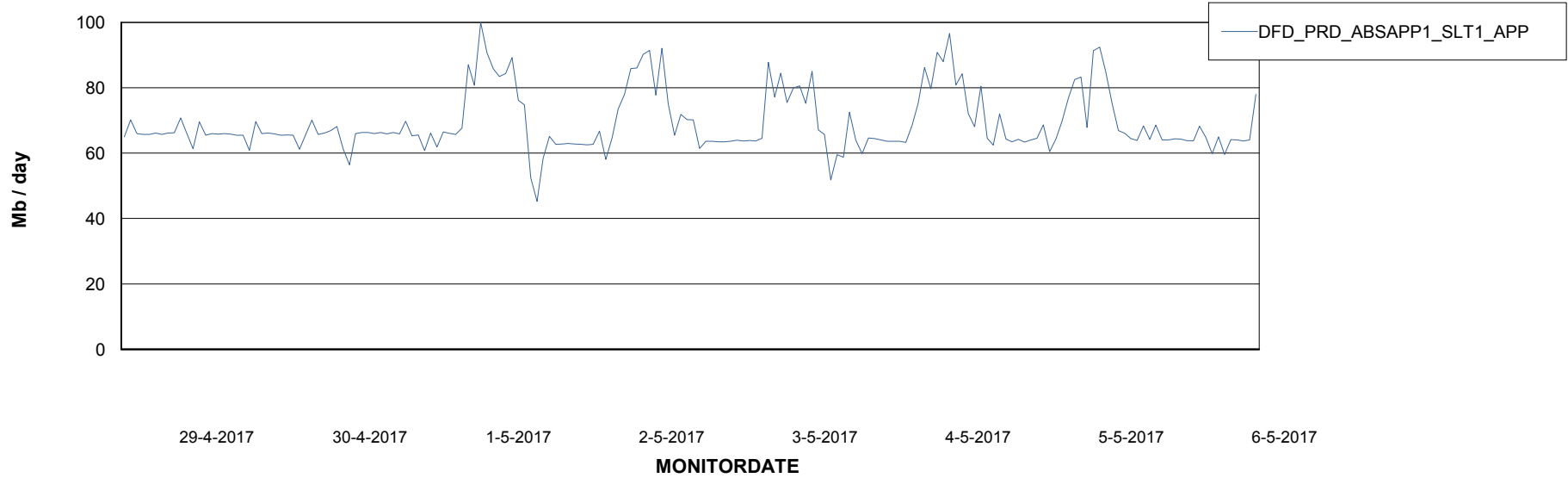
Weekly SLA Customer Report

Customer DFD Production
Database ID 39

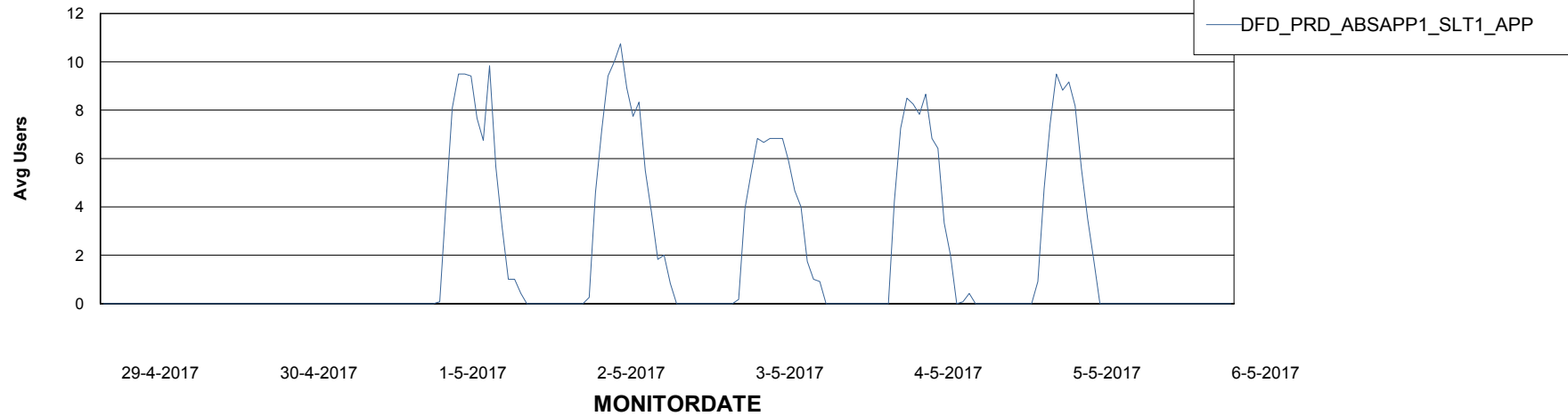


ABSSolute Application Server Services

Avg memory used per ABS Server Service



Avg users per day per ABS server



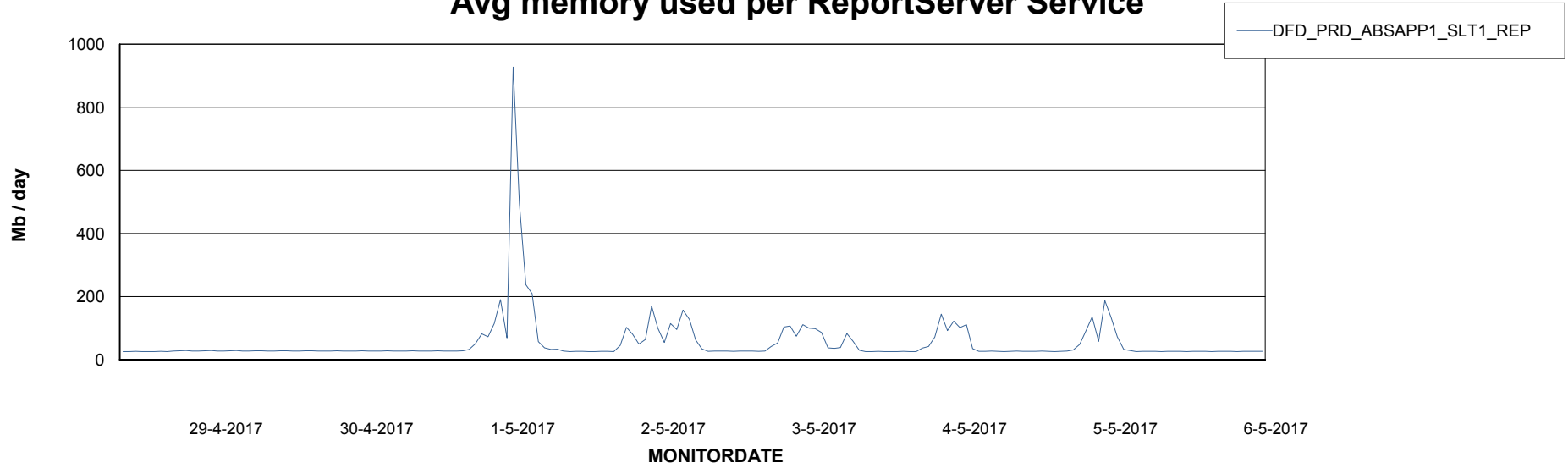
Weekly SLA Customer Report

Customer DFD Production
Database ID 39



ABSSolute Application ReportServer Services

Avg memory used per ReportServer Service



Disaster per ABS component

