

Weekly SLA Customer Report

Customer BCH Production
Database ID 28



Harddisk Usage BCH_PRD_ORCDB1

	Free disk space on c: (%)	Total disk space on c: (Gb)	Free disk space on d: (%)	Total disk space on d: (Gb)
6-5-2017	42	278	16	278
5-5-2017	43	278	16	278
4-5-2017	43	278	17	278
3-5-2017	43	278	17	278
2-5-2017	43	278	17	278
1-5-2017	43	278	17	278
30-4-2017	43	278	17	278

Harddisk Usage BCH_PRD_ORCDB2

	Free disk space on c: (%)	Total disk space on c: (Gb)	Free disk space on d: (%)	Total disk space on d: (Gb)
6-5-2017	45	278	15	278
5-5-2017	45	278	15	278
4-5-2017	45	278	16	278
3-5-2017	45	278	16	278
2-5-2017	45	278	16	278
1-5-2017	45	278	16	278
30-4-2017	45	278	16	278

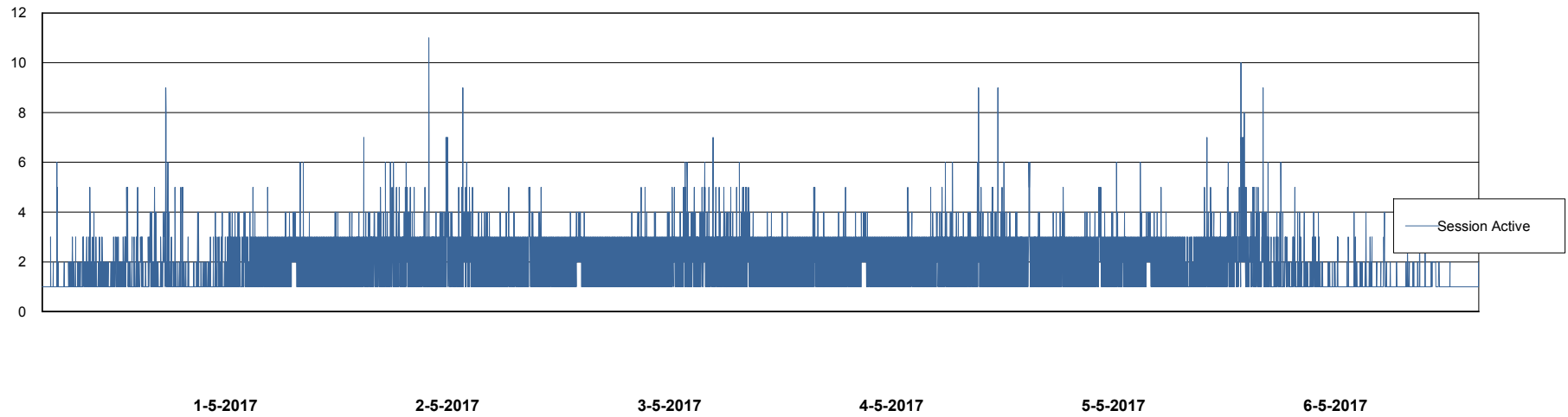
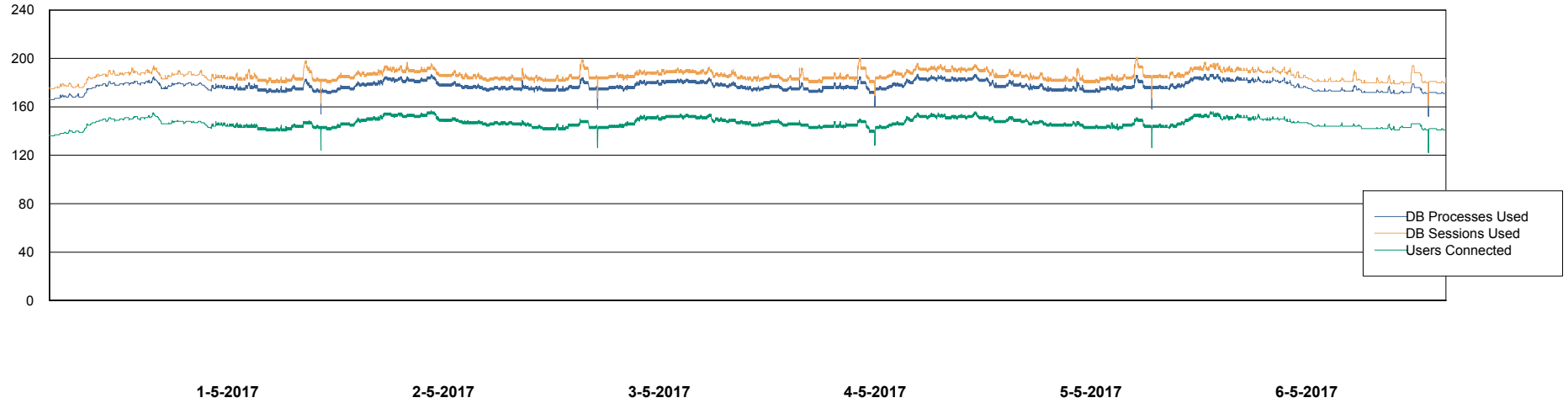
Weekly SLA Customer Report

Customer BCH Production
Database ID 28



Database Performance BCHDB_Production

DB Processes Max 600
DB Sessions Max 928



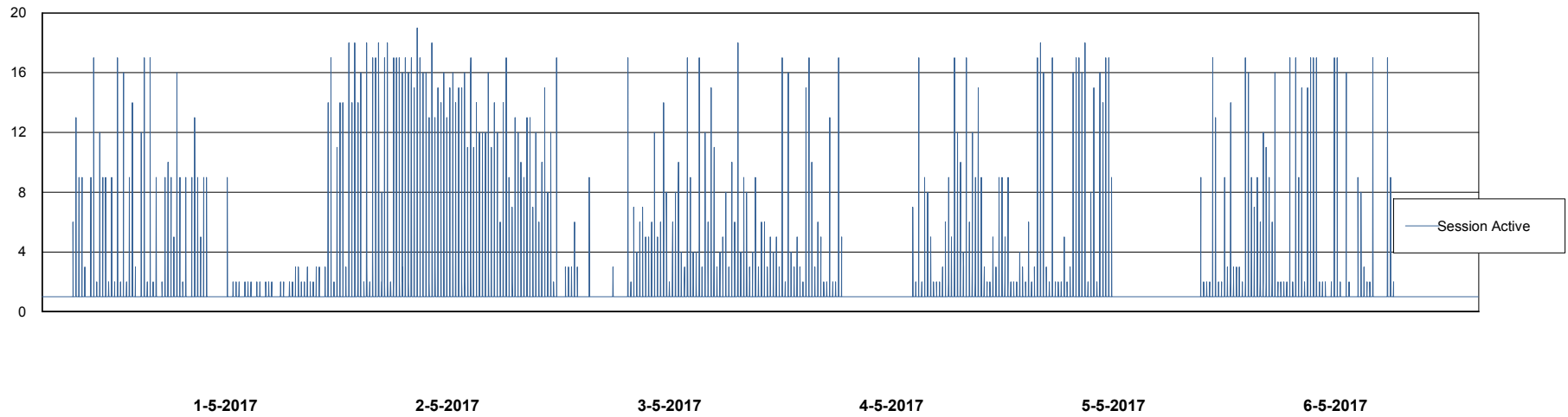
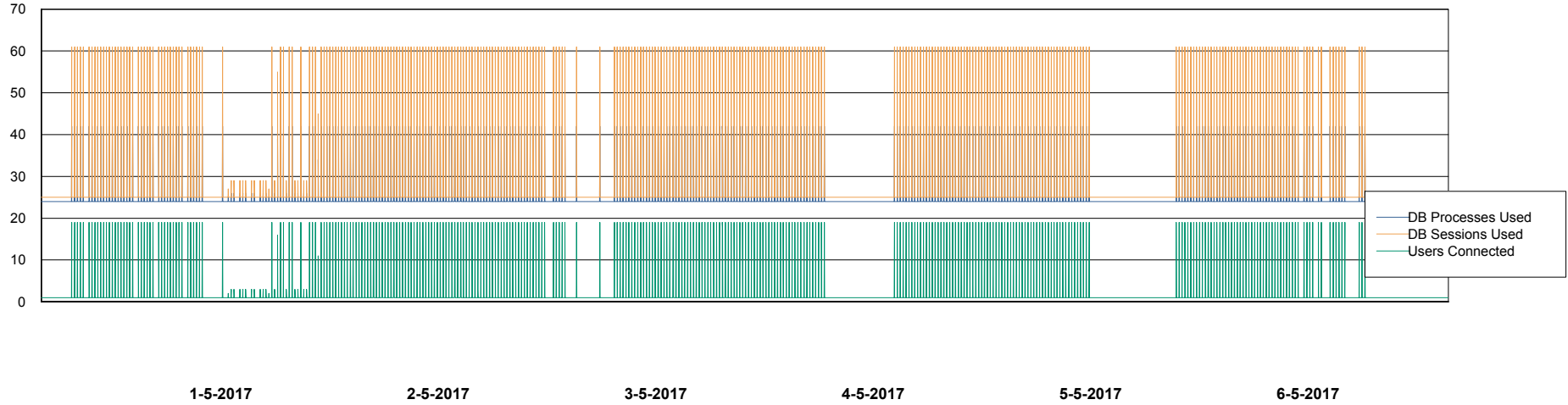
Weekly SLA Customer Report

Customer BCH Production
Database ID 28



Database Performance BCHDB_Standby

DB Processes Max 150
DB Sessions Max 256



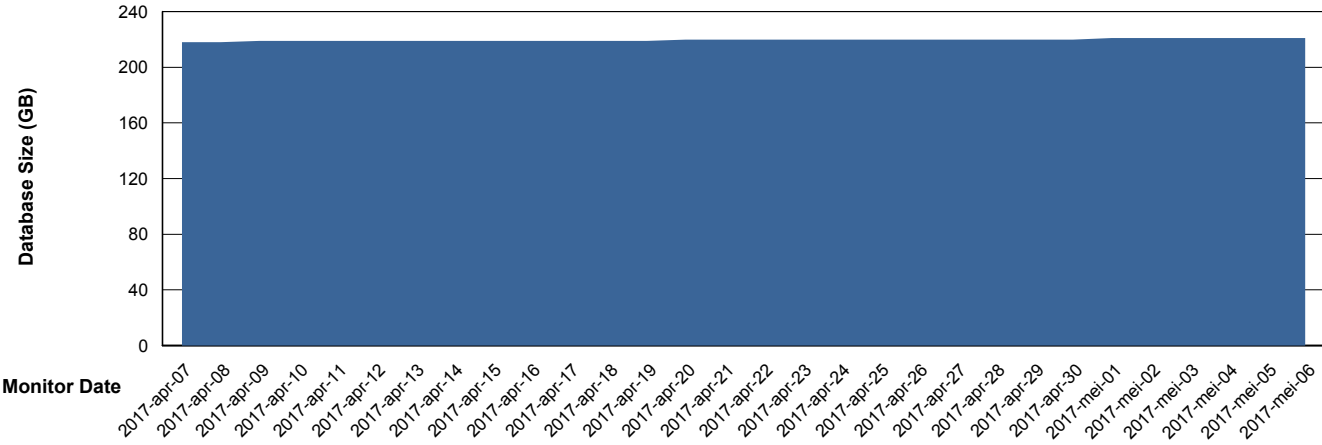
Weekly SLA Customer Report

Customer BCH Production
 Database ID 28



DATABASE SIZE BCHDB_Production

Database growth over last month



Database Tablespace BCHDB_Production

Date	Tablespace Name	Filesize (Gb)	Usedsize (Gb)	Percentage free
6-5-2017	ABSDATA	51	39	24
	INDX	211	179	15
5-5-2017	ABSDATA	51	39	24
	INDX	211	179	15
4-5-2017	ABSDATA	51	39	24
	INDX	211	179	15
3-5-2017	ABSDATA	51	39	24
	INDX	211	179	15
2-5-2017	ABSDATA	51	39	24
	INDX	211	179	15
1-5-2017	ABSDATA	51	39	24
	INDX	211	179	15
30-4-2017	ABSDATA	51	39	24
	INDX	211	178	16

Weekly SLA Customer Report

Customer BCH Production
Database ID 28



Standby Database Health BCH Production

Recovery lag for last 7 days

