

Weekly SLA Customer Report

Customer PCO Production
Database ID 44



Harddisk Usage PCO_PRD_ORACLE1

	Free disk space on c: (%)	Total disk space on c: (Gb)	Free disk space on d: (%)	Total disk space on d: (Gb)
8-4-2017	59	279	18	838
7-4-2017	59	279	19	838
6-4-2017	59	279	18	838
5-4-2017	59	279	22	838
4-4-2017	59	279	26	838
3-4-2017	59	279	29	838
2-4-2017	59	279	30	838

Harddisk Usage PCO_PRD_ORACLE2

	Free disk space on c: (%)	Total disk space on c: (Gb)	Free disk space on d: (%)	Total disk space on d: (Gb)
8-4-2017	74	279	49	838
7-4-2017	75	279	49	838
6-4-2017	75	279	49	838
5-4-2017	75	279	50	838
4-4-2017	75	279	50	838
3-4-2017	75	279	51	838
2-4-2017	75	279	51	838

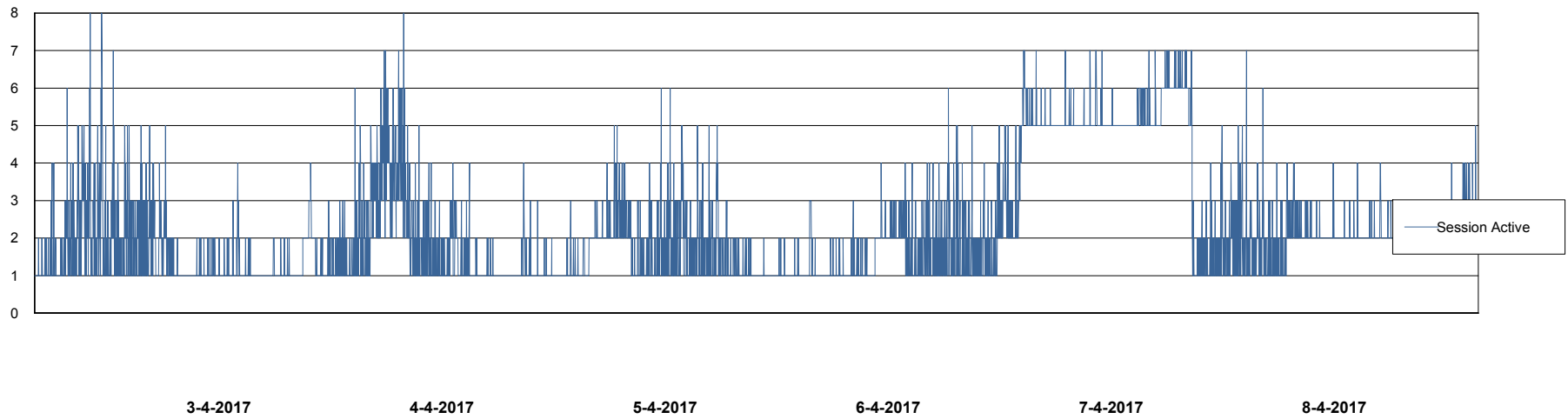
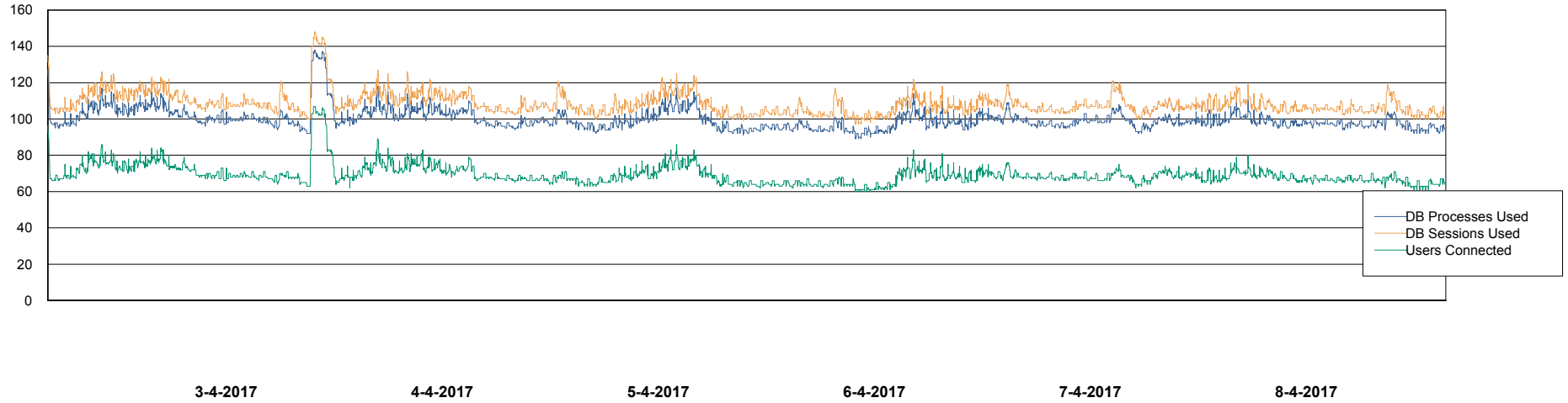
Weekly SLA Customer Report

Customer PCO Production
Database ID 44



Database Performance PCODB_Production

DB Processes Max 300
DB Sessions Max 480



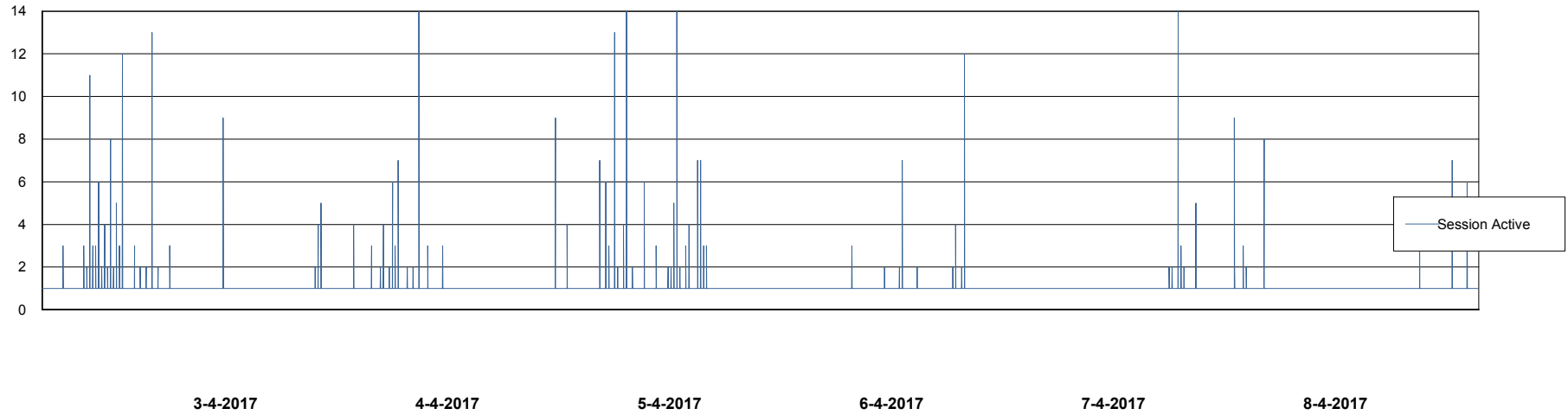
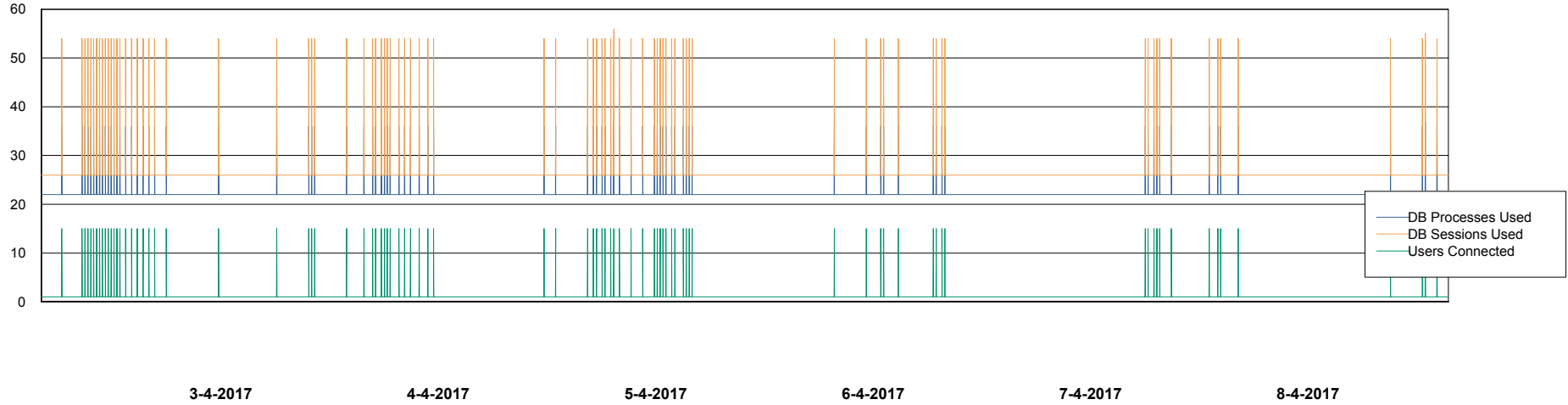
Weekly SLA Customer Report

Customer PCO Production
Database ID 44



Database Performance PCODB_Standby

DB Processes Max 520
DB Sessions Max 804



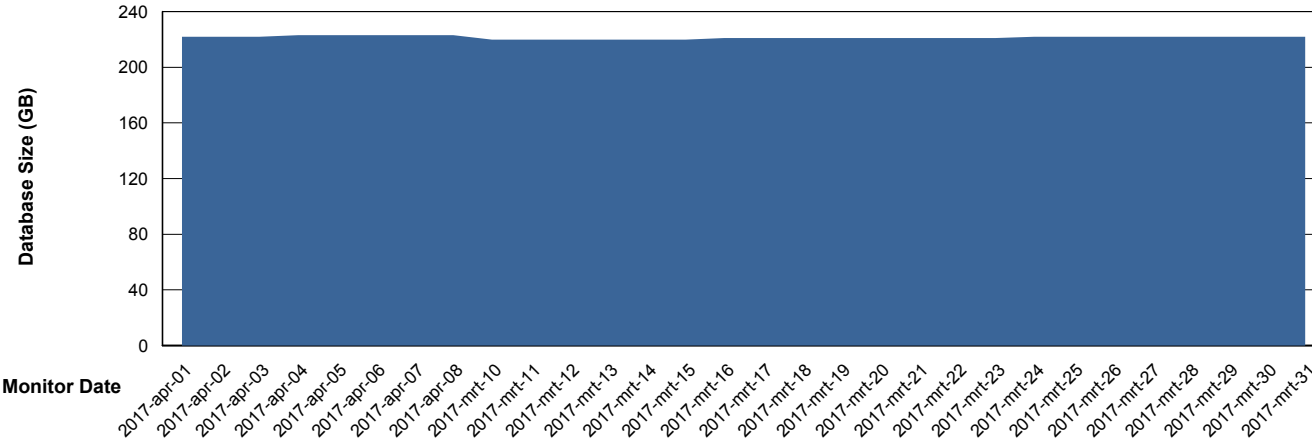
Weekly SLA Customer Report

Customer PCO Production
 Database ID 44



DATABASE SIZE PCODB_Production

Database growth over last month



Database Tablespace PCODB_Production

Date	Tablespace Name	Filesize (Gb)	Usedsize (Gb)	Percentage free
8-4-2017	ABSDATA	95	79	17
	INDX	165	142	14
7-4-2017	ABSDATA	95	79	17
	INDX	165	142	14
6-4-2017	ABSDATA	95	79	17
	INDX	165	142	14
5-4-2017	ABSDATA	95	79	17
	INDX	165	142	14
4-4-2017	ABSDATA	95	79	17
	INDX	165	142	14
3-4-2017	ABSDATA	95	79	17
	INDX	165	142	14
2-4-2017	ABSDATA	95	79	17
	INDX	165	142	14

Weekly SLA Customer Report

Customer PCO Production
Database ID 44



Standby Database Health PCO Production

Recovery lag for last 7 days

