

Weekly SLA Customer Report

Customer LLG_Production
Database ID 53



Harddisk Usage LLG_PRD_BI01

	Free disk space on c: (%)	Total disk space on c: (Gb)
8-4-2017	57	559
7-4-2017	57	559
6-4-2017	57	559
5-4-2017	57	559
4-4-2017	57	559
3-4-2017	57	559
2-4-2017	57	559

Harddisk Usage LLG_PRD_ORA01

	Free disk space on c: (%)	Total disk space on c: (Gb)	Free disk space on d: (%)	Total disk space on d: (Gb)
8-4-2017	87	1,117	48	600
7-4-2017	87	1,117	48	600
6-4-2017	87	1,117	48	600
5-4-2017	87	1,117	48	600
4-4-2017	87	1,117	48	600
3-4-2017	87	1,117	47	600
2-4-2017	87	1,117	48	600

Weekly SLA Customer Report

Customer LLG_Production
Database ID 53



Harddisk Usage LLG_PRD_ORA02

	Free disk space on c: (%)	Total disk space on c: (Gb)	Free disk space on d: (%)	Total disk space on d: (Gb)
8-4-2017	80	279	41	600
7-4-2017	80	279	41	600
6-4-2017	80	279	41	600
5-4-2017	80	279	41	600
4-4-2017	80	279	41	600
3-4-2017	80	279	41	600
2-4-2017	80	279	41	600

Harddisk Usage LLG_PRD_vABS01

	Free disk space on c: (%)	Total disk space on c: (Gb)	Free disk space on d: (%)	Total disk space on d: (Gb)
8-4-2017	18	180	81	150
7-4-2017	18	180	81	150
6-4-2017	18	180	81	150
5-4-2017	18	180	81	150
4-4-2017	18	180	81	150
3-4-2017	18	180	81	150
2-4-2017	18	180	81	150

Weekly SLA Customer Report

Customer LLG_Production
Database ID 53



Harddisk Usage LLG_PRD_vABS02

	Free disk space on c: (%)	Total disk space on c: (Gb)	Free disk space on d: (%)	Total disk space on d: (Gb)
8-4-2017	15	170	77	150
7-4-2017	15	170	77	150
6-4-2017	15	170	77	150
5-4-2017	15	170	77	150
4-4-2017	15	170	77	150
3-4-2017	15	170	77	150
2-4-2017	15	170	77	150

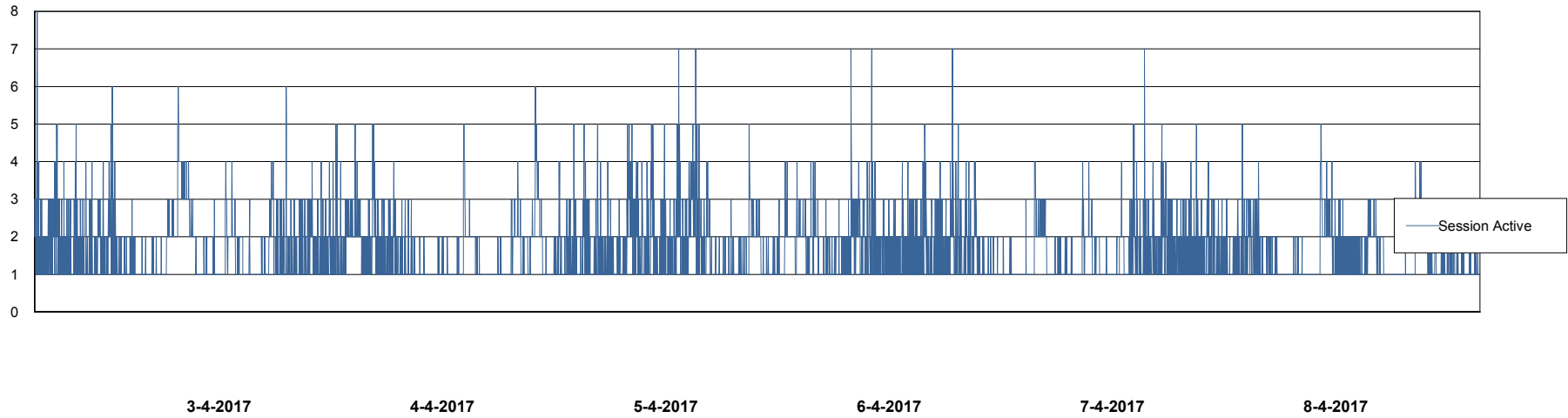
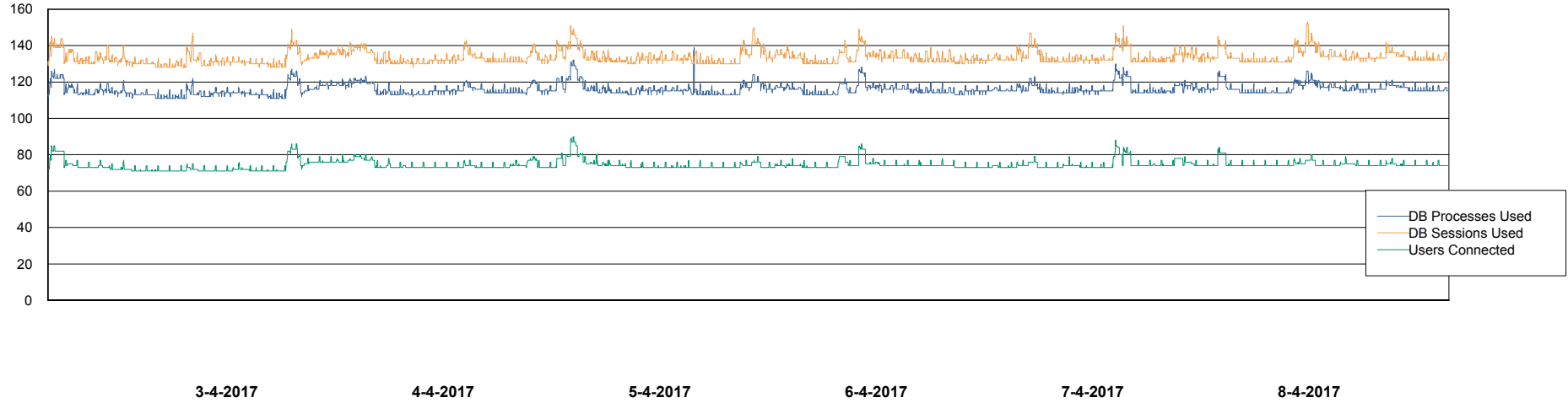
Weekly SLA Customer Report

Customer LLG_Production
Database ID 53



Database Performance LLGDB_Production

DB Processes Max 520
DB Sessions Max 804



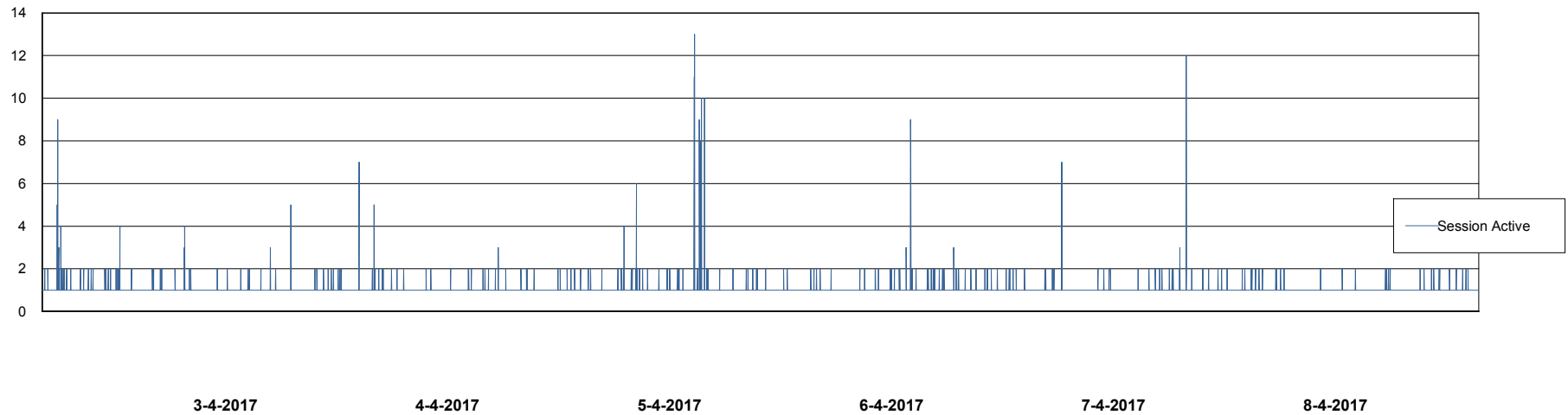
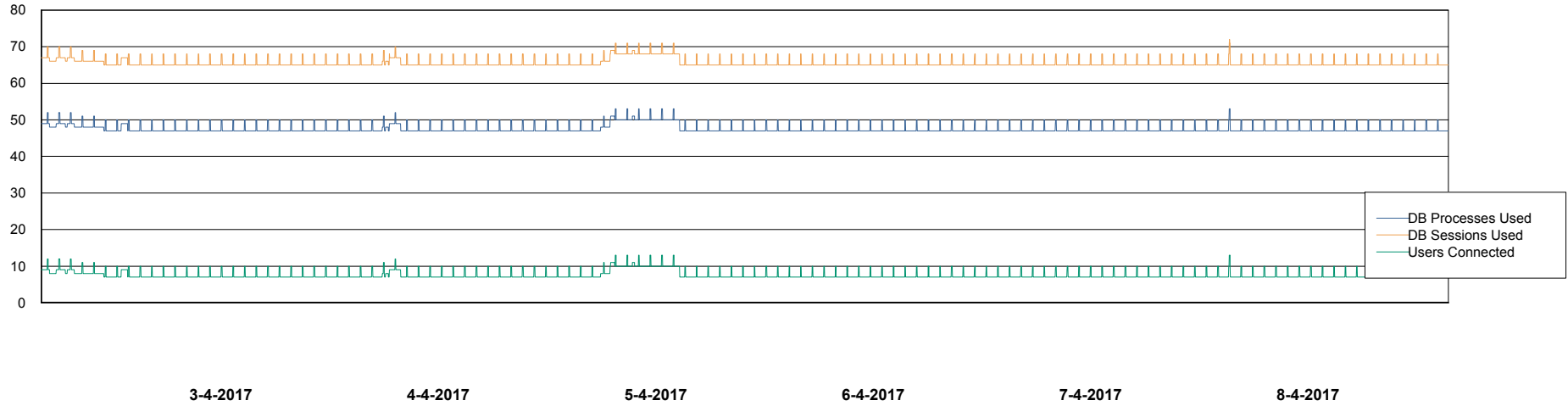
Weekly SLA Customer Report

Customer LLG_Production
Database ID 53



Database Performance LLGDB_Standby

DB Processes Max 520
DB Sessions Max 804



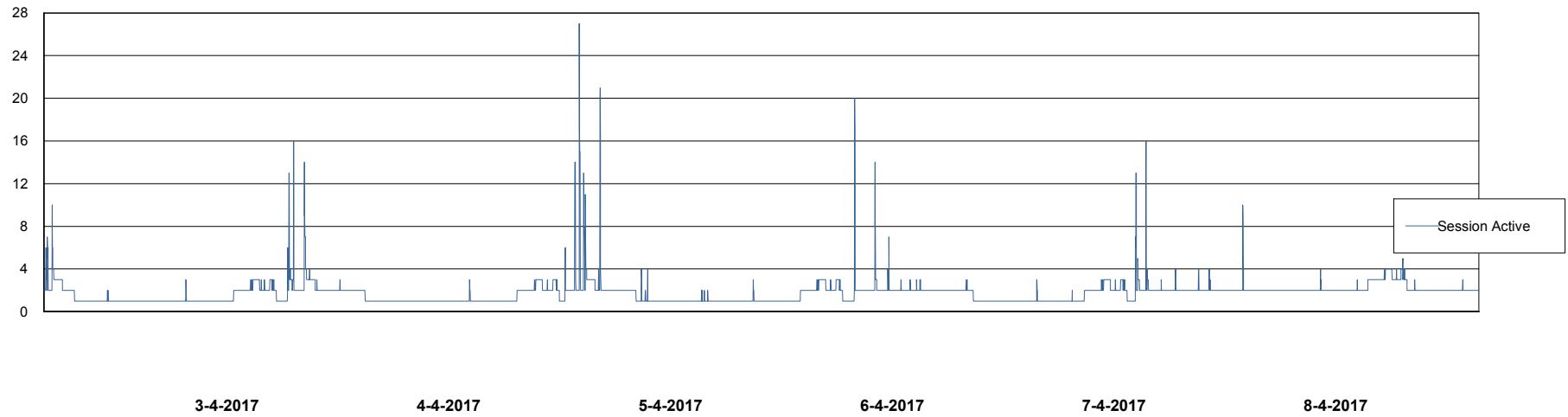
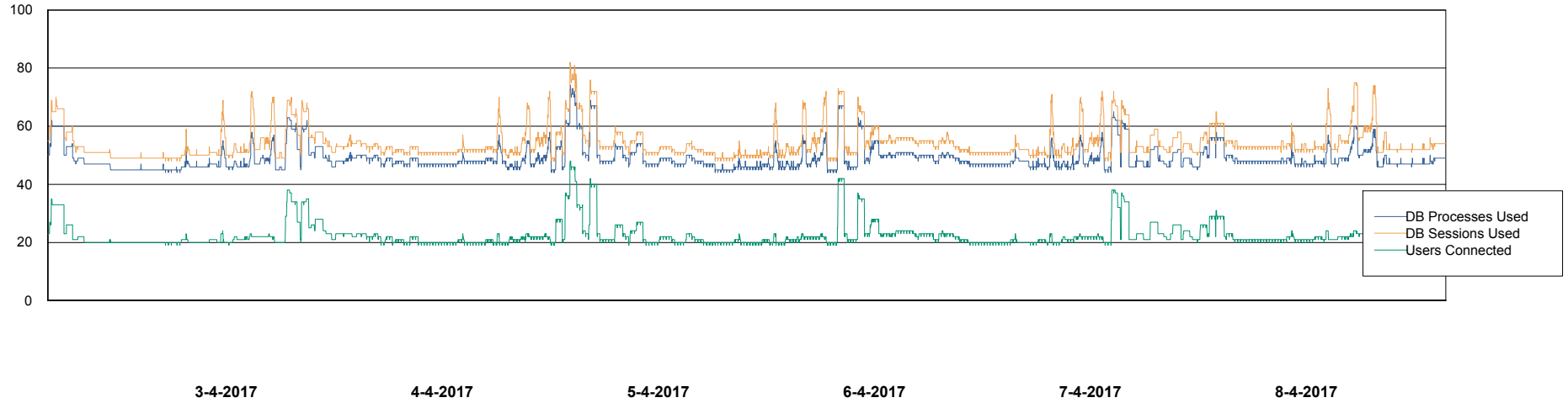
Weekly SLA Customer Report

Customer LLG_Production
Database ID 53



Database Performance LLGDBBI_Production

DB Processes Max 500
DB Sessions Max 780



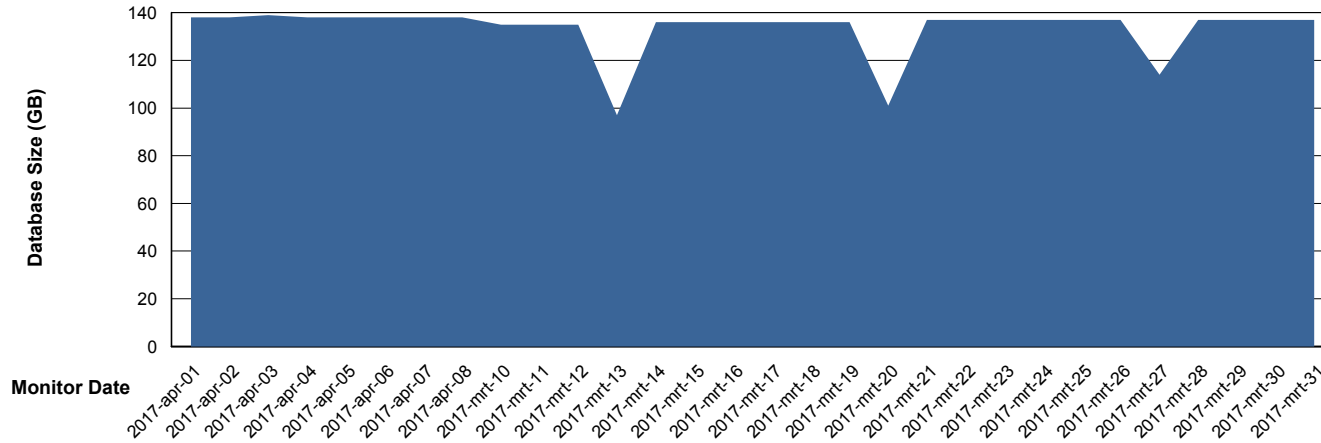
Weekly SLA Customer Report

Customer LLG_Production
Database ID 53



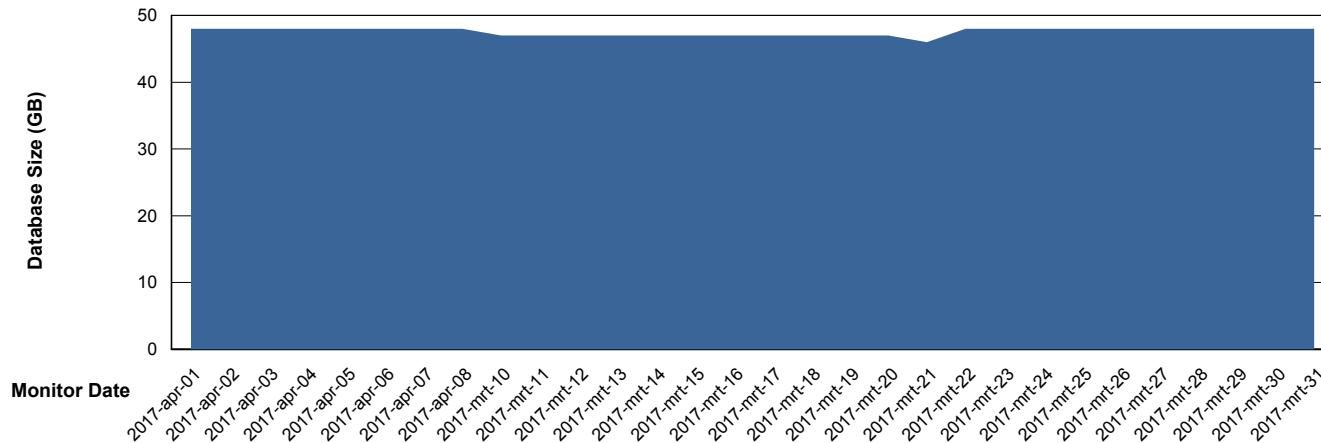
DATABASE SIZE LLGDB_Production

Database growth over last month



DATABASE SIZE LLGDBBI_Production

Database growth over last month



Weekly SLA Customer Report

Customer LLG_Production
 Database ID 53



Database Tablespace		LLGDB_Production		
Date	Tablespace Name	Filesize (Gb)	Usedsize (Gb)	Percentage free
8-4-2017	ABSDATA	75	64	15
	INDX	86	73	15
7-4-2017	ABSDATA	75	64	15
	INDX	86	73	15
6-4-2017	ABSDATA	75	64	15
	INDX	86	73	15
5-4-2017	ABSDATA	75	64	15
	INDX	86	73	15
4-4-2017	ABSDATA	75	64	15
	INDX	86	73	15
3-4-2017	ABSDATA	75	64	15
	INDX	86	73	15
2-4-2017	ABSDATA	75	63	16
	INDX	86	72	16

Weekly SLA Customer Report

Customer LLG_Production
 Database ID 53



Database Tablespace		LLGDBBI_Production		
Date	Tablespace Name	Filesize (Gb)	Usedsize (Gb)	Percentage free
8-4-2017	ABSDATA	27	23	15
	INDX	25	22	12
7-4-2017	ABSDATA	27	23	15
	INDX	25	22	12
6-4-2017	ABSDATA	27	23	15
	INDX	25	22	12
5-4-2017	ABSDATA	27	23	15
	INDX	25	22	12
4-4-2017	ABSDATA	27	23	15
	INDX	25	22	12
3-4-2017	ABSDATA	27	23	15
	INDX	25	22	12
2-4-2017	ABSDATA	27	23	15
	INDX	25	22	12

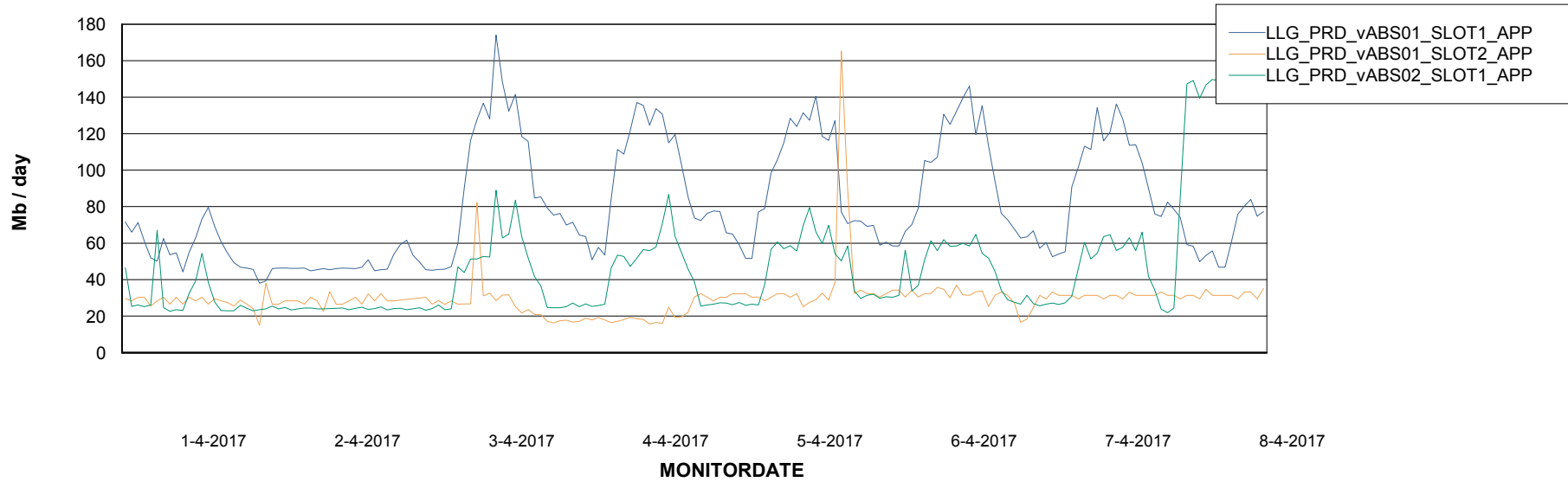
Weekly SLA Customer Report

Customer LLG_Production
Database ID 53

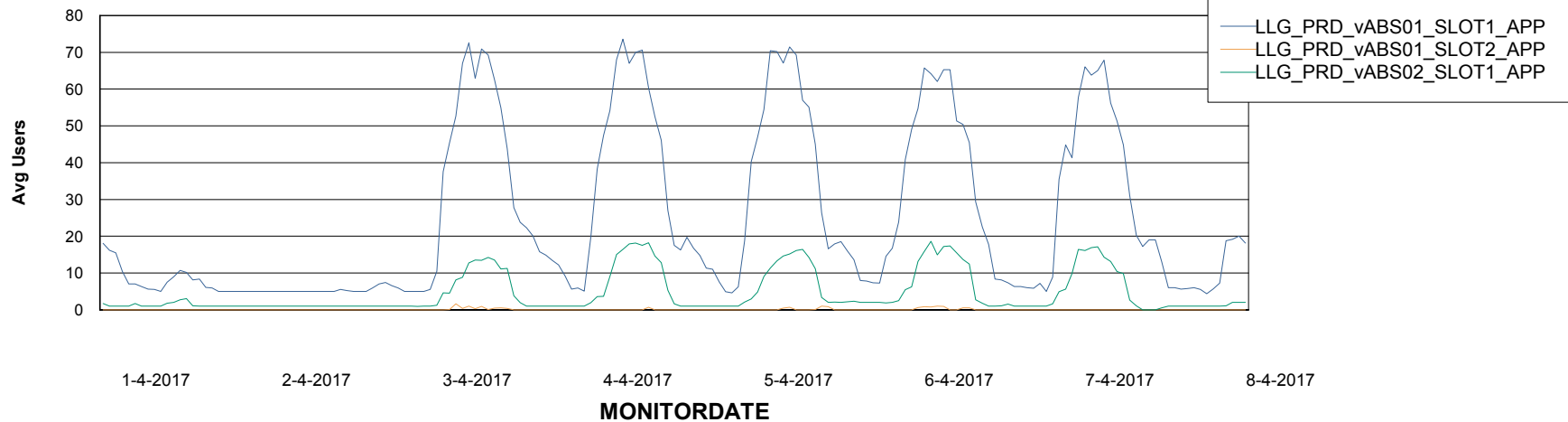


ABSSolute Application Server Services

Avg memory used per ABS Server Service



Avg users per day per ABS server



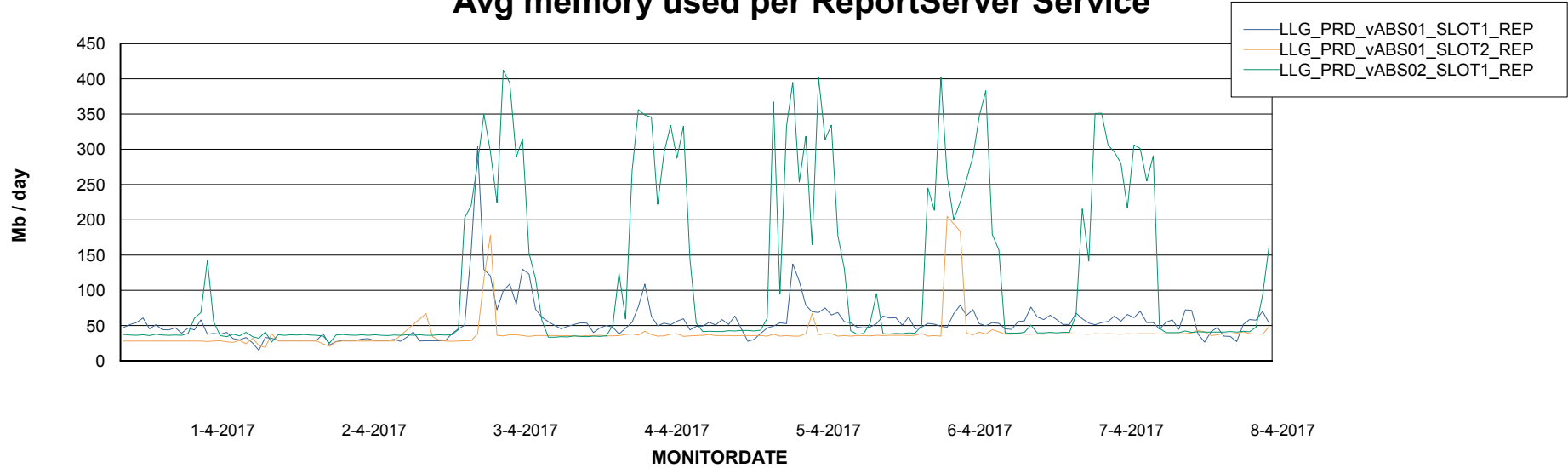
Weekly SLA Customer Report

Customer LLG_Production
Database ID 53



ABSSolute Application ReportServer Services

Avg memory used per ReportServer Service



Disaster per ABS component

