

Weekly SLA Customer Report

Customer PCO Production
Database ID 44



Harddisk Usage PCO_PRD_ORACLE1

	Free disk space on c: (%)	Total disk space on c: (Gb)	Free disk space on d: (%)	Total disk space on d: (Gb)
1-4-2017	59	279	25	838
31-3-2017	59	279	25	838
30-3-2017	59	279	25	838
29-3-2017	59	279	25	838
28-3-2017	59	279	27	838
27-3-2017	59	279	24	838
26-3-2017	59	279	25	838

Harddisk Usage PCO_PRD_ORACLE2

	Free disk space on c: (%)	Total disk space on c: (Gb)	Free disk space on d: (%)	Total disk space on d: (Gb)
1-4-2017	75	279	51	838
31-3-2017	75	279	51	838
30-3-2017	75	279	52	838
29-3-2017	75	279	52	838
28-3-2017	76	279	53	838
27-3-2017	76	279	53	838
26-3-2017	76	279	53	838

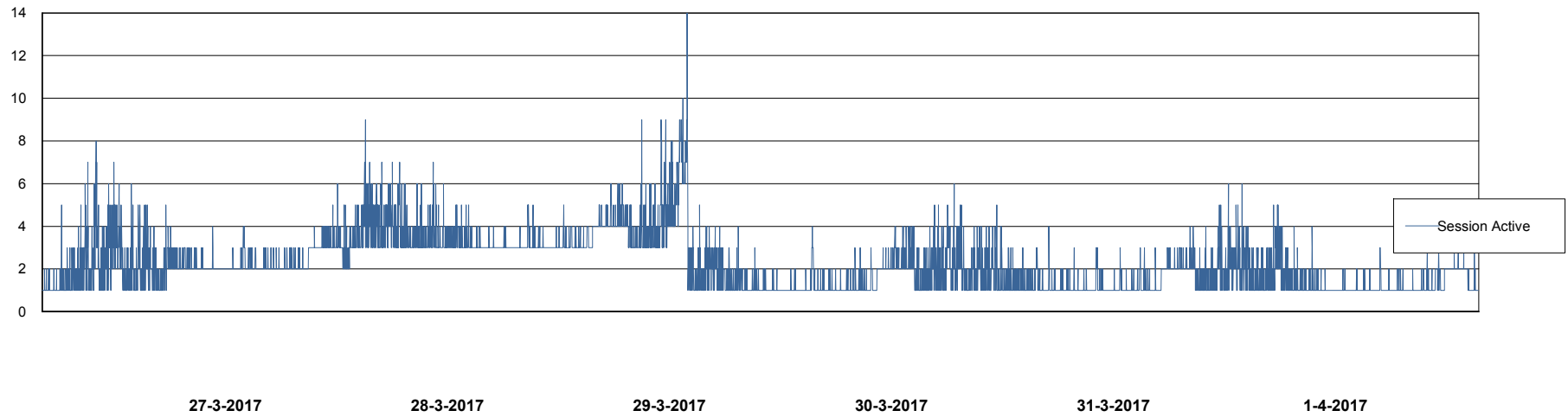
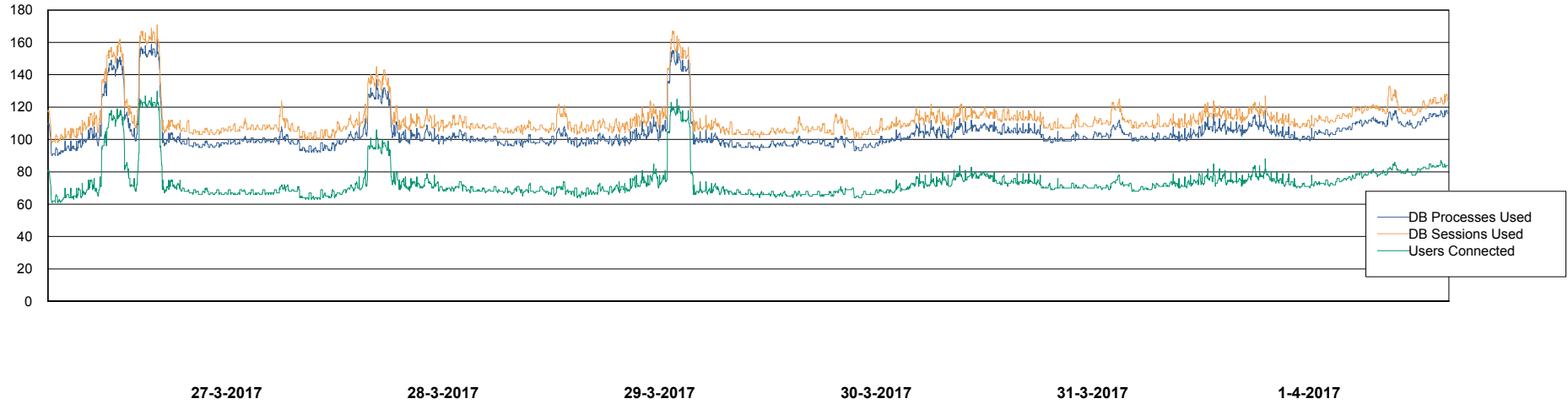
Weekly SLA Customer Report

Customer PCO Production
Database ID 44



Database Performance PCODB_Production

DB Processes Max 300
DB Sessions Max 480



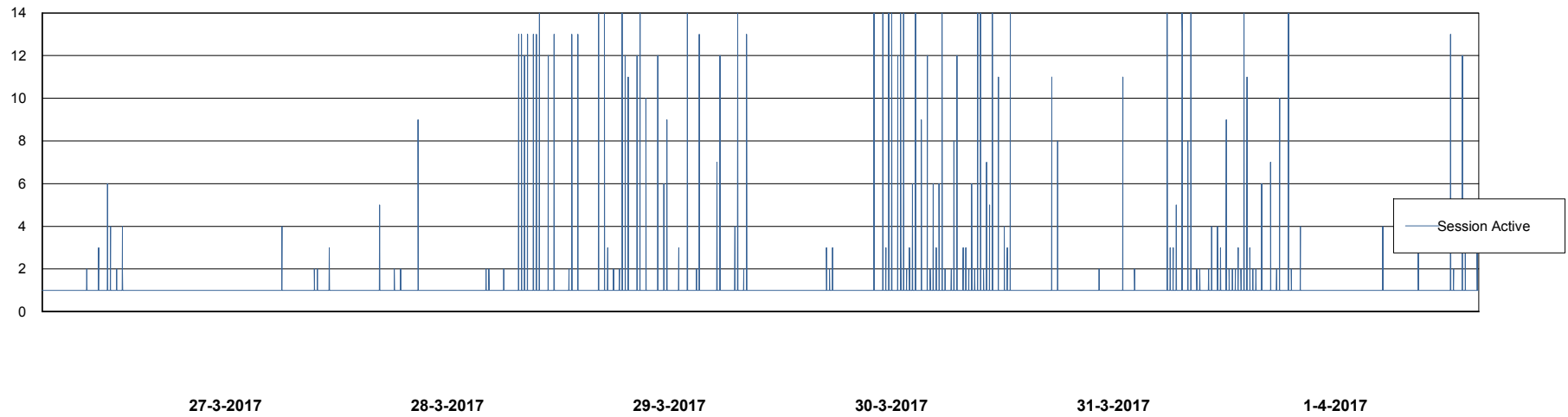
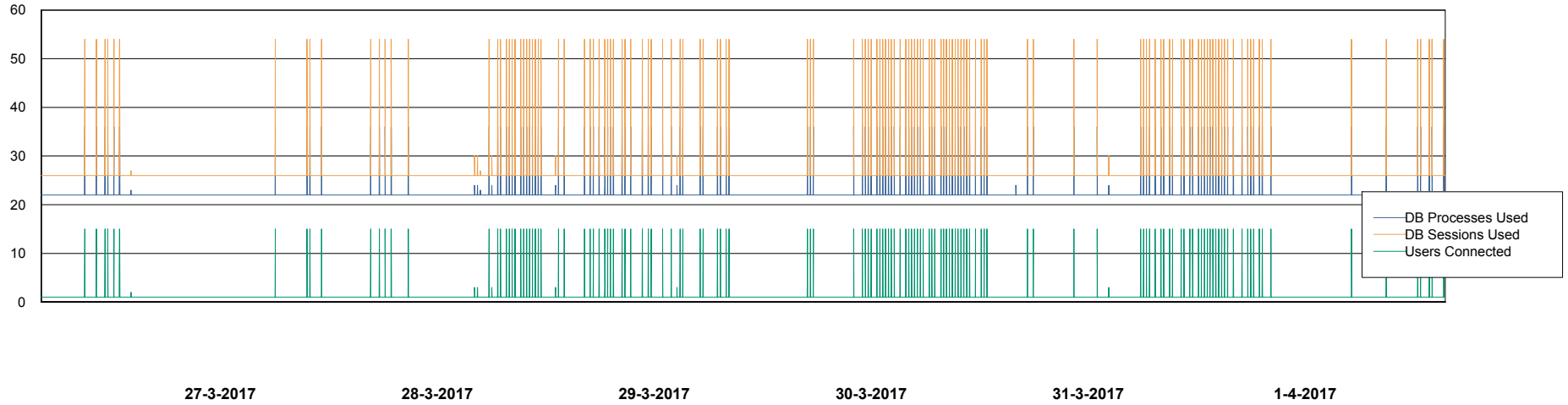
Weekly SLA Customer Report

Customer PCO Production
Database ID 44



Database Performance PCODB_Standby

DB Processes Max 520
DB Sessions Max 804



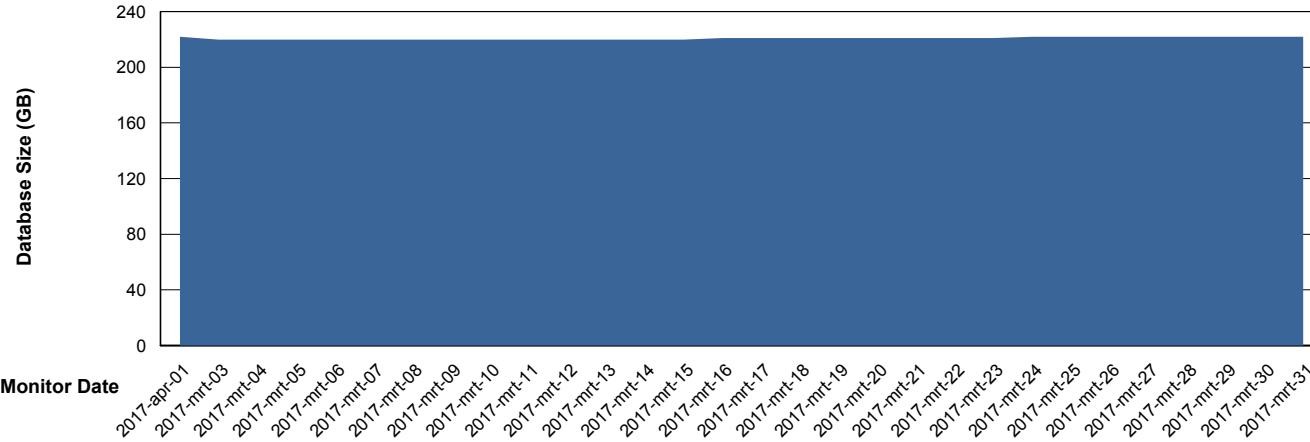
Weekly SLA Customer Report

Customer PCO Production
 Database ID 44



DATABASE SIZE PCODB_Production

Database growth over last month



Database Tablespace PCODB_Production

Date	Tablespace Name	Filesize (Gb)	Usedsize (Gb)	Percentage free
1-4-2017	ABSDATA	95	79	17
	INDX	165	142	14
31-3-2017	ABSDATA	95	79	17
	INDX	165	142	14
30-3-2017	ABSDATA	95	79	17
	INDX	165	141	15
29-3-2017	ABSDATA	95	79	17
	INDX	165	141	15
28-3-2017	ABSDATA	95	79	17
	INDX	165	141	15
27-3-2017	ABSDATA	95	79	17
	INDX	165	141	15
26-3-2017	ABSDATA	95	79	17
	INDX	165	141	15

Weekly SLA Customer Report

Customer PCO Production
Database ID 44



Standby Database Health PCO Production

Recovery lag for last 7 days

