

Weekly SLA Customer Report

Customer DFD Production
Database ID 39



Harddisk Usage DFD_PRD_BI1

	Free disk space on c: (%)	Total disk space on c: (Gb)	Free disk space on e: (%)	Total disk space on e: (Gb)
1-4-2017	34	50	23	130
31-3-2017	34	50	23	130
30-3-2017	34	50	24	130
29-3-2017	34	50	24	130
28-3-2017	34	50	25	130
27-3-2017	34	50	19	112
26-3-2017	34	50	14	100

Harddisk Usage DFD_PRD_ORACLE1

	Free disk space on c: (%)	Total disk space on c: (Gb)	Free disk space on d: (%)	Total disk space on d: (Gb)	Free disk space on e: (%)	Total disk space on e: (Gb)	Free disk space on f: (%)	Total disk space on f: (Gb)
1-4-2017	46	78	74	479	42	400	79	800
31-3-2017	46	78	74	479	42	400	79	800
30-3-2017	46	78	74	479	43	400	79	800
29-3-2017	46	78	74	479	43	400	79	800
28-3-2017	46	78	74	479	43	400	79	800
27-3-2017	46	78	74	479	43	400	79	800
26-3-2017	46	78	74	479	44	400	79	800

Weekly SLA Customer Report

Customer DFD Production
Database ID 39



Harddisk Usage DFD_PRD_ORACLE2

	Free disk space on c: (%)	Total disk space on c: (Gb)	Free disk space on d: (%)	Total disk space on d: (Gb)	Free disk space on e: (%)	Total disk space on e: (Gb)	Free disk space on f: (%)	Total disk space on f: (Gb)
1-4-2017	17	78	71	479	40	800	66	800
31-3-2017	17	78	71	479	40	800	66	800
30-3-2017	17	78	71	479	40	800	66	800
29-3-2017	17	78	71	479	40	800	66	800
28-3-2017	17	78	71	479	40	800	66	800
27-3-2017	17	78	71	479	40	800	66	800
26-3-2017	17	78	71	479	41	800	66	800

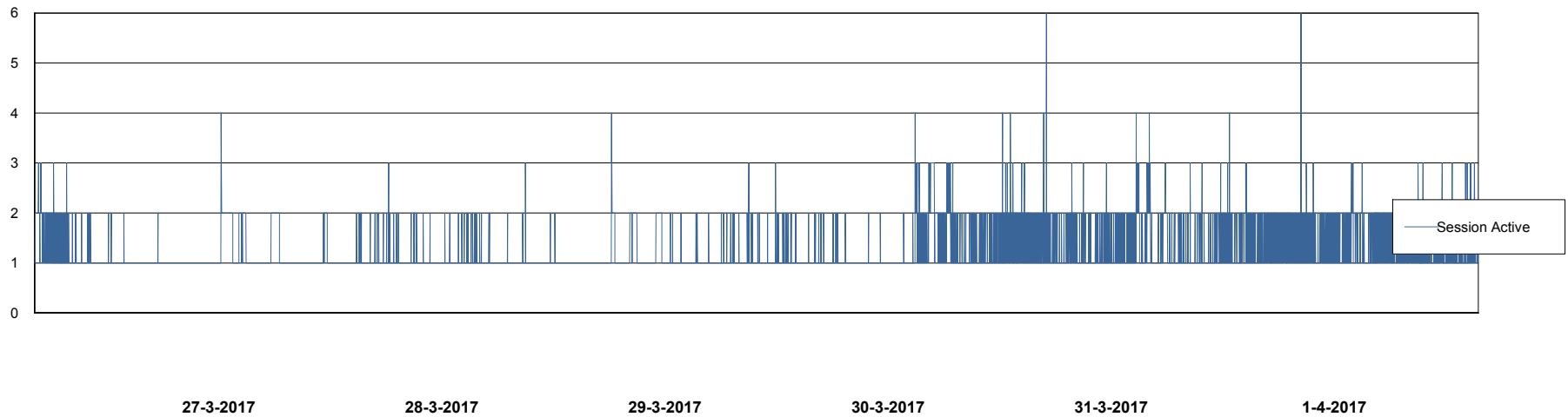
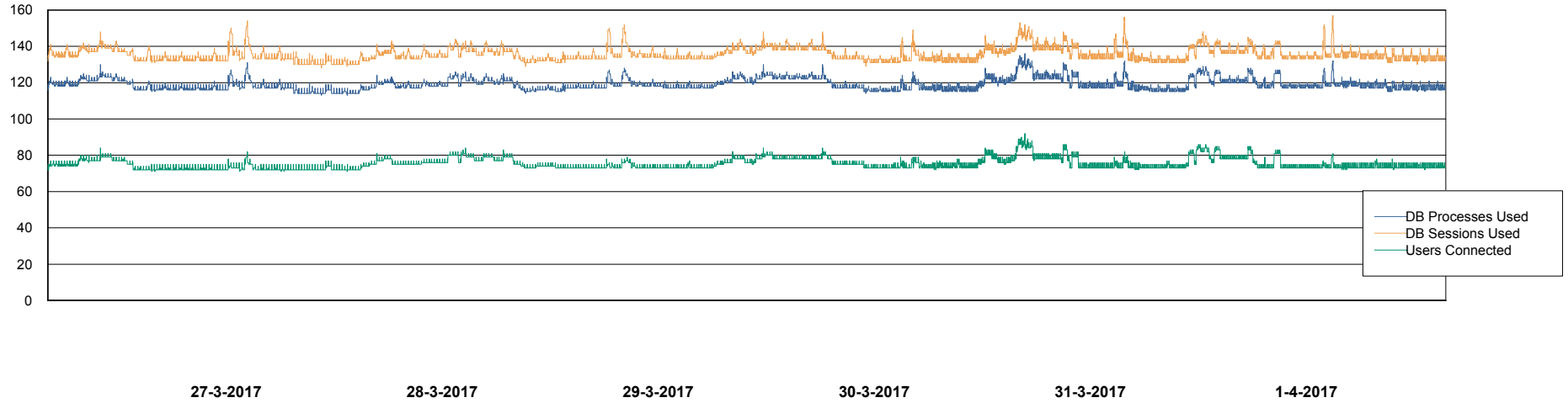
Weekly SLA Customer Report

Customer DFD Production
Database ID 39



Database Performance DFDDDB_Production

DB Processes Max 600
DB Sessions Max 928



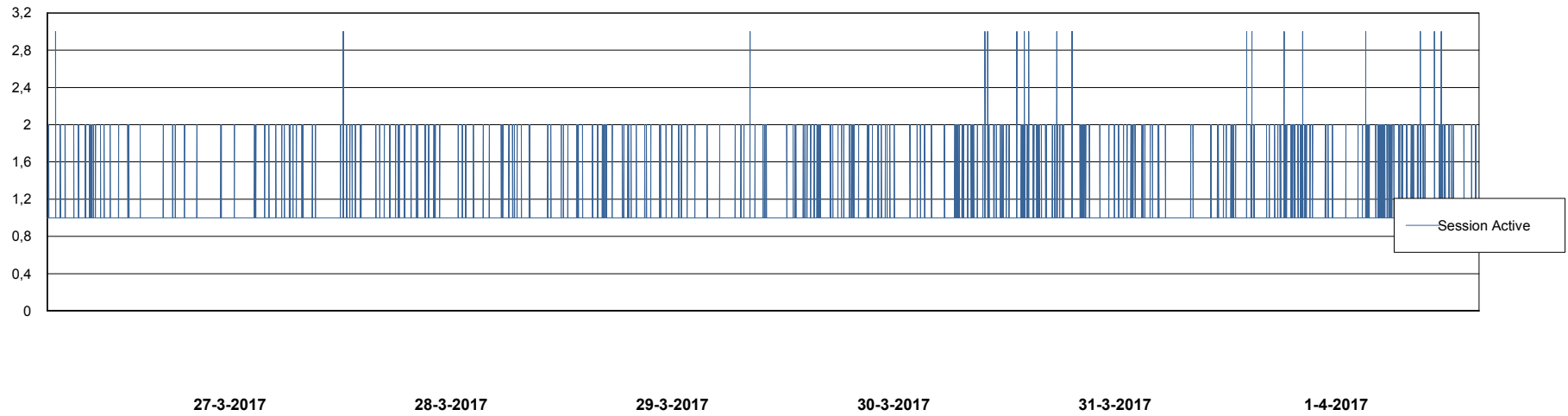
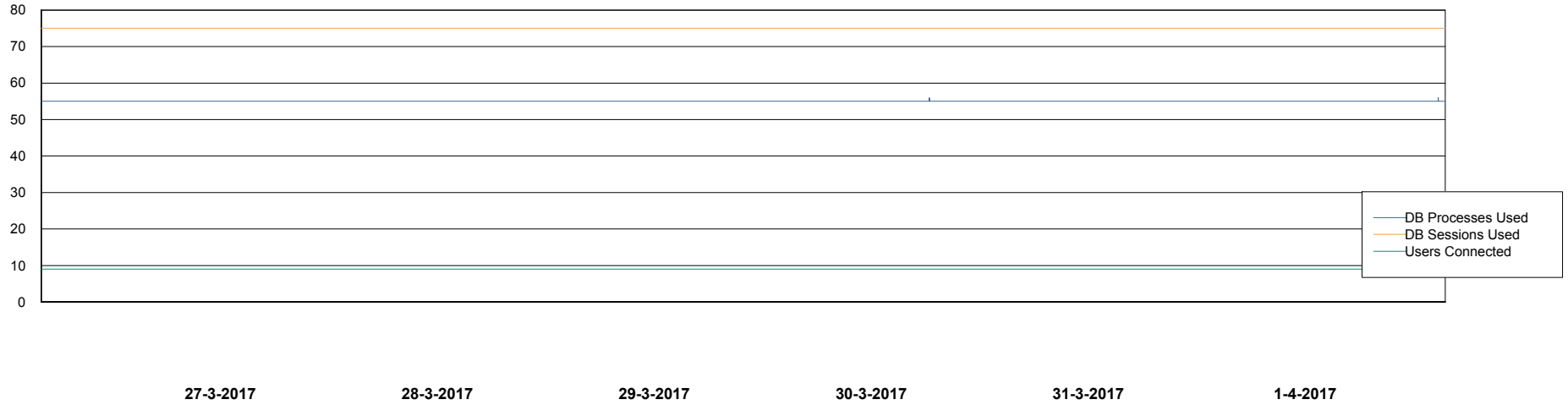
Weekly SLA Customer Report

Customer DFD Production
Database ID 39



Database Performance DFDDB_Standby

DB Processes Max 600
DB Sessions Max 928



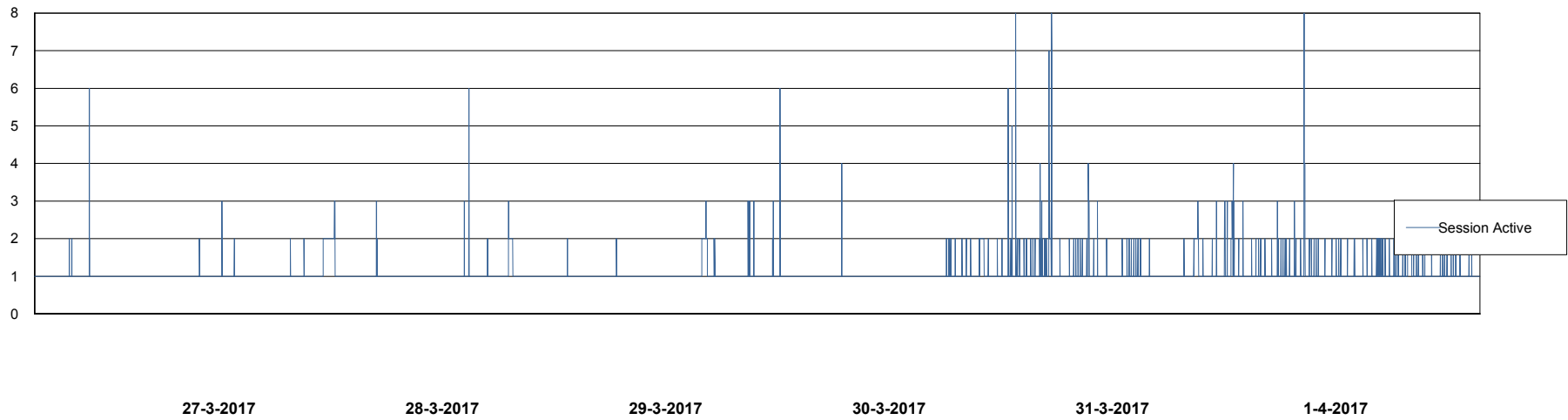
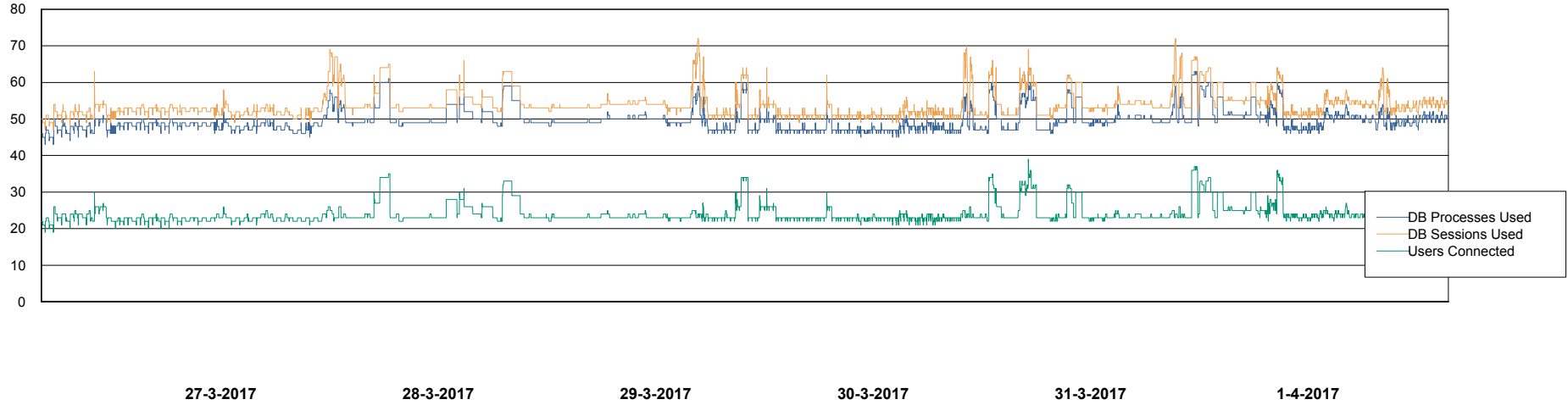
Weekly SLA Customer Report

Customer DFD Production
Database ID 39



Database Performance DFDDDBBI_Production

DB Processes Max 500
DB Sessions Max 772



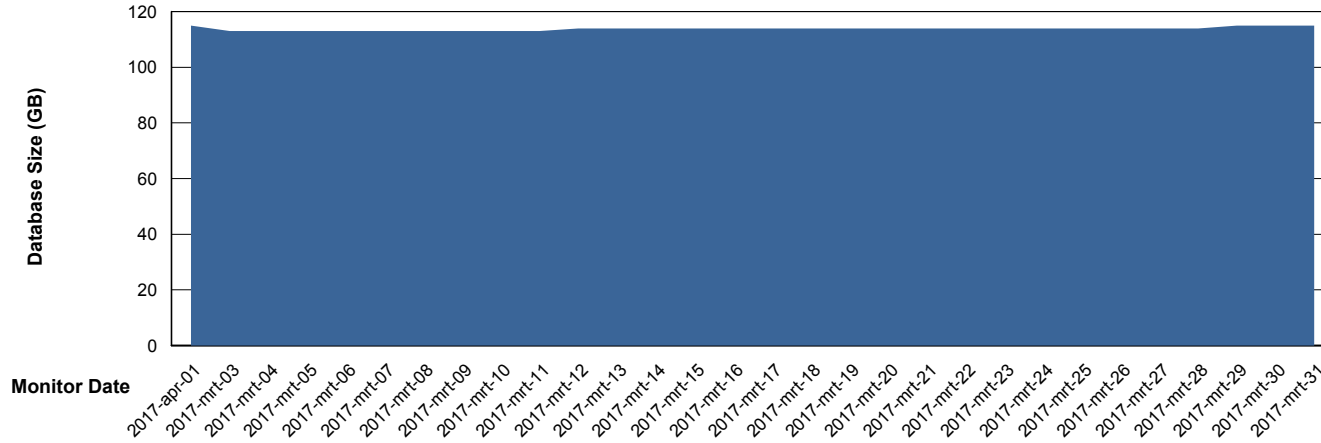
Weekly SLA Customer Report

Customer DFD Production
Database ID 39



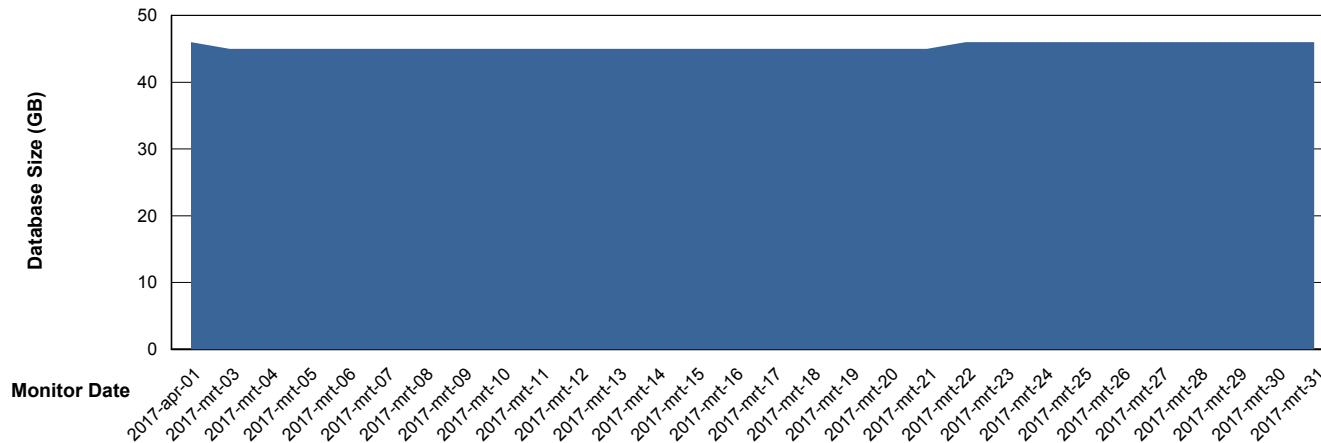
DATABASE SIZE DFDDDB_Production

Database growth over last month



DATABASE SIZE DFDDDBI_Production

Database growth over last month



Weekly SLA Customer Report

Customer DFD Production
 Database ID 39



Database Tablespace		DFDDB_Production		
Date	Tablespace Name	Filesize (Gb)	Usedsize (Gb)	Percentage free
1-4-2017	ABSDATA	44	34	23
	INDX	94	78	17
31-3-2017	ABSDATA	44	34	23
	INDX	94	78	17
30-3-2017	ABSDATA	44	34	23
	INDX	94	78	17
29-3-2017	ABSDATA	44	34	23
	INDX	94	78	17
28-3-2017	ABSDATA	44	34	23
	INDX	94	78	17
27-3-2017	ABSDATA	44	34	23
	INDX	94	78	17
26-3-2017	ABSDATA	44	34	23
	INDX	94	78	17

Weekly SLA Customer Report

Customer DFD Production
 Database ID 39

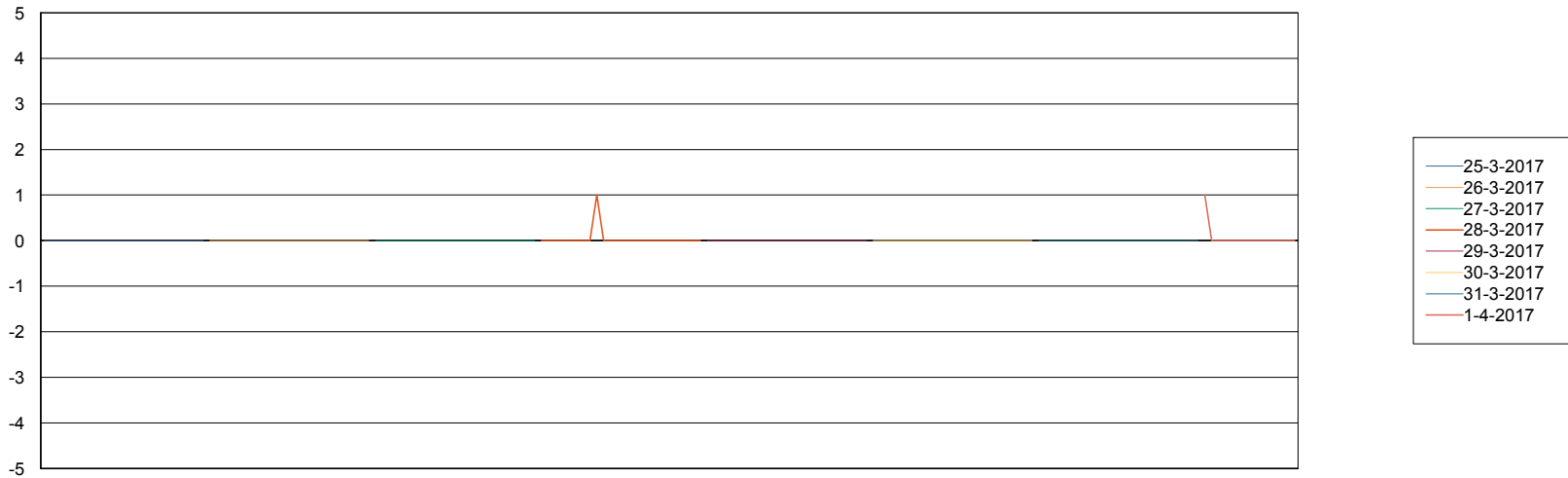


Database Tablespace DFDDDBBI_Production

Date	Tablespace Name	Filesize (Gb)	Usedsize (Gb)	Percentage free
1-4-2017	ABSDATA	29	22	24
	INDX	29	21	28
31-3-2017	ABSDATA	29	22	24
	INDX	29	21	28
30-3-2017	ABSDATA	29	22	24
	INDX	29	21	28
29-3-2017	ABSDATA	29	22	24
	INDX	29	21	28
28-3-2017	ABSDATA	29	22	24
	INDX	29	21	28
27-3-2017	ABSDATA	29	22	24
	INDX	29	21	28
26-3-2017	ABSDATA	25	22	12
	INDX	24	21	13

Standby Database Health DFD Production

Recovery lag for last 7 days



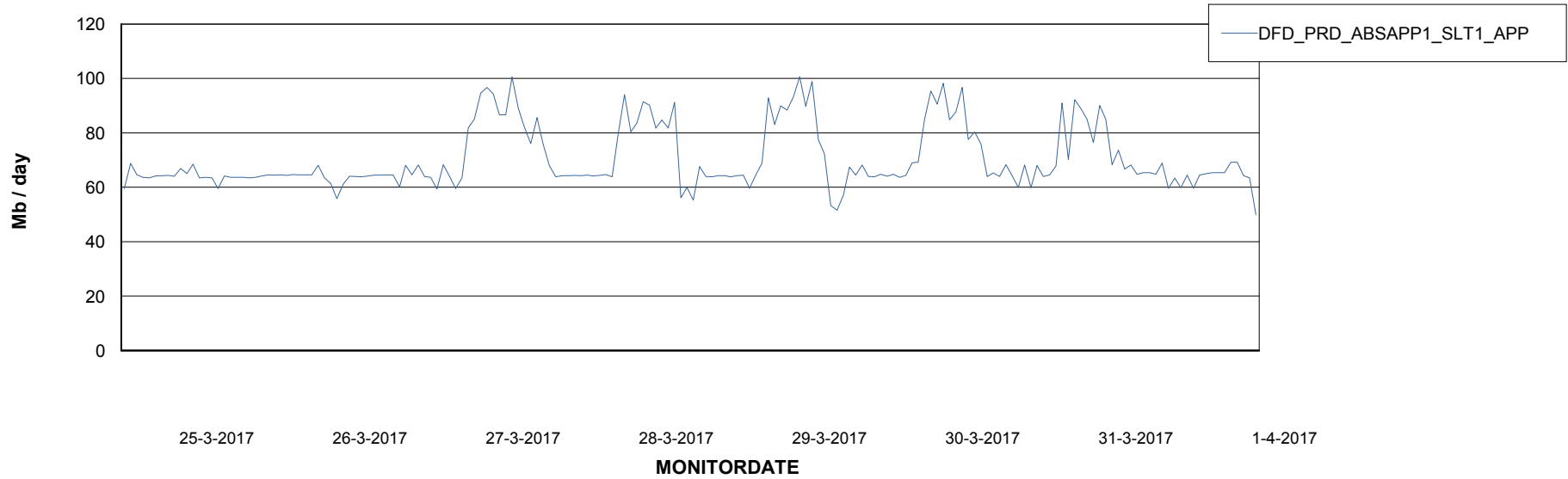
Weekly SLA Customer Report

Customer DFD Production
Database ID 39

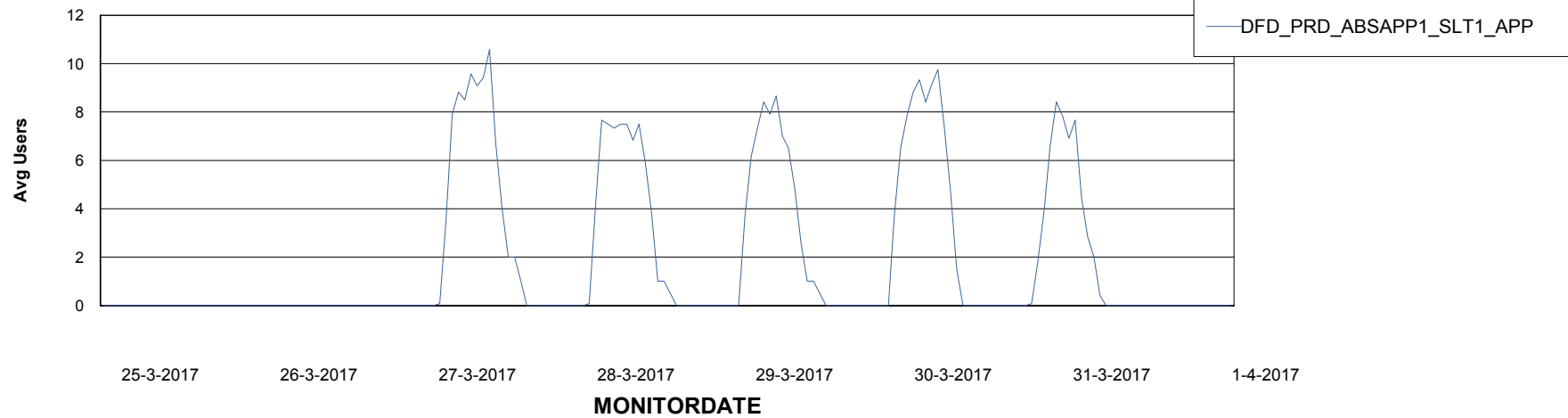


ABSSolute Application Server Services

Avg memory used per ABS Server Service



Avg users per day per ABS server



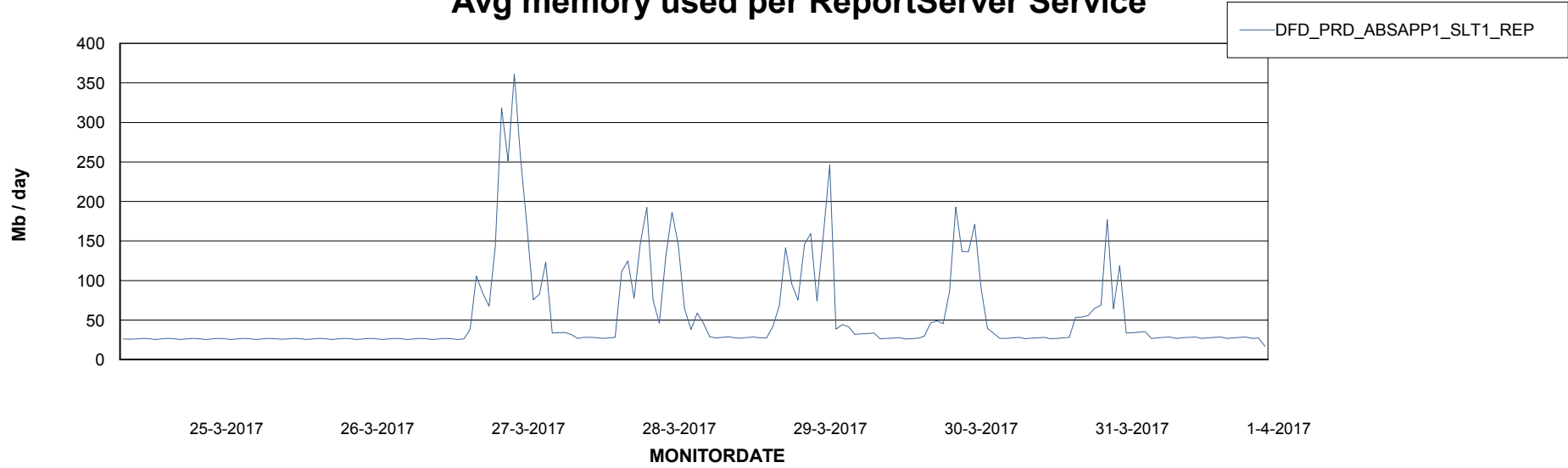
Weekly SLA Customer Report

Customer DFD Production
Database ID 39



ABSSolute Application ReportServer Services

Avg memory used per ReportServer Service



Disaster per ABS component

