

Weekly SLA Customer Report

Customer BCH Production
Database ID 28



Harddisk Usage BCH_PRD_ORCDB1

	Free disk space on c: (%)	Total disk space on c: (Gb)	Free disk space on d: (%)	Total disk space on d: (Gb)
1-4-2017	44	278	17	278
31-3-2017	45	278	17	278
30-3-2017	45	278	18	278
29-3-2017	45	278	18	278
28-3-2017	45	278	18	278
27-3-2017	45	278	18	278
26-3-2017	46	278	17	278

Harddisk Usage BCH_PRD_ORCDB2

	Free disk space on c: (%)	Total disk space on c: (Gb)	Free disk space on d: (%)	Total disk space on d: (Gb)
1-4-2017	47	278	16	278
31-3-2017	47	278	16	278
30-3-2017	47	278	17	278
29-3-2017	47	278	17	278
28-3-2017	48	278	17	278
27-3-2017	48	278	17	278
26-3-2017	48	278	16	278

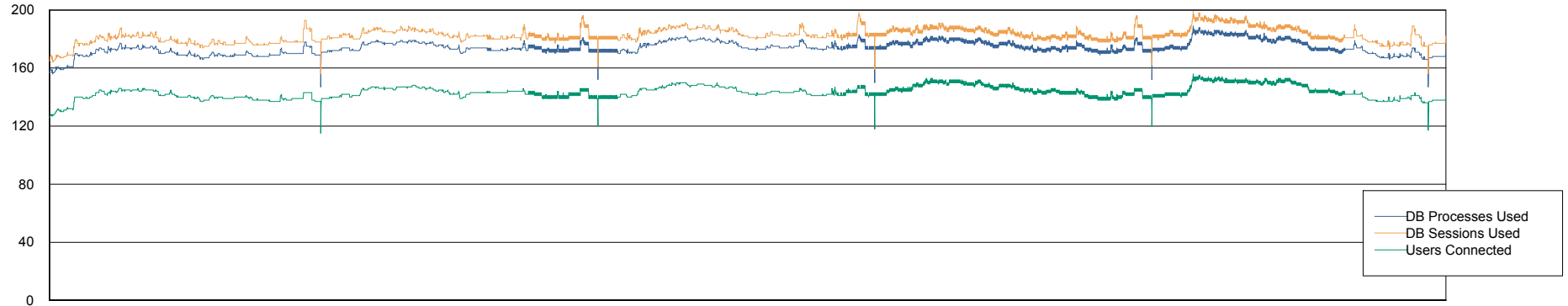
Weekly SLA Customer Report

Customer BCH Production
Database ID 28

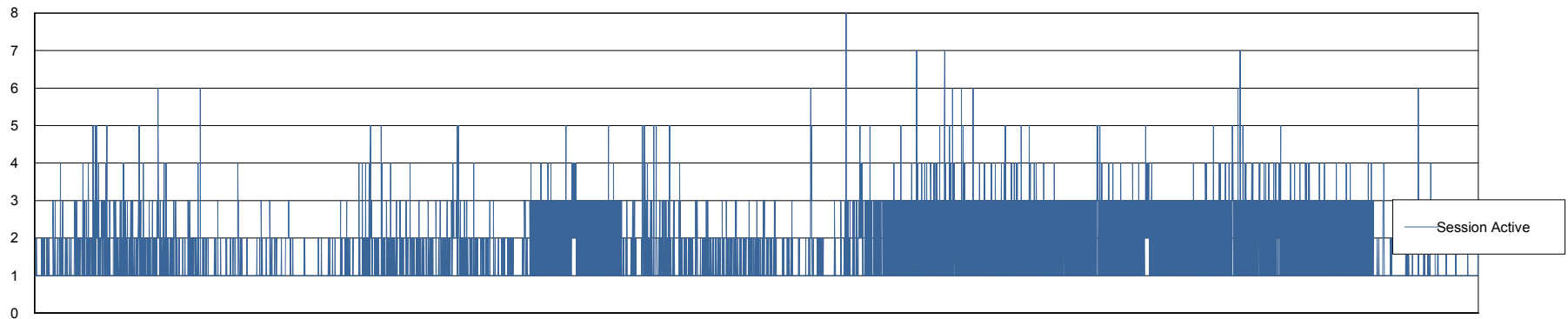


Database Performance BCHDB_Production

DB Processes Max 600
DB Sessions Max 928



27-3-2017 28-3-2017 29-3-2017 30-3-2017 31-3-2017 1-4-2017



27-3-2017 28-3-2017 29-3-2017 30-3-2017 31-3-2017 1-4-2017

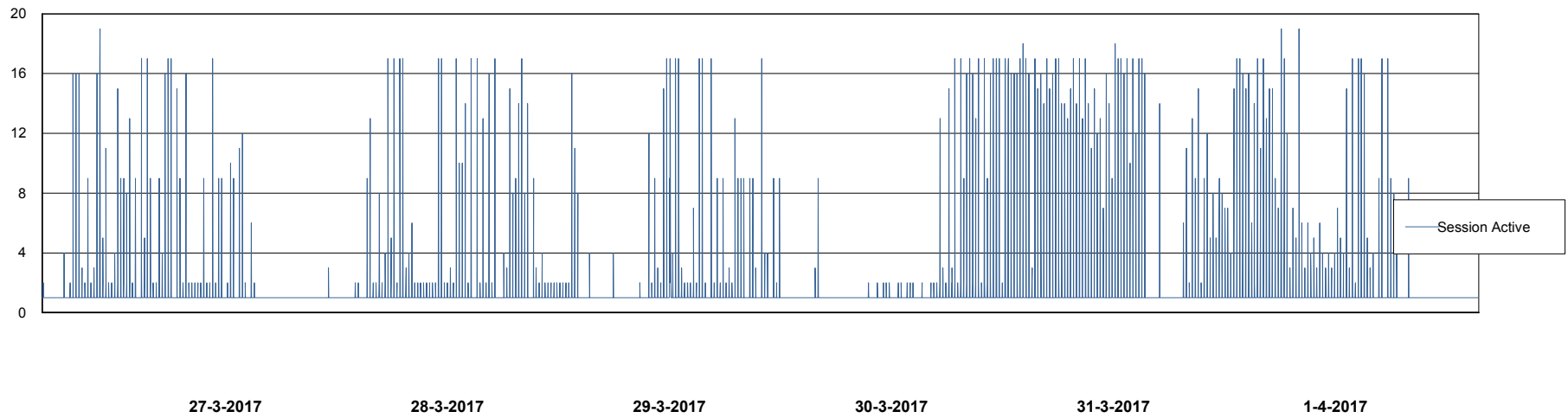
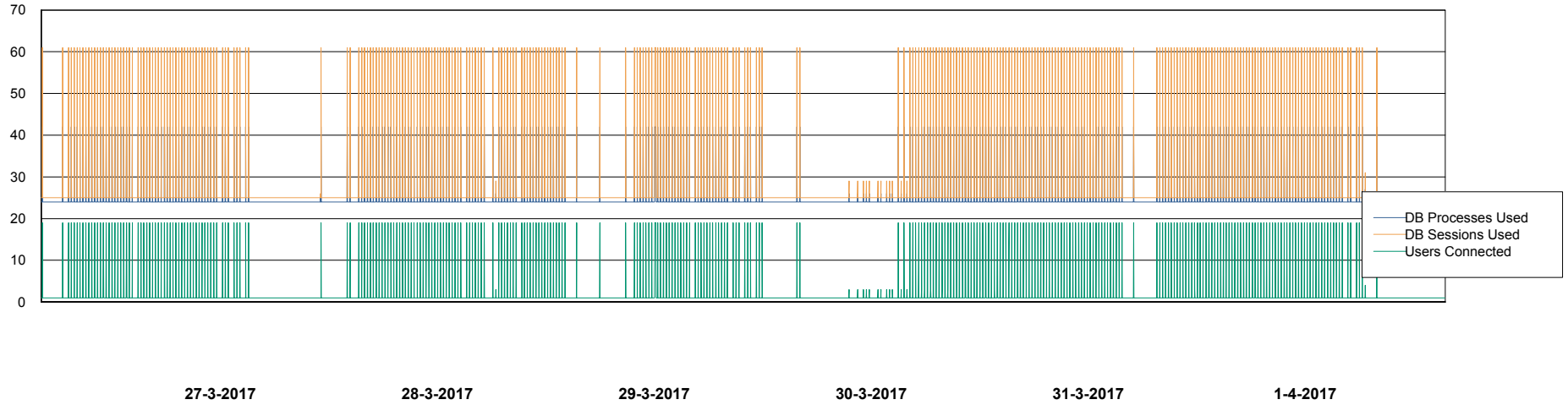
Weekly SLA Customer Report

Customer BCH Production
Database ID 28



Database Performance BCHDB_Standby

DB Processes Max 150
DB Sessions Max 256



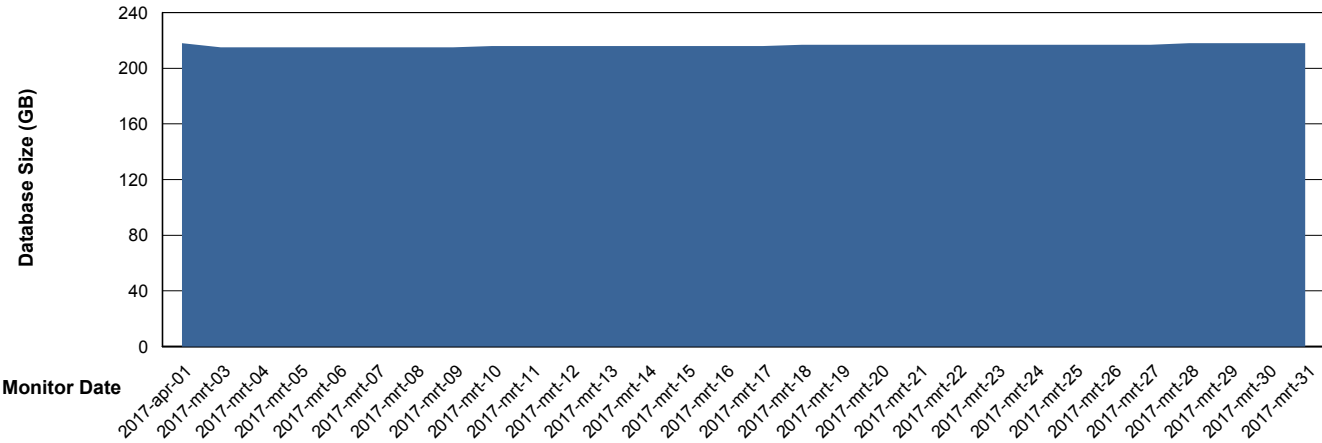
Weekly SLA Customer Report

Customer BCH Production
 Database ID 28



DATABASE SIZE BCHDB_Production

Database growth over last month



Database Tablespace BCHDB_Production

Date	Tablespace Name	Filesize (Gb)	Usedsize (Gb)	Percentage free
1-4-2017	ABSDATA	45	39	13
	INDX	207	176	15
31-3-2017	ABSDATA	45	38	16
	INDX	207	176	15
30-3-2017	ABSDATA	45	38	16
	INDX	207	176	15
29-3-2017	ABSDATA	45	38	16
	INDX	207	176	15
28-3-2017	ABSDATA	45	38	16
	INDX	207	176	15
27-3-2017	ABSDATA	45	38	16
	INDX	207	176	15
26-3-2017	ABSDATA	45	38	16
	INDX	207	176	15

Weekly SLA Customer Report

Customer BCH Production
Database ID 28



Standby Database Health BCH Production

Recovery lag for last 7 days

