

# Weekly SLA Customer Report

Customer PCO Production  
Database ID 44



## Harddisk Usage PCO\_PRD\_ORACLE1

	Free disk space on c: (%)	Total disk space on c: (Gb)	Free disk space on d: (%)	Total disk space on d: (Gb)
25-3-2017	59	279	24	838
24-3-2017	59	279	26	838
23-3-2017	59	279	28	838
22-3-2017	59	279	29	838
21-3-2017	59	279	34	838
20-3-2017	59	279	35	838
19-3-2017	59	279	36	838

## Harddisk Usage PCO\_PRD\_ORACLE2

	Free disk space on c: (%)	Total disk space on c: (Gb)	Free disk space on d: (%)	Total disk space on d: (Gb)
25-3-2017	76	279	54	838
24-3-2017	76	279	54	838
23-3-2017	76	279	55	838
22-3-2017	76	279	55	838
21-3-2017	76	279	55	838
20-3-2017	76	279	56	838
19-3-2017	77	279	56	838

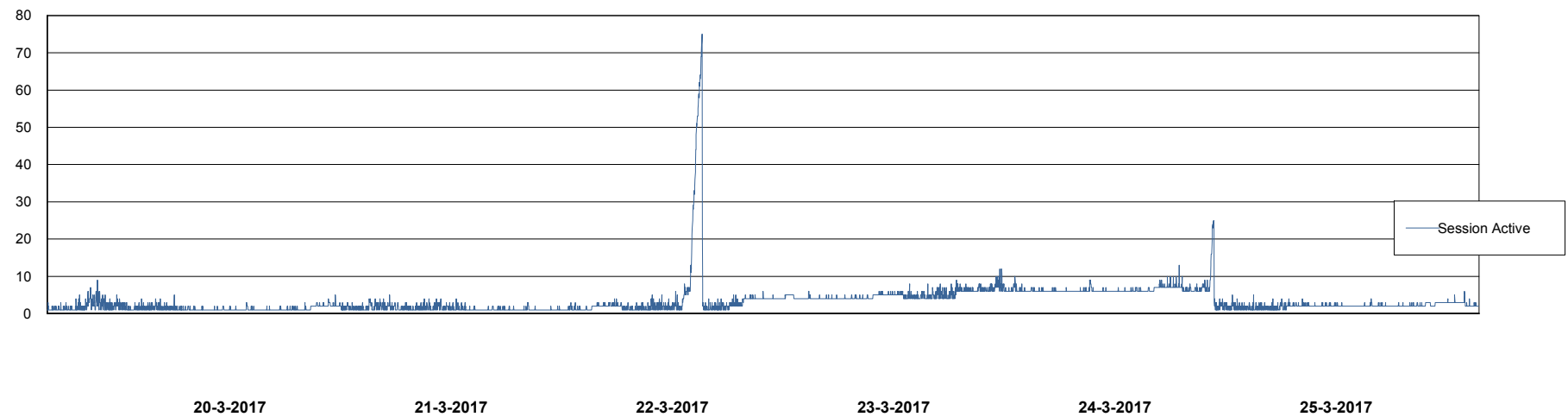
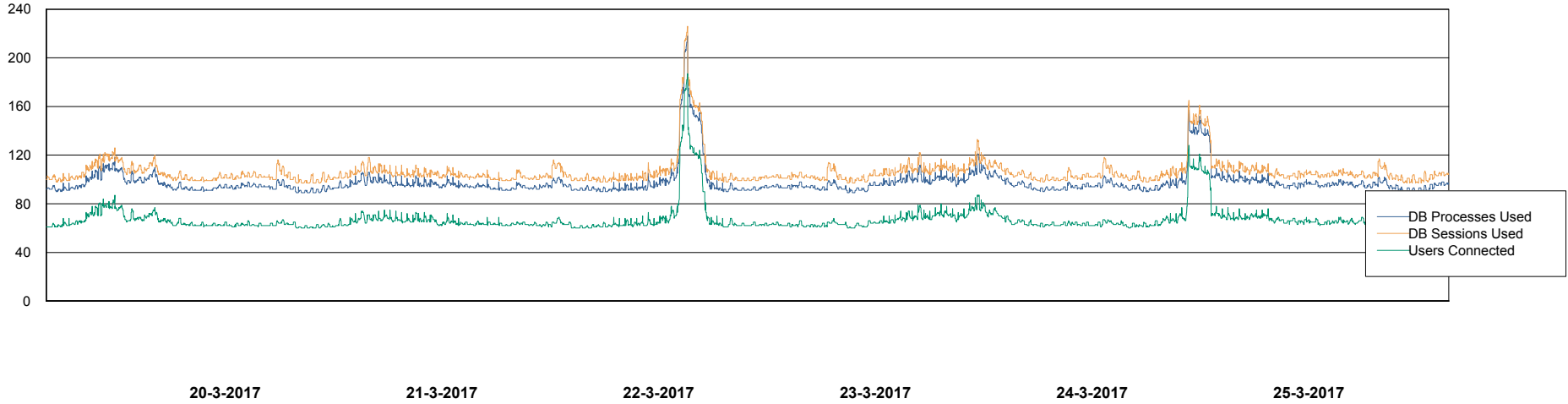
# Weekly SLA Customer Report

Customer PCO Production  
Database ID 44



Database Performance PCODB\_Production

DB Processes Max 300  
DB Sessions Max 480



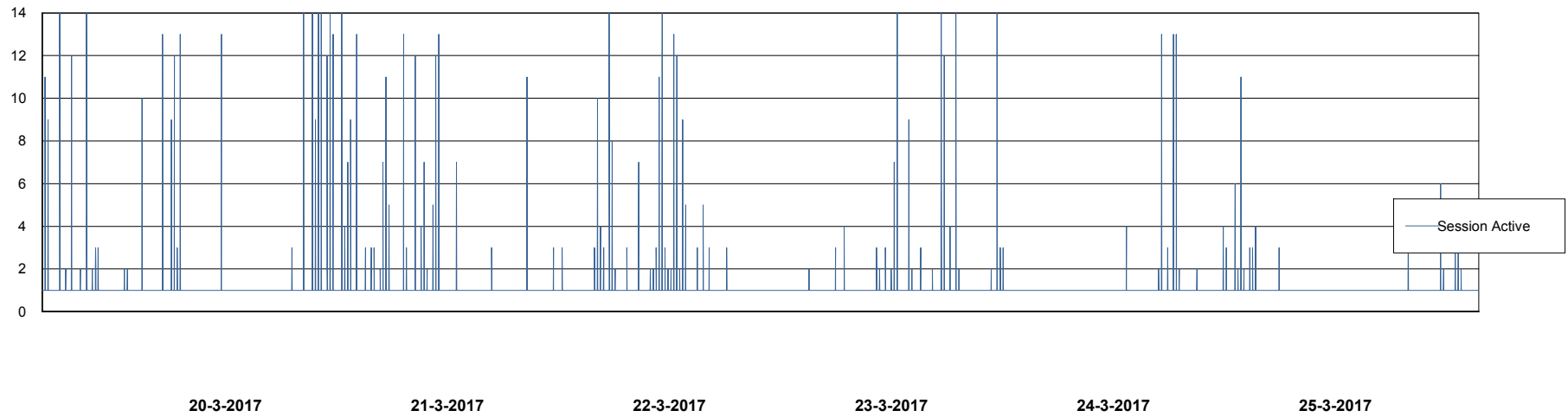
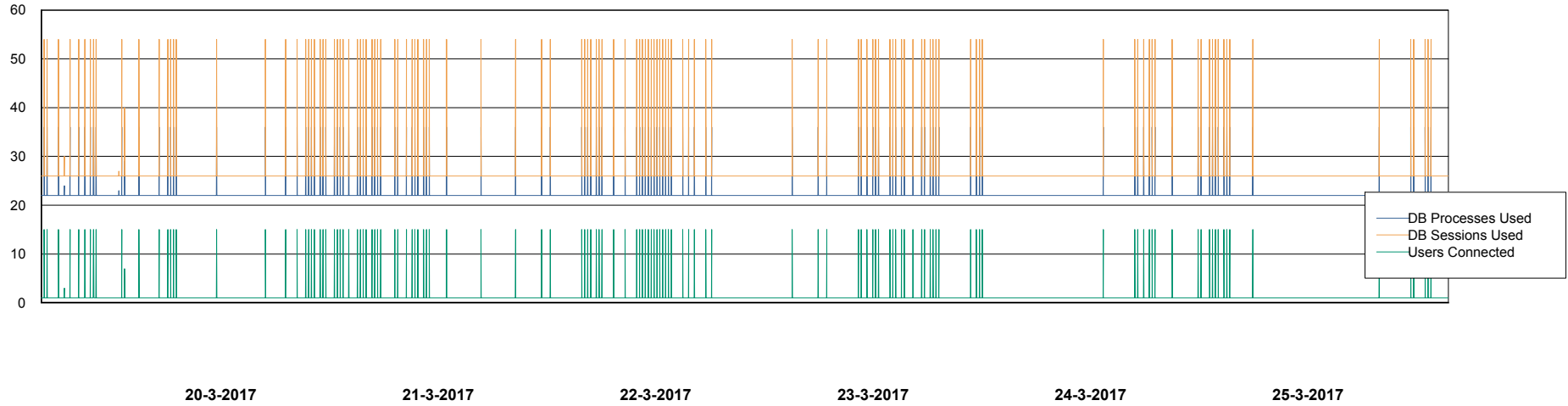
# Weekly SLA Customer Report

Customer PCO Production  
Database ID 44



## Database Performance PCODB\_Standby

DB Processes Max 520  
DB Sessions Max 804



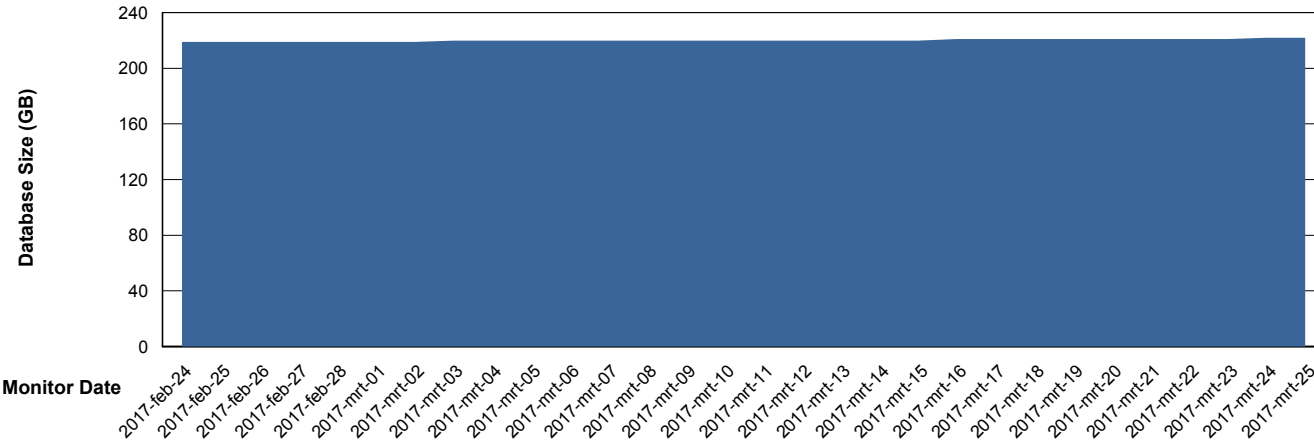
# Weekly SLA Customer Report

Customer PCO Production  
 Database ID 44



DATABASE SIZE PCODB\_Production

## Database growth over last month



Database Tablespace PCODB\_Production

Date	Tablespace Name	Filesize (Gb)	Usedsize (Gb)	Percentage free
25-3-2017	ABSDATA	95	79	17
	INDX	165	141	15
24-3-2017	ABSDATA	95	79	17
	INDX	165	141	15
23-3-2017	ABSDATA	95	79	17
	INDX	165	141	15
22-3-2017	ABSDATA	95	79	17
	INDX	165	141	15
21-3-2017	ABSDATA	95	79	17
	INDX	165	141	15
20-3-2017	ABSDATA	95	79	17
	INDX	165	141	15
19-3-2017	ABSDATA	95	79	17
	INDX	165	140	15

# Weekly SLA Customer Report

Customer PCO Production  
Database ID 44



Standby Database Health      PCO Production

## Recovery lag for last 7 days

