

# Weekly SLA Customer Report

Customer DFD Production  
Database ID 39



## Harddisk Usage DFD\_PRD\_BI1

	Free disk space on c: (%)	Total disk space on c: (Gb)	Free disk space on e: (%)	Total disk space on e: (Gb)
25-3-2017	34	50	13	100
24-3-2017	34	50	14	100
23-3-2017	34	50	14	100
22-3-2017	33	50	14	100
21-3-2017	33	50	15	100
20-3-2017	33	50	15	100
19-3-2017	33	50	15	100

## Harddisk Usage DFD\_PRD\_ORACLE1

	Free disk space on c: (%)	Total disk space on c: (Gb)	Free disk space on d: (%)	Total disk space on d: (Gb)	Free disk space on e: (%)	Total disk space on e: (Gb)	Free disk space on f: (%)	Total disk space on f: (Gb)
25-3-2017	46	78	74	479	42	400	79	800
24-3-2017	46	78	74	479	42	400	79	800
23-3-2017	46	78	74	479	43	400	79	800
22-3-2017	46	78	74	479	43	400	79	800
21-3-2017	46	78	74	479	43	400	79	800
20-3-2017	46	78	74	479	44	400	79	800
19-3-2017	46	78	74	479	44	400	79	800

# Weekly SLA Customer Report

Customer DFD Production  
Database ID 39



Harddisk Usage DFD\_PRD\_ORACLE2

	Free disk space on c: (%)	Total disk space on c: (Gb)	Free disk space on d: (%)	Total disk space on d: (Gb)	Free disk space on e: (%)	Total disk space on e: (Gb)	Free disk space on f: (%)	Total disk space on f: (Gb)
25-3-2017	17	78	71	479	41	800	66	800
24-3-2017	17	78	71	479	41	800	66	800
23-3-2017	17	78	71	479	41	800	66	800
22-3-2017	17	78	71	479	41	800	66	800
21-3-2017	17	78	71	479	41	800	66	800
20-3-2017	17	78	71	479	41	800	66	800
19-3-2017	17	78	71	479	42	800	66	800

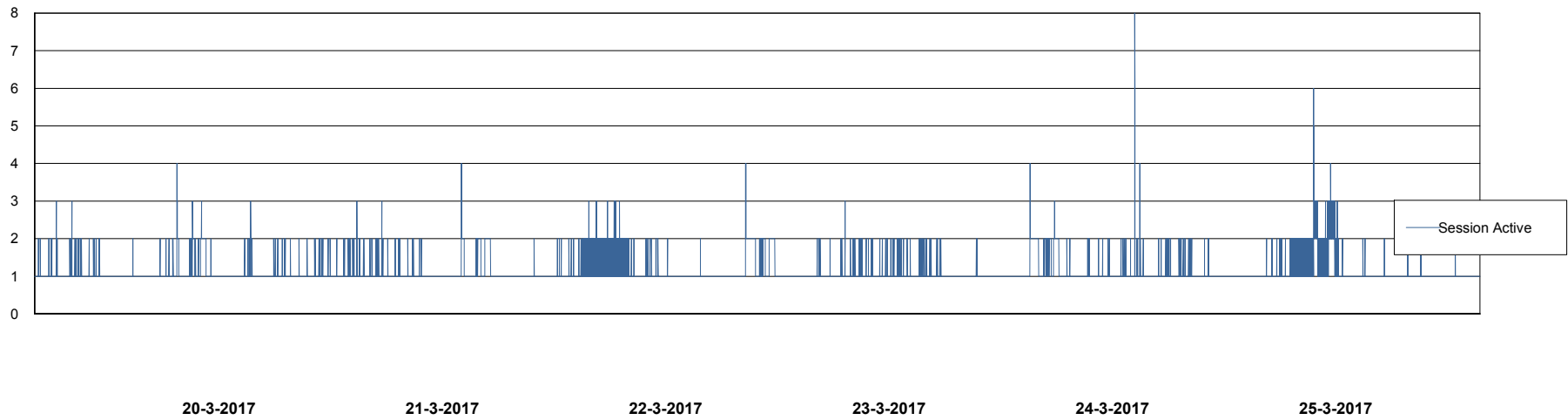
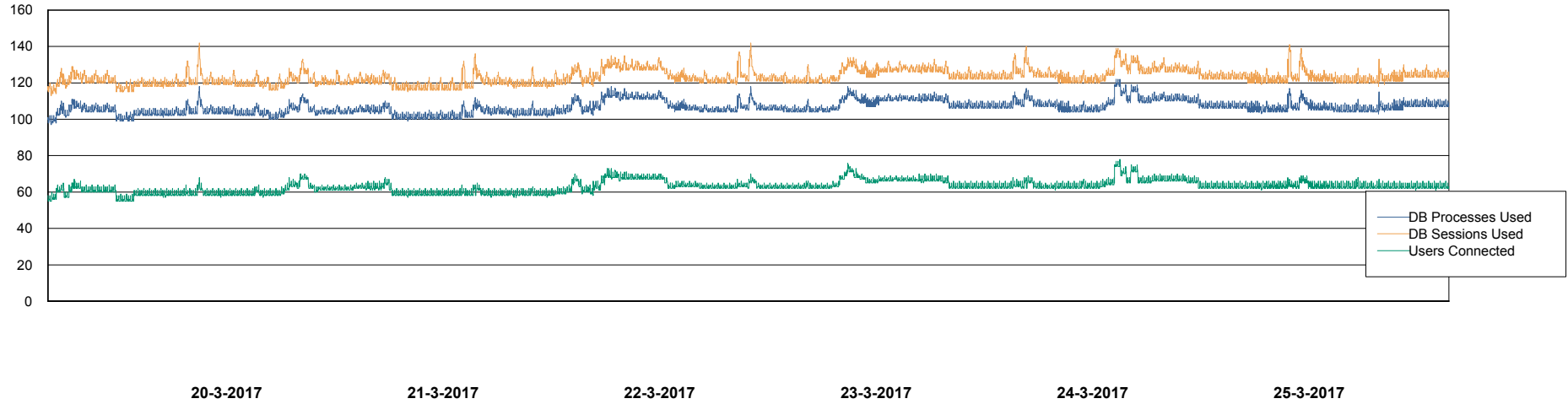
# Weekly SLA Customer Report

Customer DFD Production  
Database ID 39



## Database Performance DFDDDB\_Production

DB Processes Max 600  
DB Sessions Max 928



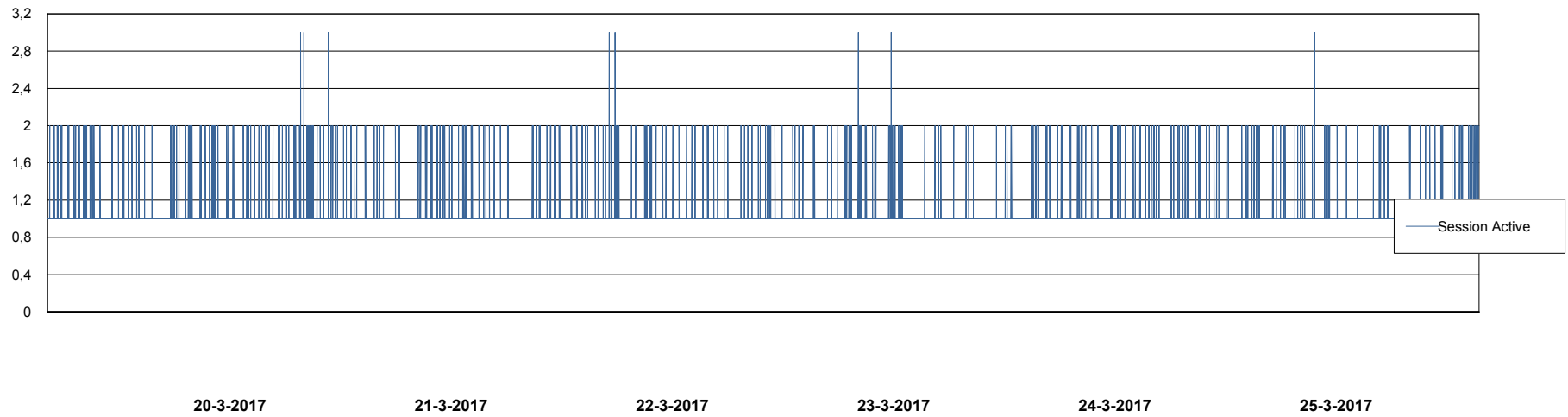
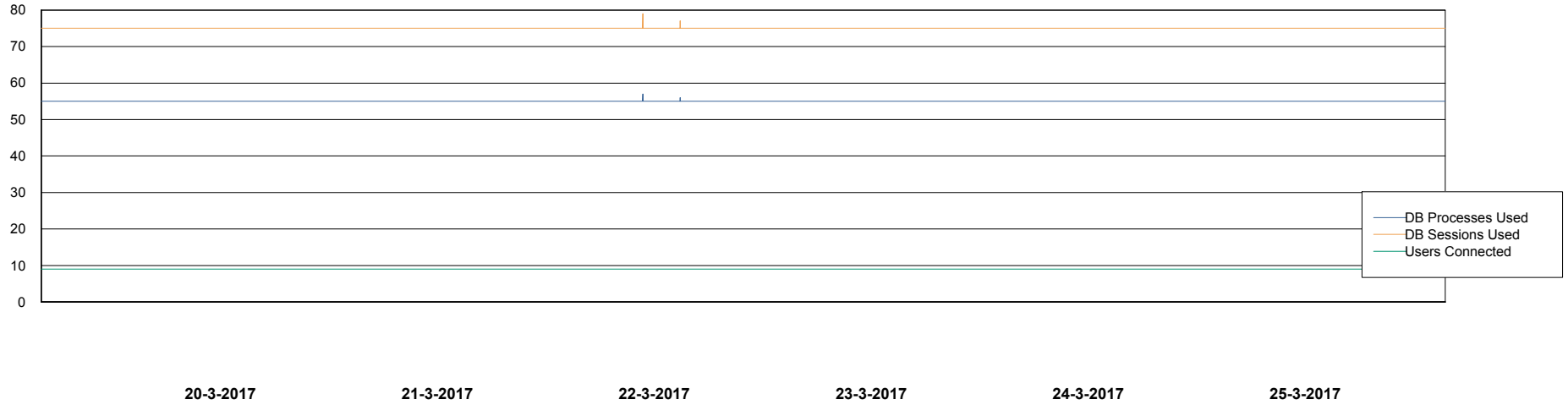
# Weekly SLA Customer Report

Customer DFD Production  
Database ID 39



## Database Performance DFDDDB\_Standby

DB Processes Max 600  
DB Sessions Max 928



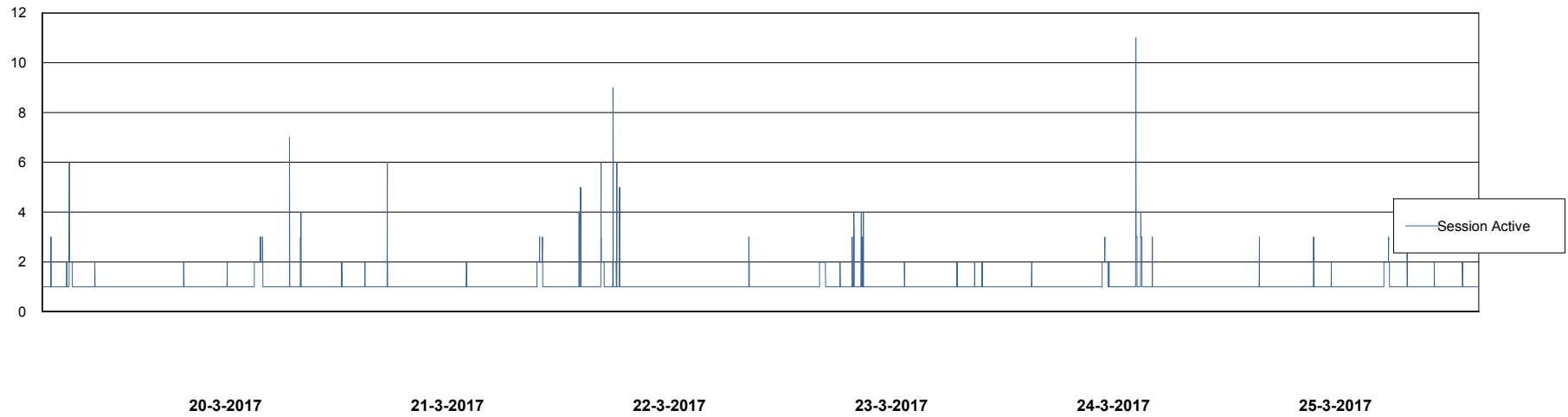
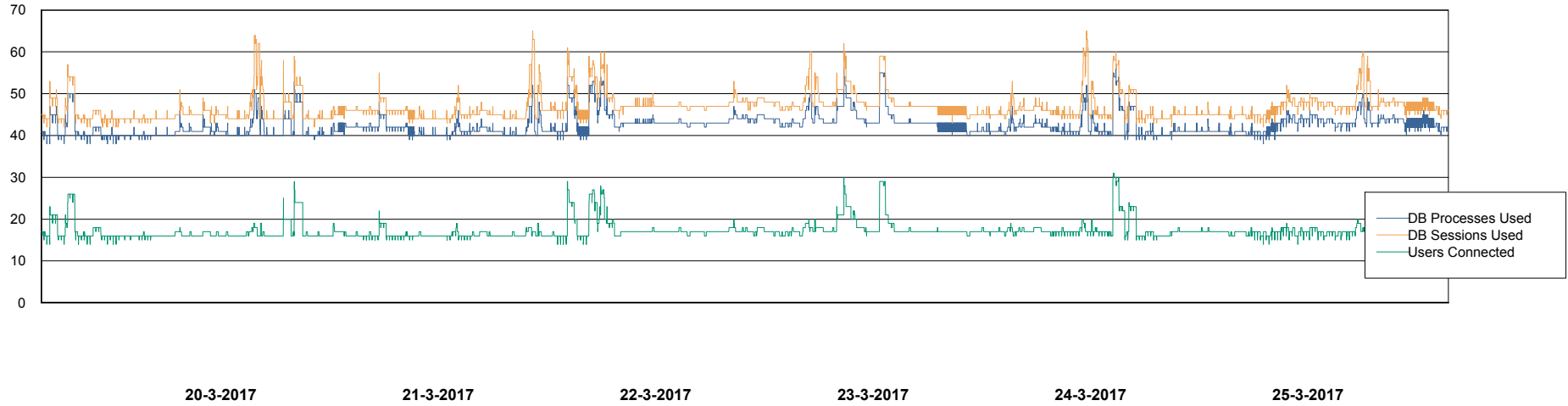
# Weekly SLA Customer Report

Customer DFD Production  
Database ID 39



## Database Performance DFDDDBI\_Production

DB Processes Max 500  
DB Sessions Max 772



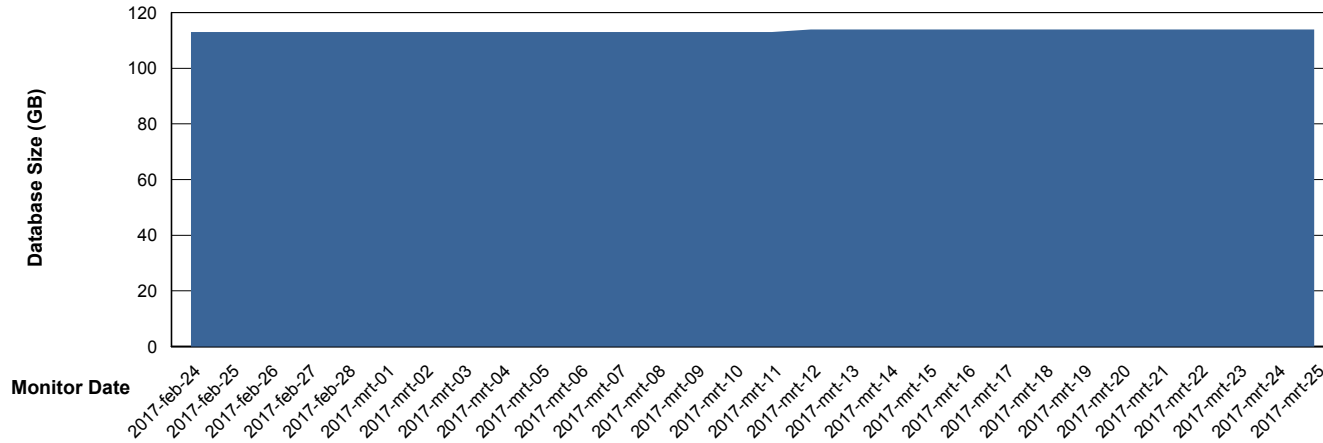
# Weekly SLA Customer Report

Customer DFD Production  
Database ID 39



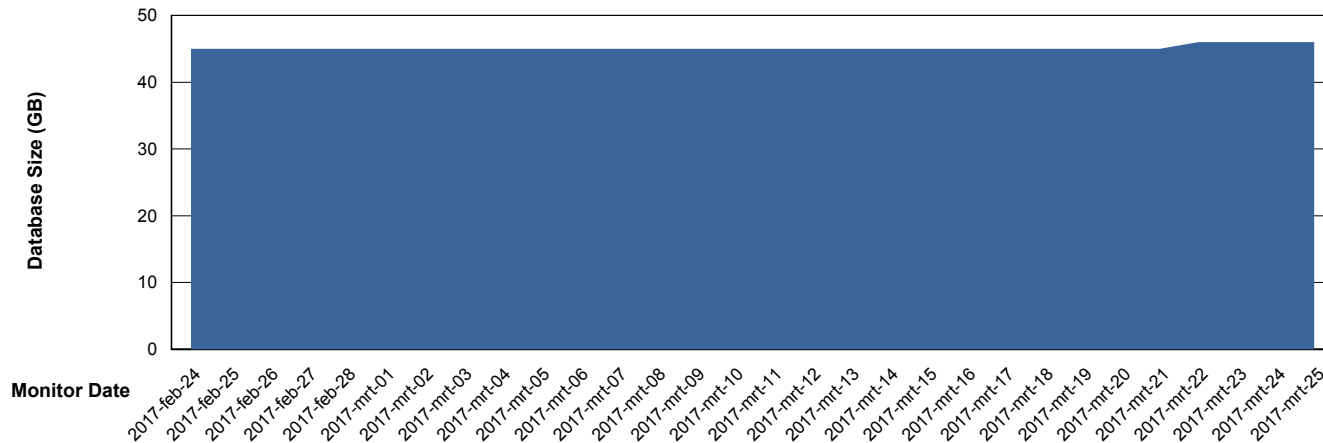
DATABASE SIZE DFDDDB\_Production

### Database growth over last month



DATABASE SIZE DFDDDBI\_Production

### Database growth over last month



# Weekly SLA Customer Report

Customer DFD Production  
Database ID 39



Database Tablespace		DFDDB_Production		
Date	Tablespace Name	Filesize (Gb)	Usedsize (Gb)	Percentage free
25-3-2017	ABSDATA	44	34	23
	INDX	94	78	17
24-3-2017	ABSDATA	44	34	23
	INDX	94	78	17
23-3-2017	ABSDATA	44	34	23
	INDX	94	78	17
22-3-2017	ABSDATA	44	34	23
	INDX	94	78	17
21-3-2017	ABSDATA	44	34	23
	INDX	94	78	17
20-3-2017	ABSDATA	44	34	23
	INDX	94	78	17
19-3-2017	ABSDATA	44	34	23
	INDX	94	77	18

# Weekly SLA Customer Report

Customer DFD Production  
 Database ID 39




Database Tablespace DFDDDBBI\_Production

Date	Tablespace Name	Filesize (Gb)	Usedsize (Gb)	Percentage free
25-3-2017	ABSDATA	25	22	12
	INDX	24	21	13
24-3-2017	ABSDATA	25	22	12
	INDX	24	21	13
23-3-2017	ABSDATA	25	22	12
	INDX	24	21	13
22-3-2017	ABSDATA	25	22	12
	INDX	24	21	13
21-3-2017	ABSDATA	25	22	12
	INDX	24	21	13
20-3-2017	ABSDATA	24	22	8
	INDX	24	21	13
19-3-2017	ABSDATA	24	22	8
	INDX	24	21	13

Standby Database Health DFD Production

Recovery lag for last 7 days



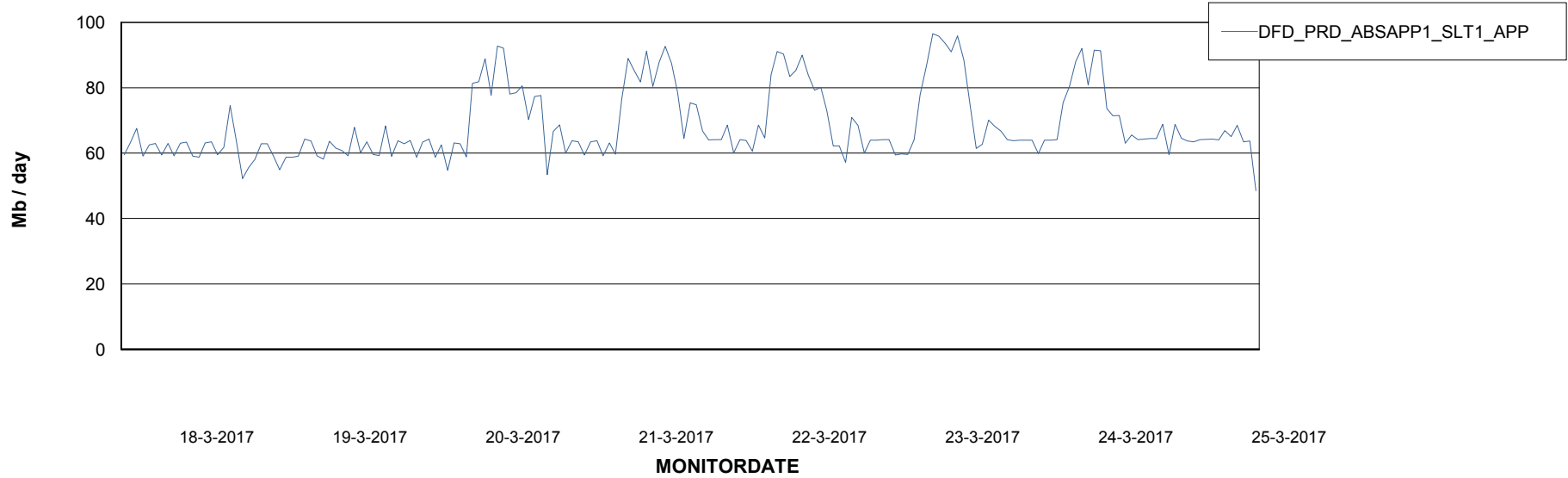
# Weekly SLA Customer Report

Customer DFD Production  
Database ID 39

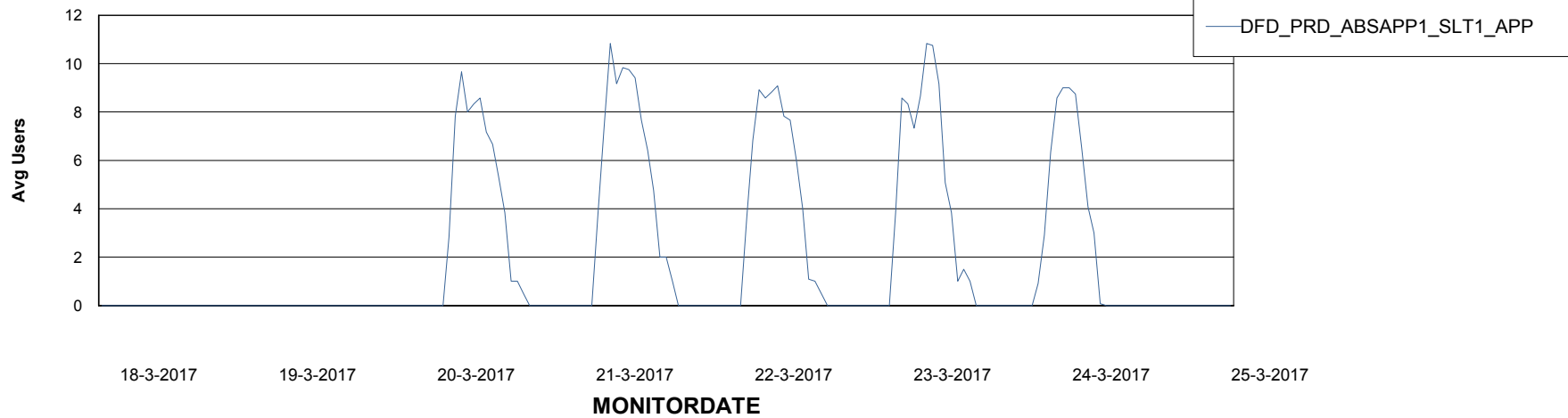


## ABSSolute Application Server Services

### Avg memory used per ABS Server Service



### Avg users per day per ABS server



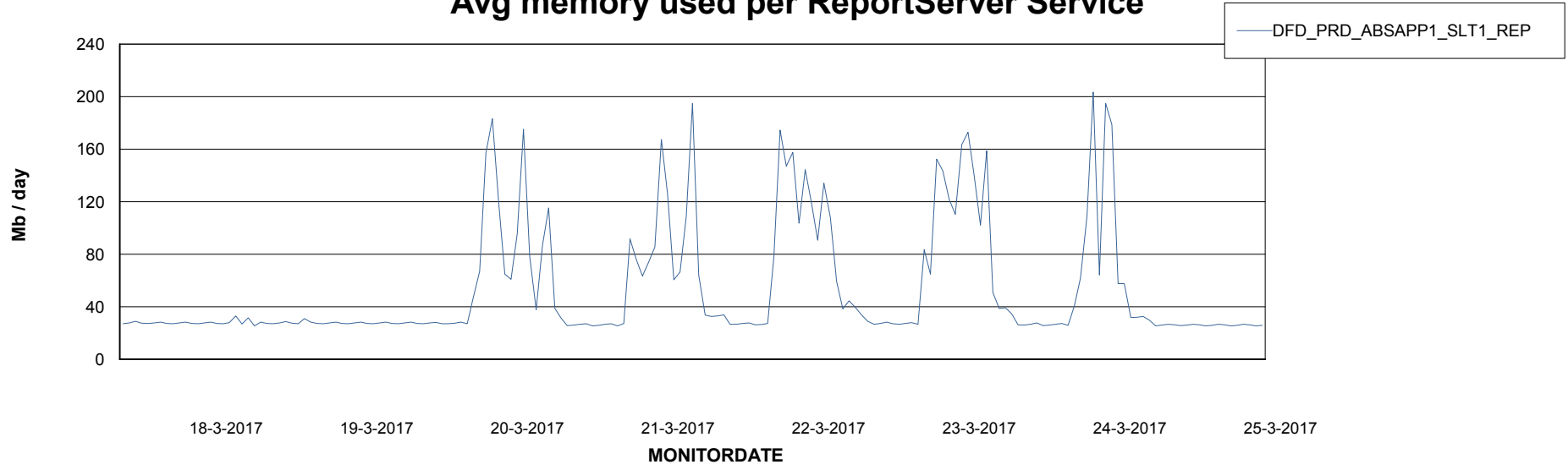
# Weekly SLA Customer Report

Customer DFD Production  
Database ID 39



## ABSSolute Application ReportServer Services

### Avg memory used per ReportServer Service



### Disaster per ABS component

