

Weekly SLA Customer Report

Customer BCH Production
Database ID 28



Harddisk Usage BCH_PRD_ORCDB1

	Free disk space on c: (%)	Total disk space on c: (Gb)	Free disk space on d: (%)	Total disk space on d: (Gb)
18-3-2017	45	278	19	278
17-3-2017	46	278	19	278
16-3-2017	47	278	19	278
15-3-2017	47	278	20	278
14-3-2017	47	278	20	278
13-3-2017	47	278	20	278
12-3-2017	47	278	19	278

Harddisk Usage BCH_PRD_ORCDB2

	Free disk space on c: (%)	Total disk space on c: (Gb)	Free disk space on d: (%)	Total disk space on d: (Gb)
18-3-2017	48	278	18	278
17-3-2017	48	278	18	278
16-3-2017	48	278	18	278
15-3-2017	48	278	19	278
14-3-2017	48	278	19	278
13-3-2017	48	278	19	278
12-3-2017	48	278	18	278

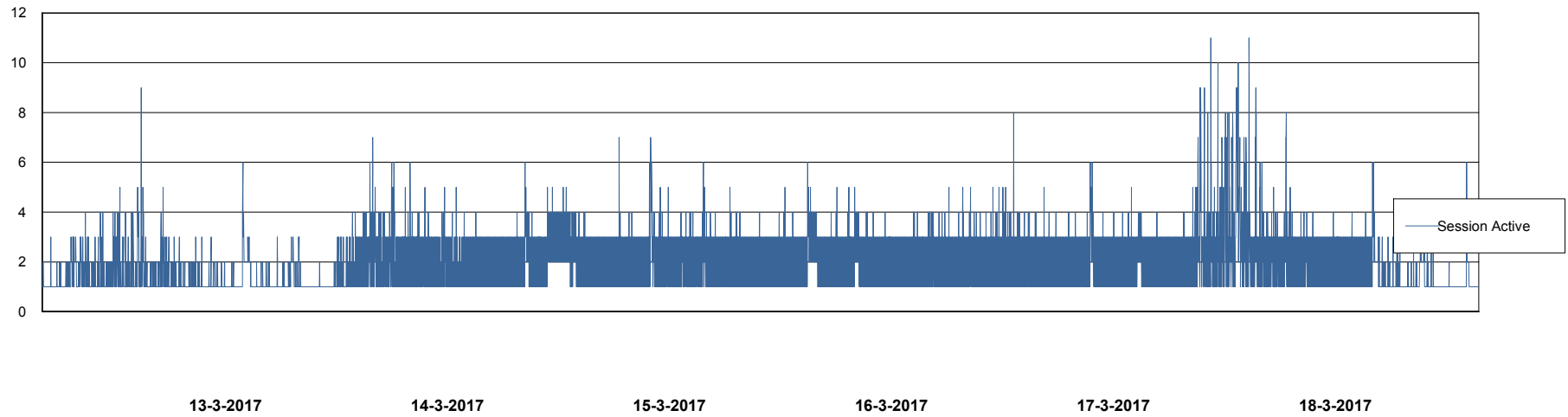
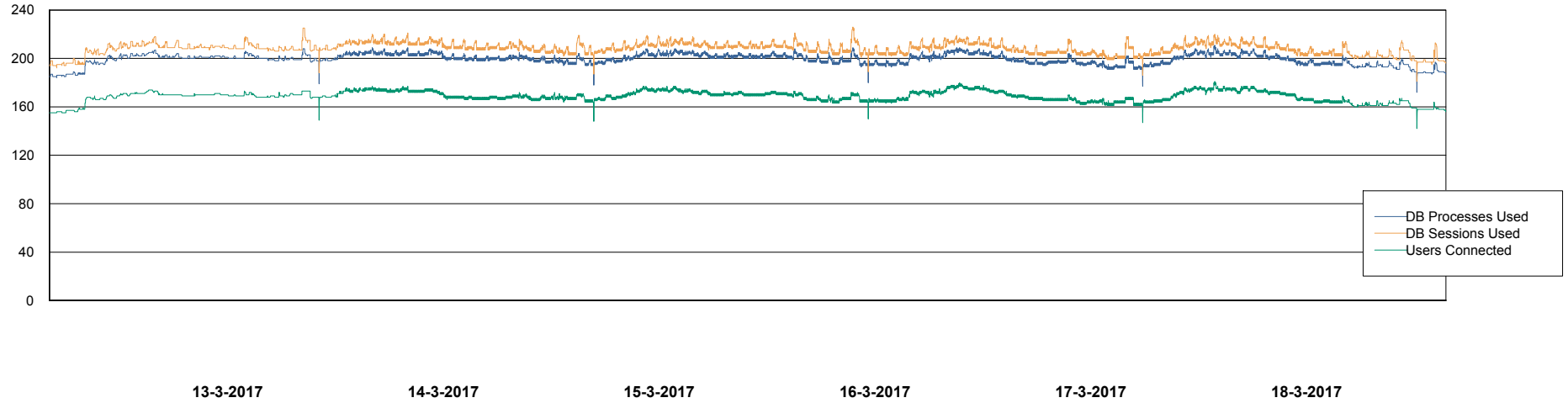
Weekly SLA Customer Report

Customer BCH Production
Database ID 28



Database Performance BCHDB_Production

DB Processes Max 600
DB Sessions Max 928



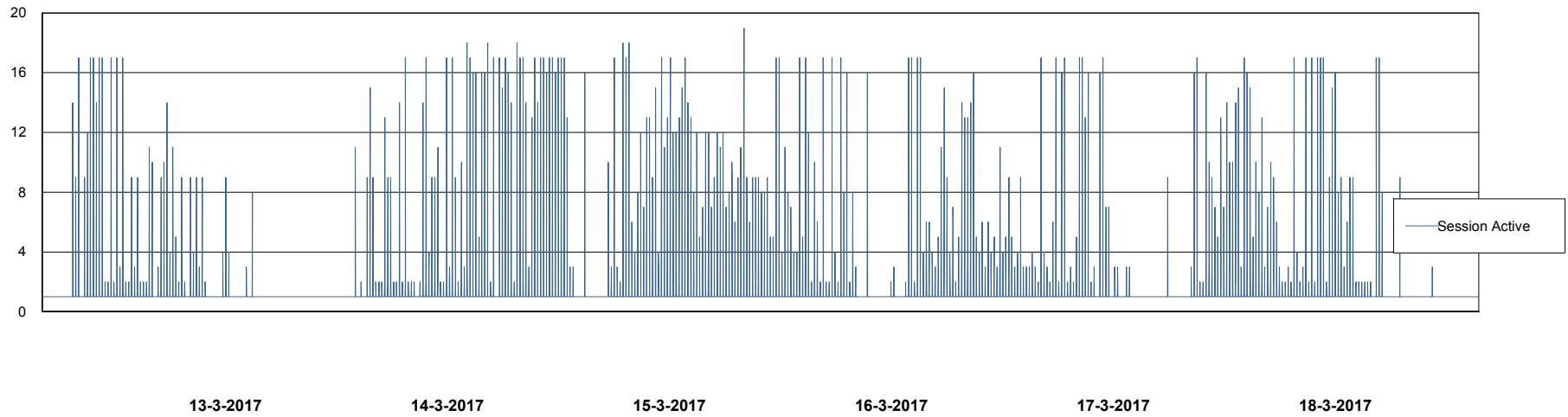
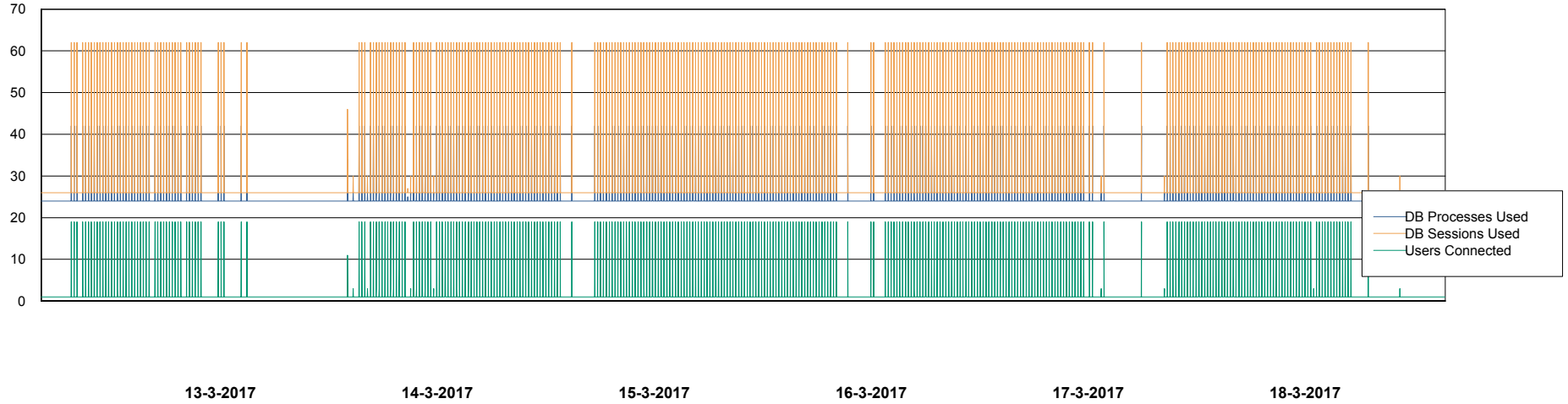
Weekly SLA Customer Report

Customer BCH Production
Database ID 28



Database Performance BCHDB_Standby

DB Processes Max 150
DB Sessions Max 256



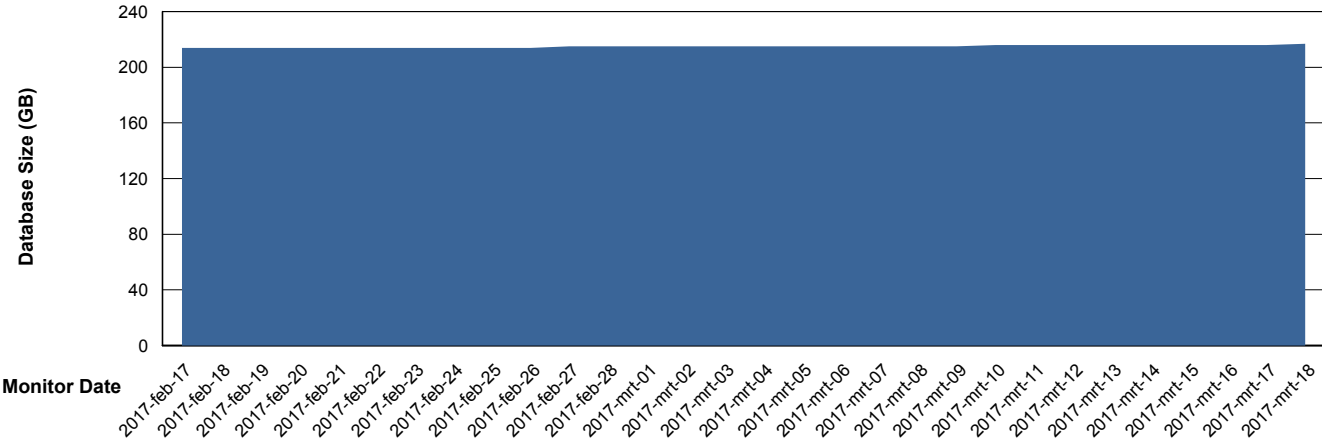
Weekly SLA Customer Report

Customer BCH Production
 Database ID 28



DATABASE SIZE BCHDB_Production

Database growth over last month



Database Tablespace		BCHDB_Production		
Date	Tablespace Name	Filesize (Gb)	Usedsize (Gb)	Percentage free
18-3-2017	ABSDATA	44	38	14
	INDX	202	175	13
17-3-2017	ABSDATA	44	38	14
	INDX	202	175	13
16-3-2017	ABSDATA	44	38	14
	INDX	202	175	13
15-3-2017	ABSDATA	44	38	14
	INDX	202	175	13
14-3-2017	ABSDATA	44	38	14
	INDX	202	175	13
13-3-2017	ABSDATA	44	38	14
	INDX	202	175	13
12-3-2017	ABSDATA	44	38	14
	INDX	202	175	13

Weekly SLA Customer Report

Customer BCH Production
Database ID 28



Standby Database Health BCH Production

Recovery lag for last 7 days

