

Weekly SLA Customer Report

Customer DFD Production
Database ID 39



Harddisk Usage DFD_PRD_BI1

	Free disk space on c: (%)	Total disk space on c: (Gb)	Free disk space on e: (%)	Total disk space on e: (Gb)
13-3-2017	34	50	16	100
12-3-2017	34	50	16	100
11-3-2017	34	50	16	100
10-3-2017	34	50	16	100
9-3-2017	34	50	16	100
8-3-2017	34	50	16	100
7-3-2017	34	50	16	100

Harddisk Usage DFD_PRD_ORACLE1

	Free disk space on c: (%)	Total disk space on c: (Gb)	Free disk space on d: (%)	Total disk space on d: (Gb)	Free disk space on e: (%)	Total disk space on e: (Gb)	Free disk space on f: (%)	Total disk space on f: (Gb)
13-3-2017	46	78	74	479	44	400	79	800
12-3-2017	46	78	74	479	44	400	79	800
11-3-2017	46	78	74	479	43	400	79	800
10-3-2017	46	78	74	479	43	400	79	800
9-3-2017	46	78	74	479	43	400	79	800
8-3-2017	46	78	74	479	43	400	79	800
7-3-2017	46	78	74	479	44	400	79	800

Weekly SLA Customer Report

Customer DFD Production
Database ID 39



Harddisk Usage DFD_PRD_ORACLE2

	Free disk space on c: (%)	Total disk space on c: (Gb)	Free disk space on d: (%)	Total disk space on d: (Gb)	Free disk space on e: (%)	Total disk space on e: (Gb)	Free disk space on f: (%)	Total disk space on f: (Gb)
13-3-2017	16	78	71	479	42	800	66	800
12-3-2017	16	78	71	479	42	800	66	800
11-3-2017	16	78	71	479	43	800	66	800
10-3-2017	16	78	71	479	43	800	66	800
9-3-2017	16	78	71	479	43	800	66	800
8-3-2017	16	78	71	479	43	800	66	800
7-3-2017	16	78	71	479	43	800	66	800

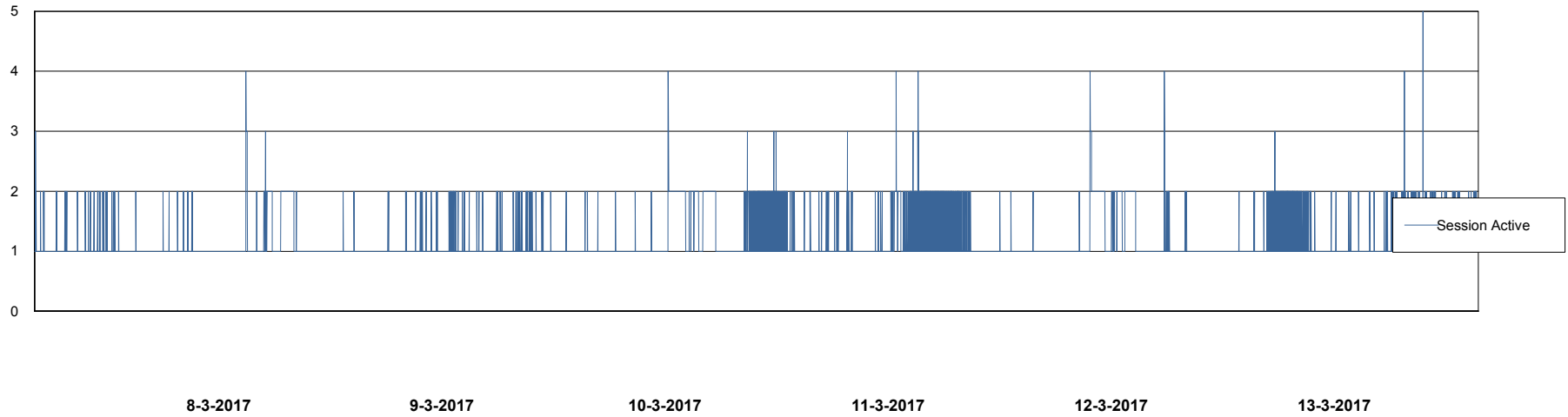
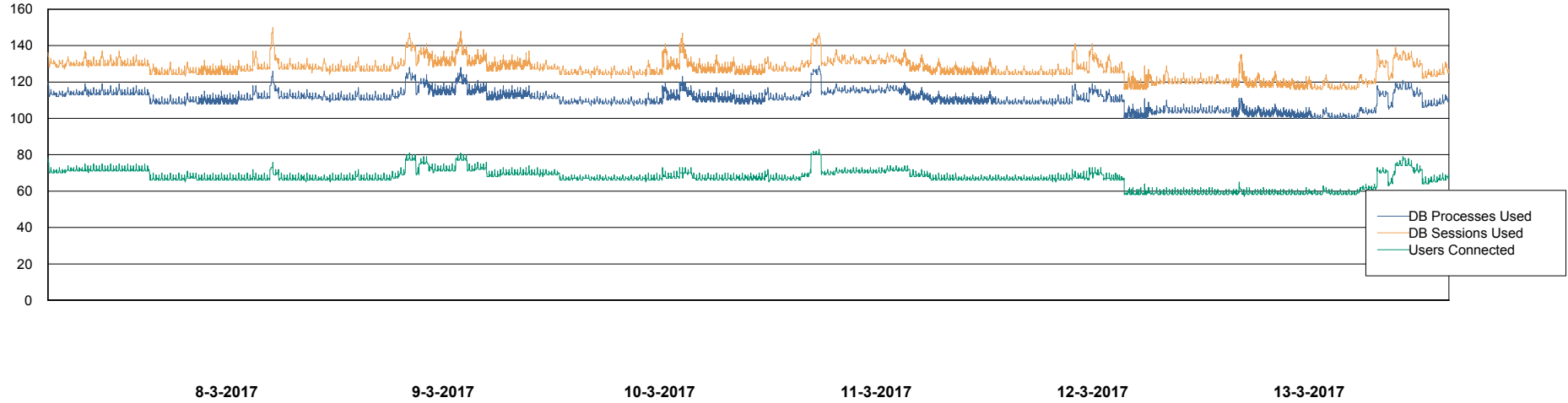
Weekly SLA Customer Report

Customer DFD Production
Database ID 39



Database Performance DFDDDB_Production

DB Processes Max 600
DB Sessions Max 928



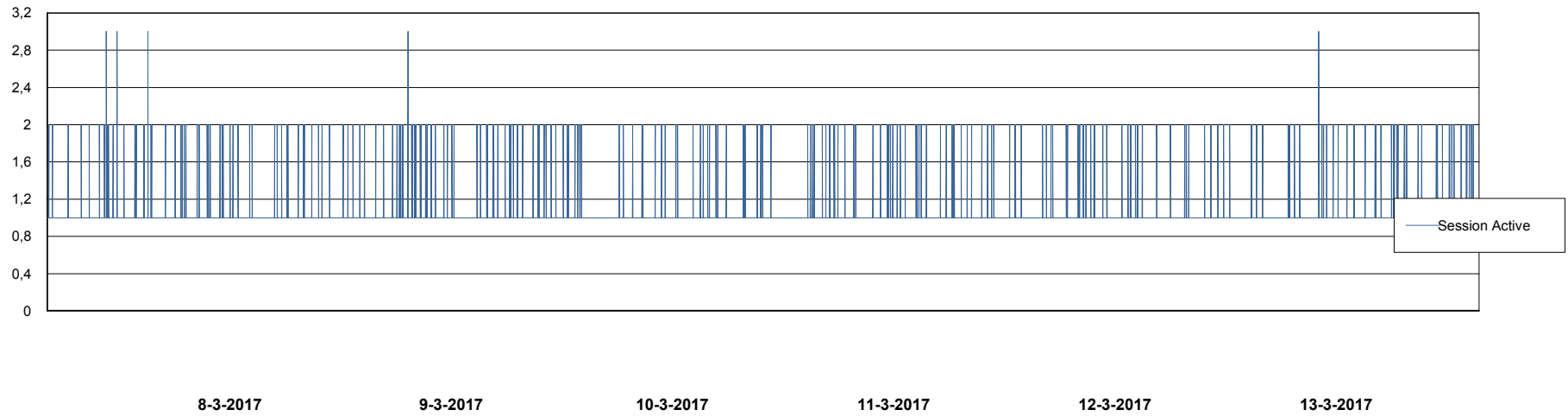
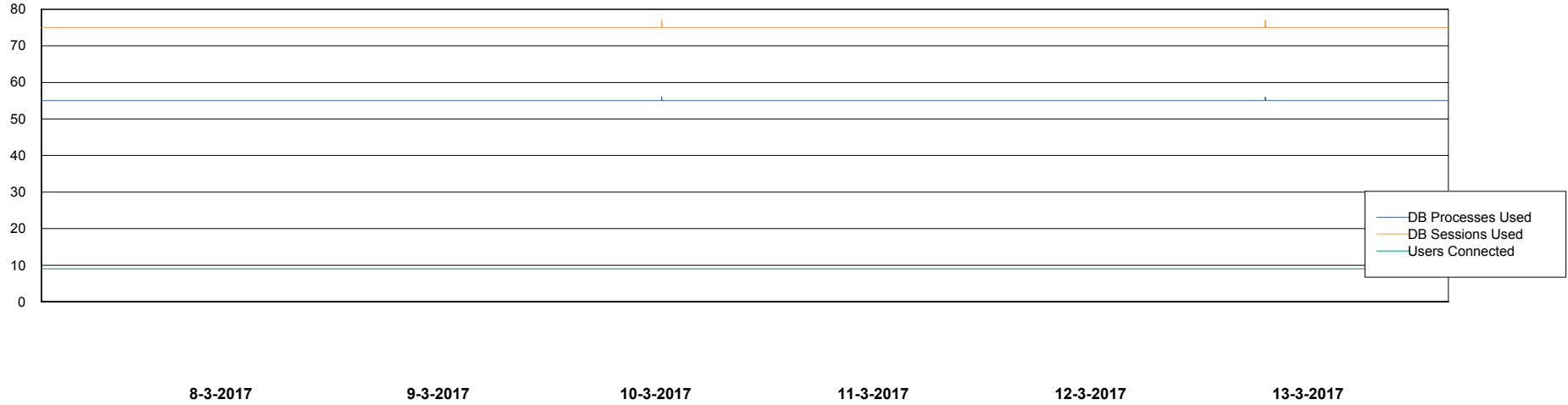
Weekly SLA Customer Report

Customer DFD Production
Database ID 39



Database Performance DFDDDB_Standby

DB Processes Max 600
DB Sessions Max 928



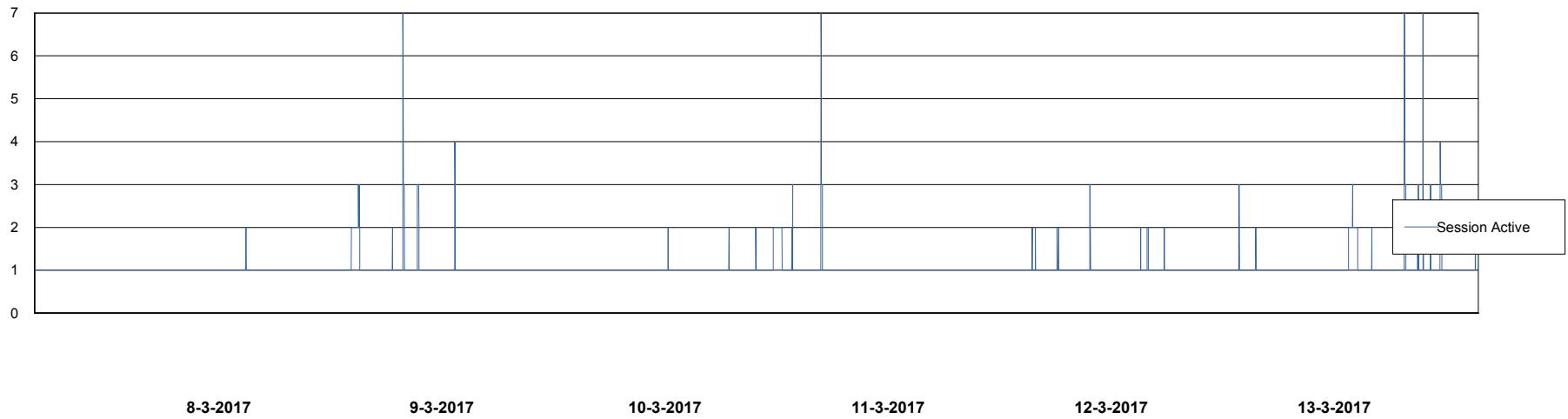
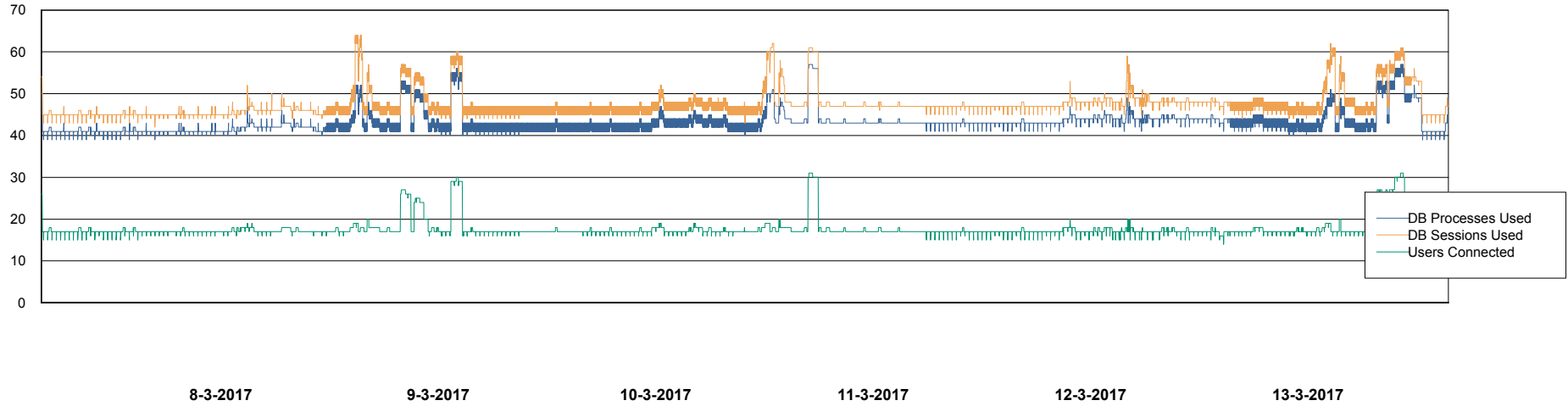
Weekly SLA Customer Report

Customer DFD Production
Database ID 39



Database Performance DFDDDBBI_Production

DB Processes Max 500
DB Sessions Max 772



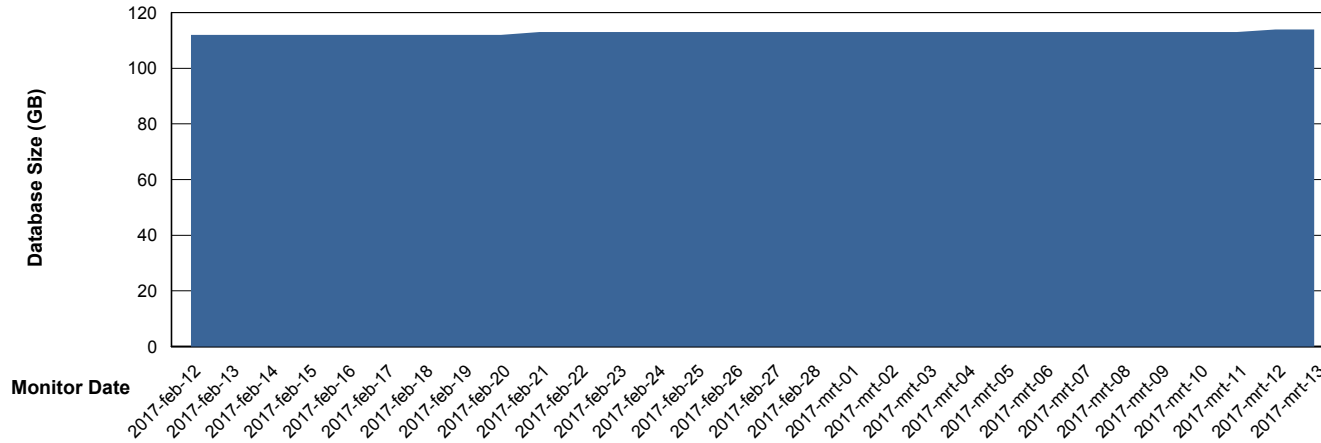
Weekly SLA Customer Report

Customer DFD Production
Database ID 39



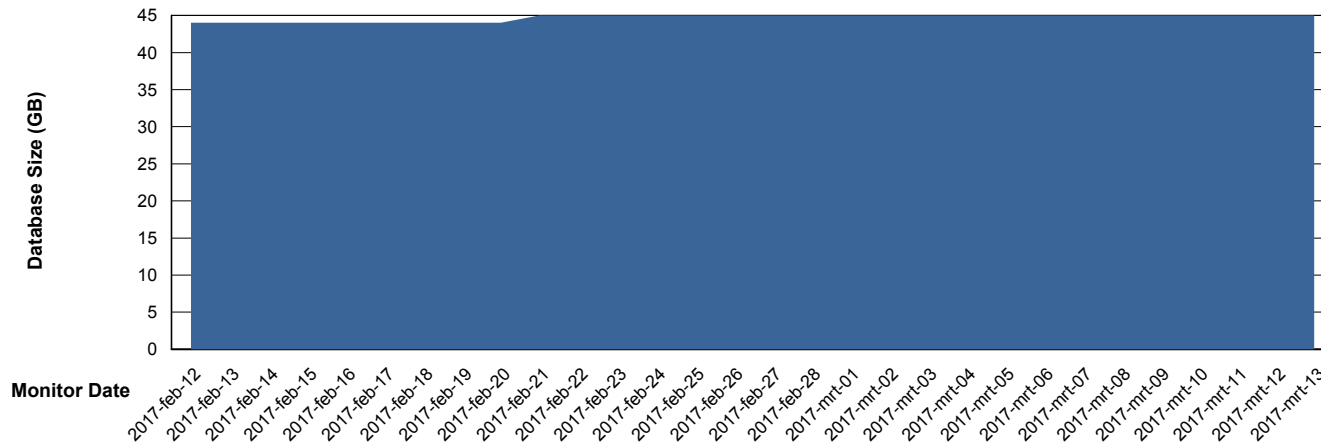
DATABASE SIZE DFDDDB_Production

Database growth over last month



DATABASE SIZE DFDDDBI_Production

Database growth over last month



Weekly SLA Customer Report

Customer DFD Production
 Database ID 39



Database Tablespace		DFDDB_Production		
Date	Tablespace Name	Filesize (Gb)	Usedsize (Gb)	Percentage free
13-3-2017	ABSDATA	44	34	23
	INDX	94	77	18
12-3-2017	ABSDATA	44	34	23
	INDX	94	77	18
11-3-2017	ABSDATA	44	34	23
	INDX	94	77	18
10-3-2017	ABSDATA	44	34	23
	INDX	94	77	18
9-3-2017	ABSDATA	44	34	23
	INDX	94	77	18
8-3-2017	ABSDATA	44	34	23
	INDX	94	77	18
7-3-2017	ABSDATA	44	34	23
	INDX	94	77	18

Weekly SLA Customer Report

Customer DFD Production
 Database ID 39




Database Tablespace DFDDDBBI_Production

Date	Tablespace Name	Filesize (Gb)	Usedsize (Gb)	Percentage free
13-3-2017	ABSDATA	24	21	13
	INDX	24	21	13
12-3-2017	ABSDATA	24	21	13
	INDX	24	20	17
11-3-2017	ABSDATA	24	21	13
	INDX	24	20	17
10-3-2017	ABSDATA	24	21	13
	INDX	24	20	17
9-3-2017	ABSDATA	24	21	13
	INDX	24	20	17
8-3-2017	ABSDATA	24	21	13
	INDX	24	20	17
7-3-2017	ABSDATA	24	21	13
	INDX	24	20	17

Standby Database Health DFD Production

Recovery lag for last 7 days



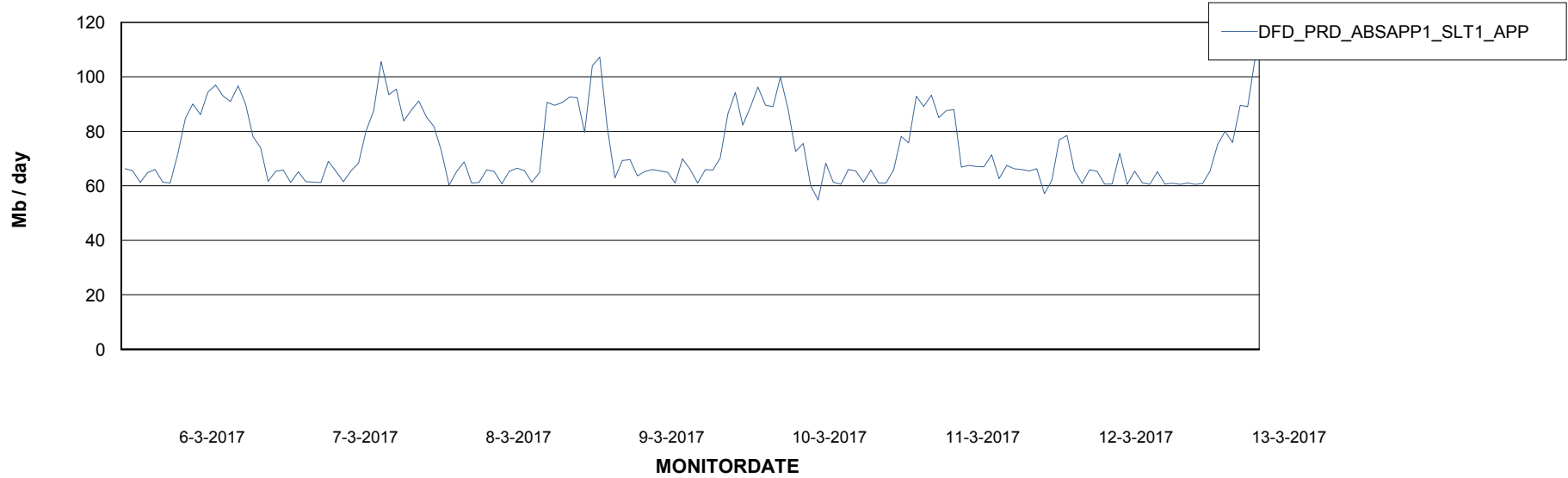
Weekly SLA Customer Report

Customer DFD Production
Database ID 39

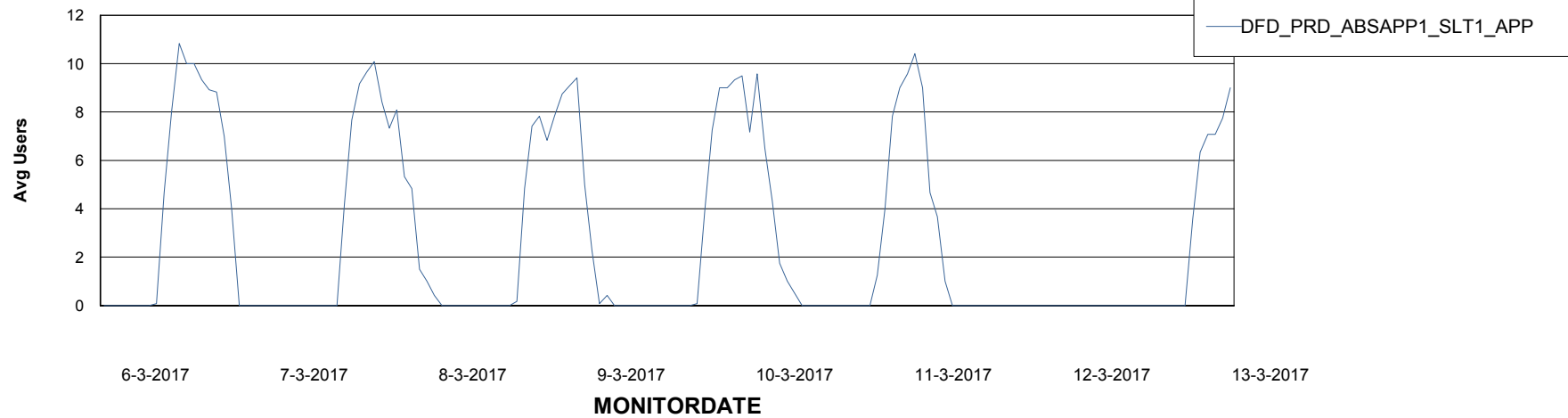


ABSSolute Application Server Services

Avg memory used per ABS Server Service



Avg users per day per ABS server



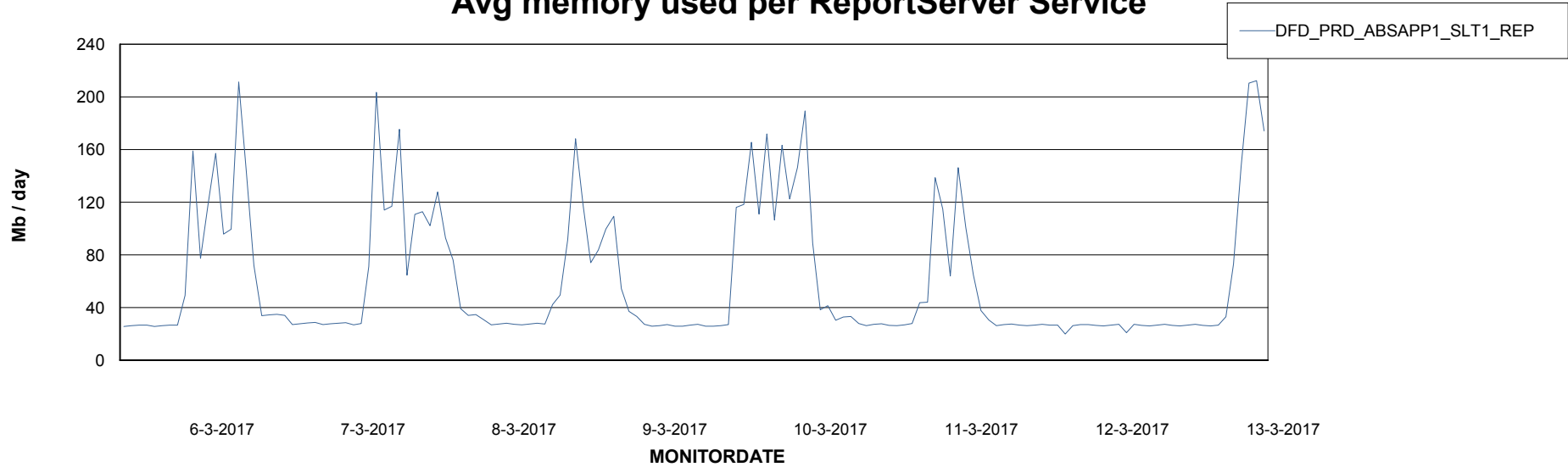
Weekly SLA Customer Report

Customer DFD Production
Database ID 39



ABSSolute Application ReportServer Services

Avg memory used per ReportServer Service



Disaster per ABS component

