

Weekly SLA Customer Report

Customer WBL_Production
Database ID 40



Harddisk Usage WBL_PRD_ORACLE1

	Free disk space on c: (%)	Total disk space on c: (Gb)	Free disk space on d: (%)	Total disk space on d: (Gb)	Free disk space on e: (%)	Total disk space on e: (Gb)
4-3-2017	25	68	90	68	81	68
3-3-2017	25	68	90	68	81	68
2-3-2017	25	68	90	68	81	68
1-3-2017	25	68	90	68	82	68
28-2-2017	25	68	90	68	82	68
27-2-2017	25	68	90	68	41	68
26-2-2017	25	68	90	68	41	68

Harddisk Usage WBL_PRD_ORACLE2

	Free disk space on c: (%)	Total disk space on c: (Gb)	Free disk space on d: (%)	Total disk space on d: (Gb)	Free disk space on e: (%)	Total disk space on e: (Gb)	Free disk space on f: (%)	Total disk space on f: (Gb)
4-3-2017	13	32	66	32	74	32	89	64
3-3-2017	14	32	66	32	75	32	89	64
2-3-2017	14	32	66	32	77	32	89	64
1-3-2017	12	32	66	32	78	32	89	64
28-2-2017	12	32	66	32	79	32	90	64
27-2-2017	12	32	66	32	81	32	75	64
26-2-2017	12	32	66	32	81	32	75	64

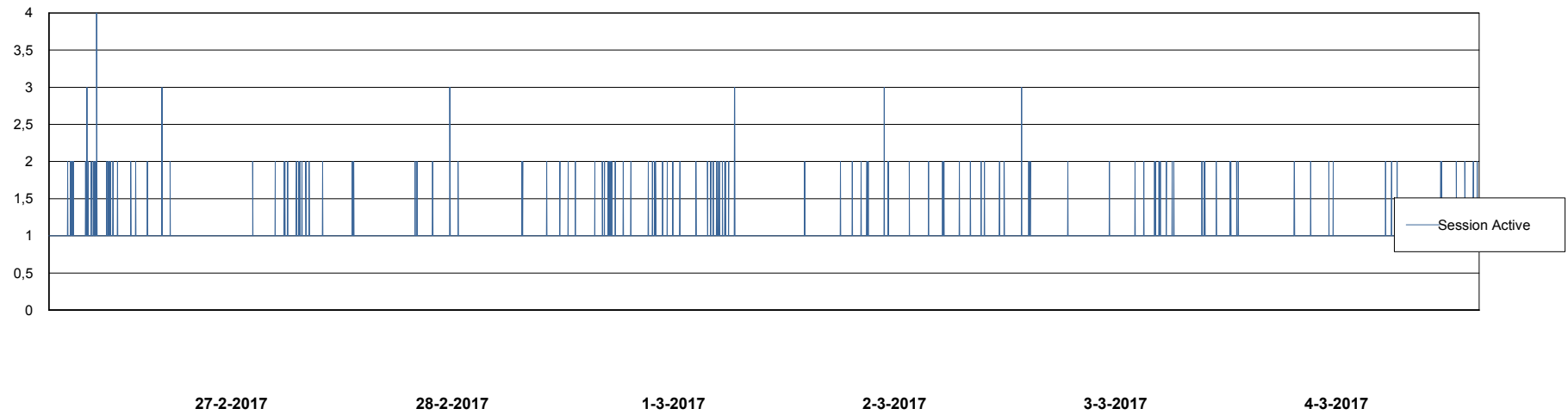
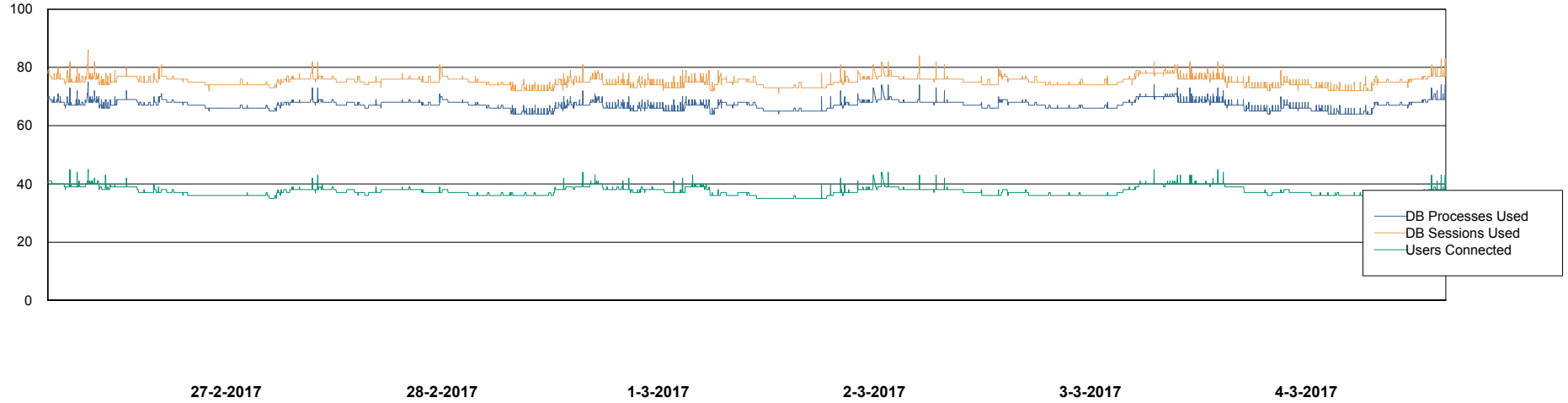
Weekly SLA Customer Report

Customer WBL_Production
Database ID 40



Database Performance WBLDB_Production

DB Processes Max 150
DB Sessions Max 248



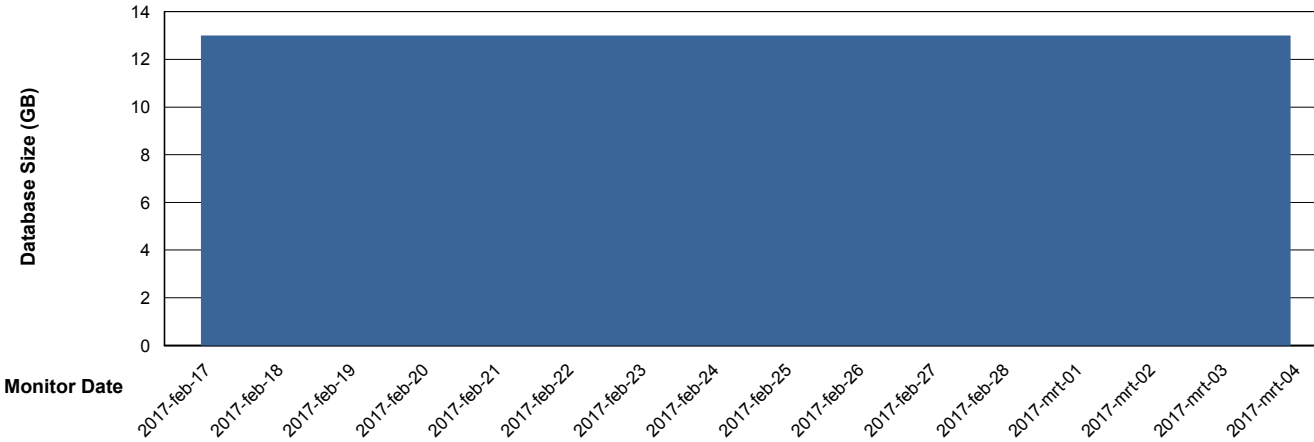
Weekly SLA Customer Report

Customer WBL_Production
 Database ID 40



DATABASE SIZE WBLDB_Production

Database growth over last month



Database Tablespace WBLDB_Production

Date	Tablespace Name	Filesize (Gb)	Usedsize (Gb)	Percentage free
4-3-2017	ABSDATA	7	5	29
	INDX	7	6	14
3-3-2017	ABSDATA	7	5	29
	INDX	7	6	14
2-3-2017	ABSDATA	7	5	29
	INDX	7	6	14
1-3-2017	ABSDATA	7	5	29
	INDX	7	6	14
28-2-2017	ABSDATA	7	5	29
	INDX	7	6	14
27-2-2017	ABSDATA	7	5	29
	INDX	7	6	14
26-2-2017	ABSDATA	7	5	29
	INDX	7	6	14

Weekly SLA Customer Report

Customer WBL_Production
Database ID 40



Standby Database Health WBL_Production

Recovery lag for last 7 days

