

# Weekly SLA Customer Report

Customer DFD Production  
Database ID 39



## Harddisk Usage DFD\_PRD\_BI1

	Free disk space on c: (%)	Total disk space on c: (Gb)	Free disk space on e: (%)	Total disk space on e: (Gb)
4-3-2017	34	50	16	100
3-3-2017	34	50	16	100
2-3-2017	34	50	16	100
1-3-2017	34	50	16	100
28-2-2017	34	50	16	100
27-2-2017	34	50	16	100
26-2-2017	34	50	16	100

## Harddisk Usage DFD\_PRD\_ORACLE1

	Free disk space on c: (%)	Total disk space on c: (Gb)	Free disk space on d: (%)	Total disk space on d: (Gb)	Free disk space on e: (%)	Total disk space on e: (Gb)	Free disk space on f: (%)	Total disk space on f: (Gb)
4-3-2017	46	78	74	479	43	400	79	800
3-3-2017	46	78	74	479	43	400	79	800
2-3-2017	46	78	74	479	43	400	79	800
1-3-2017	46	78	74	479	44	400	79	800
28-2-2017	46	78	74	479	44	400	79	800
27-2-2017	46	78	74	479	44	400	79	800
26-2-2017	46	78	74	479	44	400	79	800

# Weekly SLA Customer Report

Customer DFD Production  
Database ID 39



Harddisk Usage DFD\_PRD\_ORACLE2

	Free disk space on c: (%)	Total disk space on c: (Gb)	Free disk space on d: (%)	Total disk space on d: (Gb)	Free disk space on e: (%)	Total disk space on e: (Gb)	Free disk space on f: (%)	Total disk space on f: (Gb)
4-3-2017	16	78	71	479	44	800	66	800
3-3-2017	16	78	71	479	44	800	66	800
2-3-2017	16	78	71	479	44	800	66	800
1-3-2017	16	78	71	479	44	800	66	800
28-2-2017	16	78	71	479	44	800	66	800
27-2-2017	16	78	71	479	44	800	66	800
26-2-2017	16	78	71	479	44	800	66	800

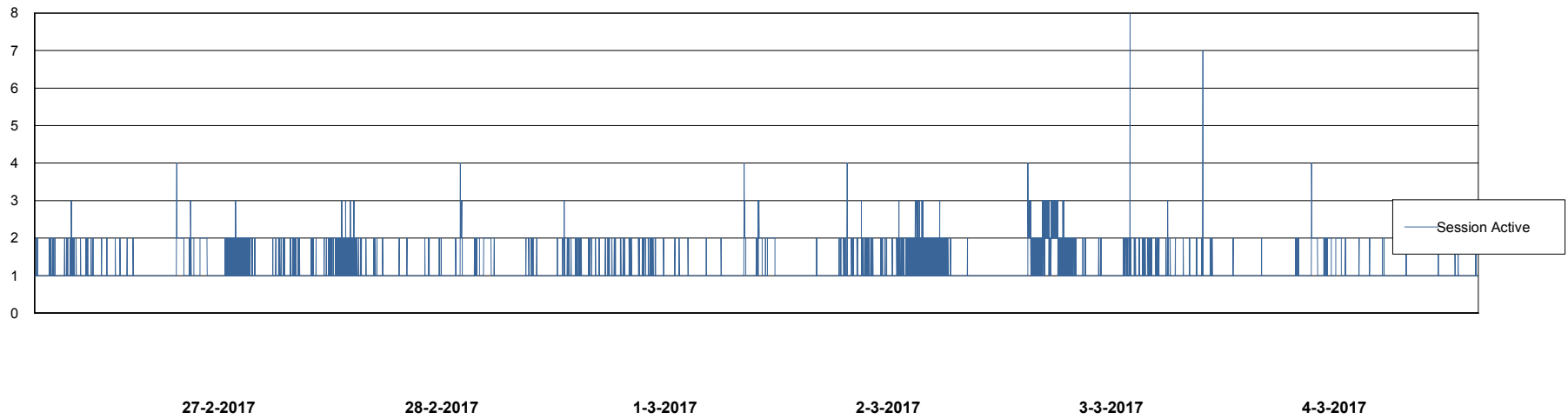
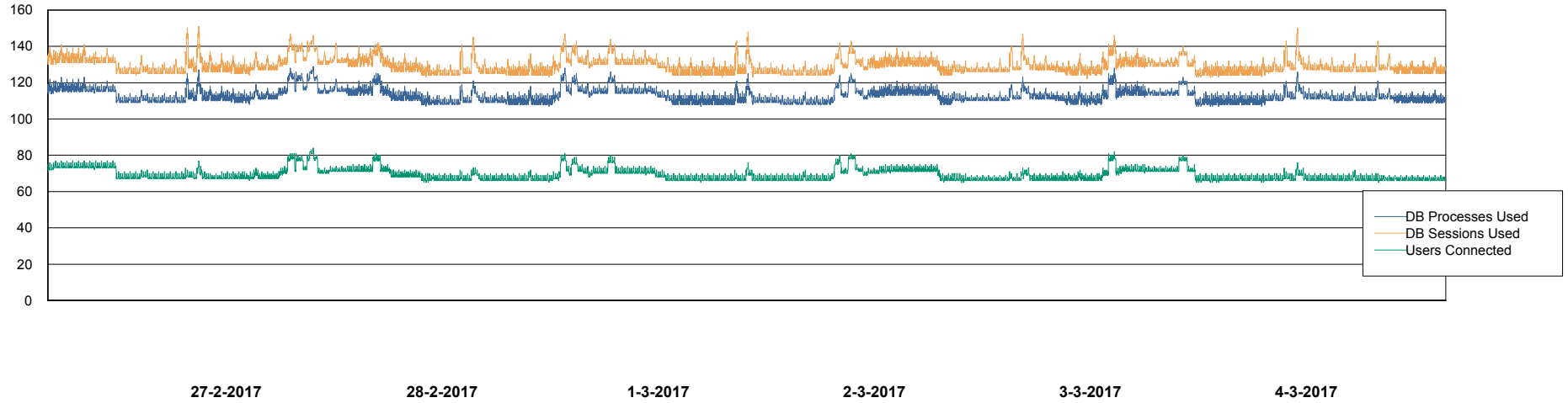
# Weekly SLA Customer Report

Customer DFD Production  
Database ID 39



## Database Performance DFDDDB\_Production

DB Processes Max 600  
DB Sessions Max 928



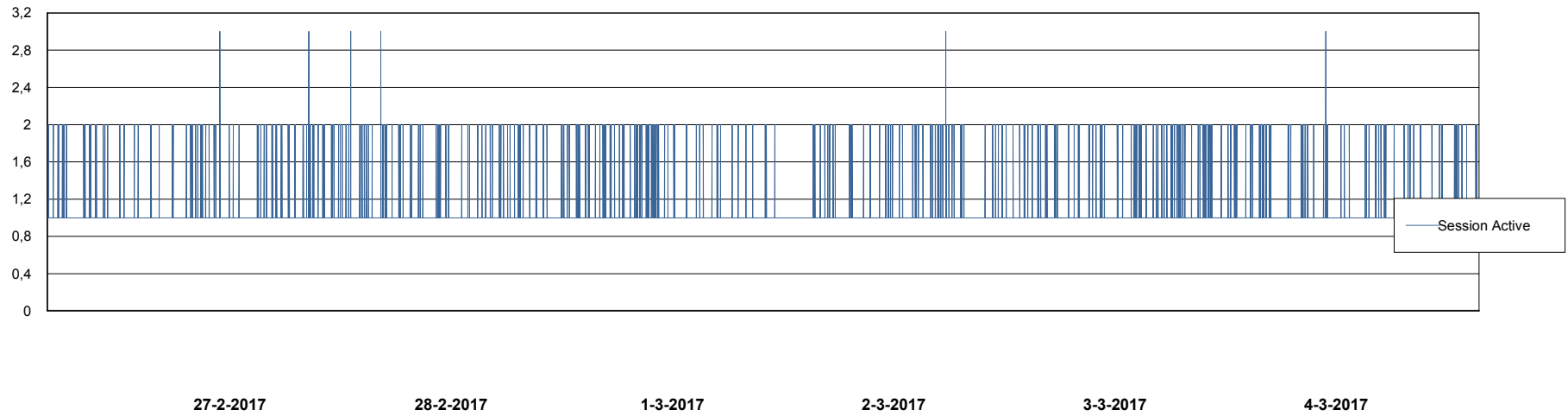
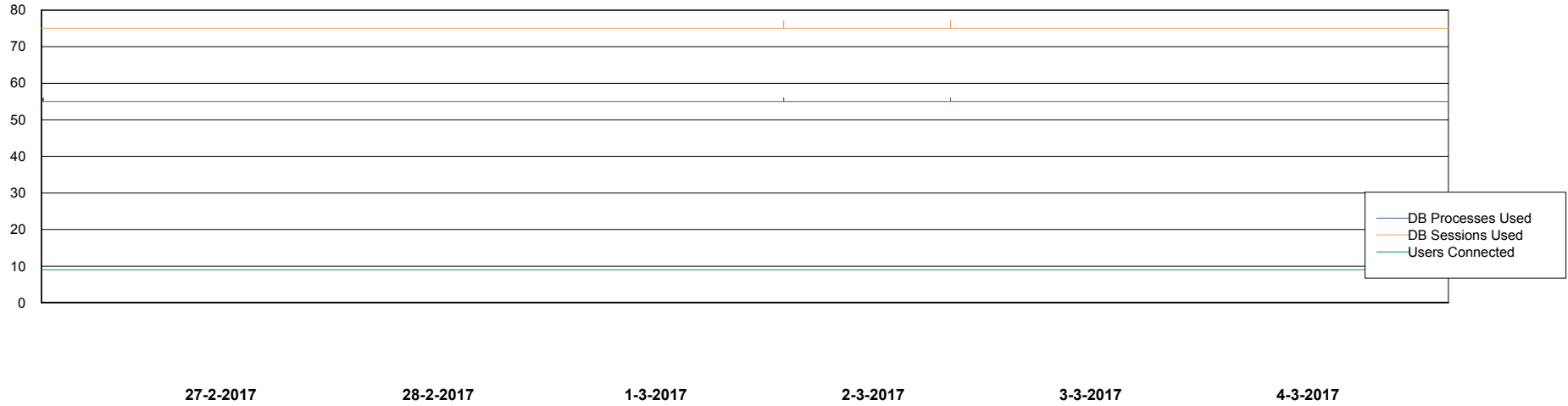
# Weekly SLA Customer Report

Customer DFD Production  
Database ID 39



## Database Performance DFDDB\_Standby

DB Processes Max 600  
DB Sessions Max 928



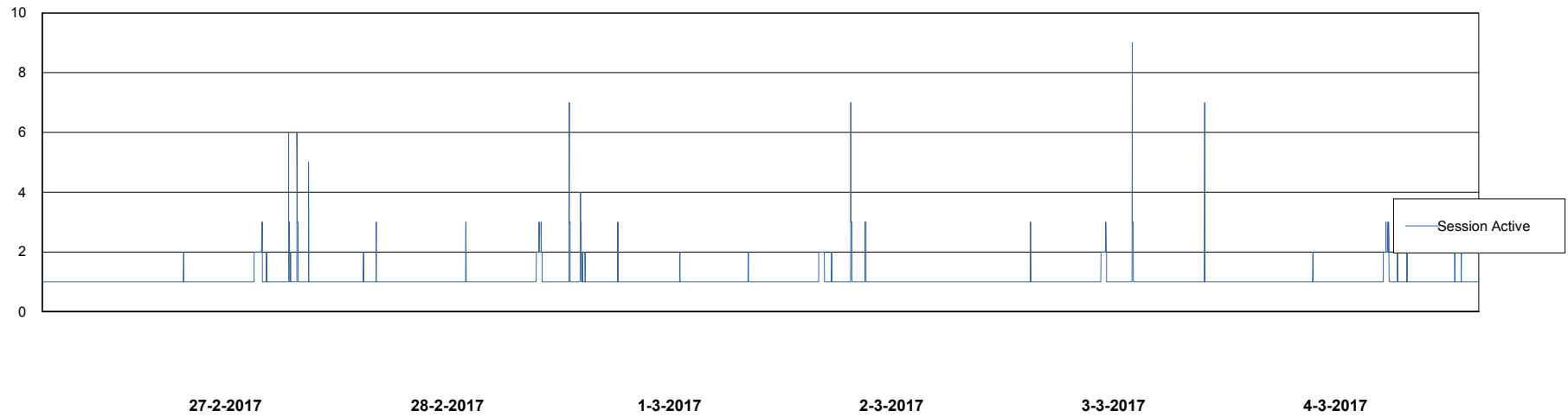
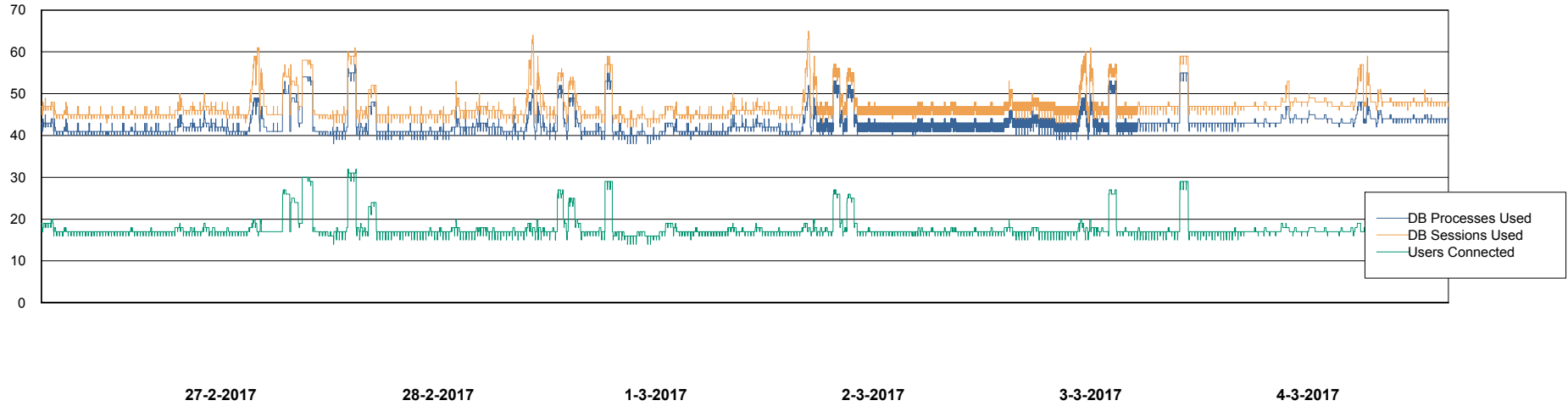
# Weekly SLA Customer Report

Customer DFD Production  
Database ID 39



## Database Performance DFDDDBI\_Production

DB Processes Max 500  
DB Sessions Max 772



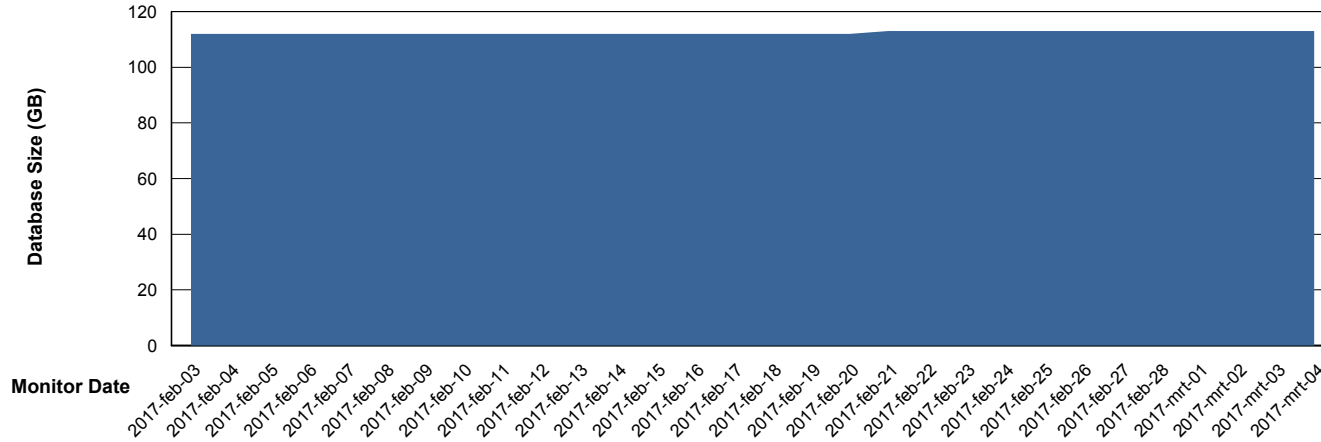
# Weekly SLA Customer Report

Customer DFD Production  
Database ID 39



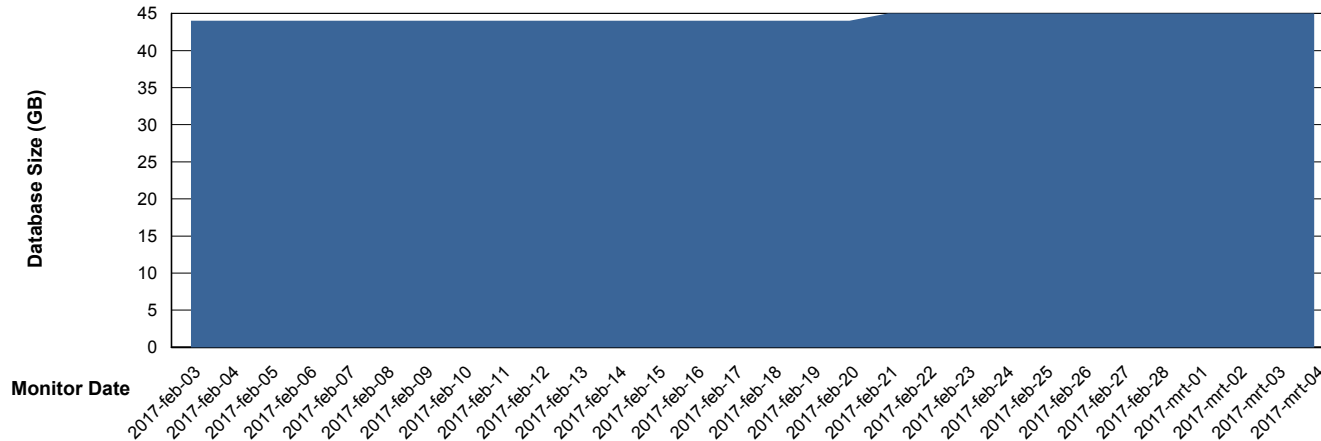
DATABASE SIZE DFDDDB\_Production

### Database growth over last month



DATABASE SIZE DFDDDBI\_Production

### Database growth over last month



# Weekly SLA Customer Report

Customer DFD Production  
 Database ID 39



Database Tablespace		DFDDB_Production		
Date	Tablespace Name	Filesize (Gb)	Usedsize (Gb)	Percentage free
4-3-2017	ABSDATA	44	34	23
	INDX	94	77	18
3-3-2017	ABSDATA	44	34	23
	INDX	94	77	18
2-3-2017	ABSDATA	44	34	23
	INDX	94	77	18
1-3-2017	ABSDATA	44	34	23
	INDX	94	77	18
28-2-2017	ABSDATA	44	34	23
	INDX	94	77	18
27-2-2017	ABSDATA	44	34	23
	INDX	94	77	18
26-2-2017	ABSDATA	44	34	23
	INDX	94	77	18

# Weekly SLA Customer Report

Customer DFD Production  
 Database ID 39



Database Tablespace DFDDDBBI\_Production

Date	Tablespace Name	Filesize (Gb)	Usedsize (Gb)	Percentage free
4-3-2017	ABSDATA	24	21	13
	INDX	24	20	17
3-3-2017	ABSDATA	24	21	13
	INDX	24	20	17
2-3-2017	ABSDATA	24	21	13
	INDX	24	20	17
1-3-2017	ABSDATA	24	21	13
	INDX	24	20	17
28-2-2017	ABSDATA	24	21	13
	INDX	24	20	17
27-2-2017	ABSDATA	24	21	13
	INDX	24	20	17
26-2-2017	ABSDATA	24	21	13
	INDX	24	20	17

Standby Database Health DFD Production

Recovery lag for last 7 days



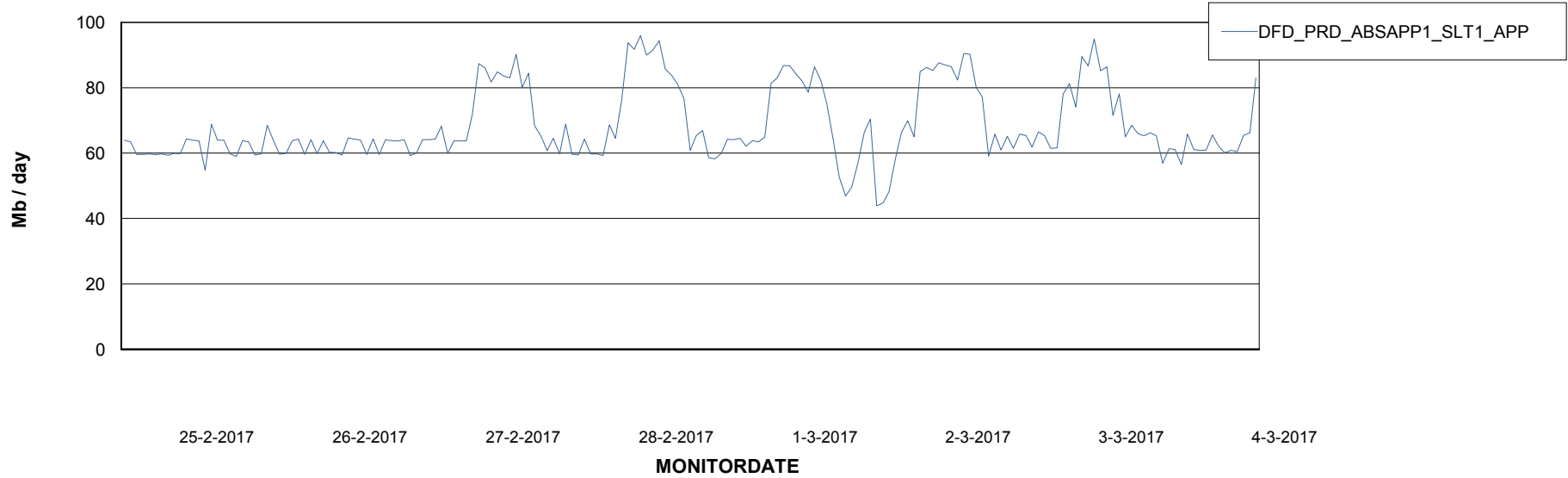
# Weekly SLA Customer Report

Customer DFD Production  
Database ID 39

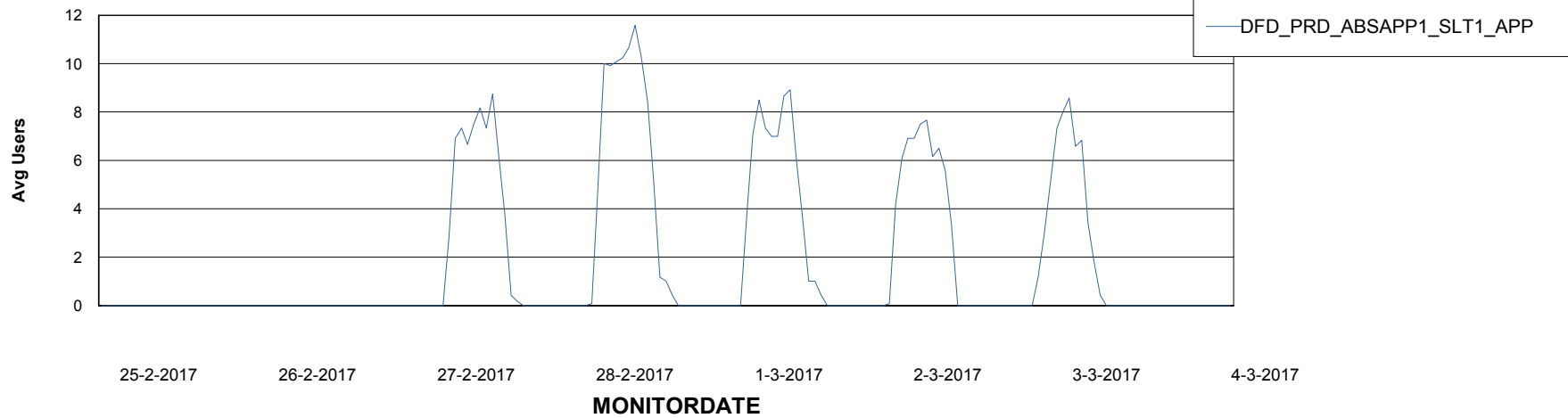


## ABSSolute Application Server Services

### Avg memory used per ABS Server Service



### Avg users per day per ABS server



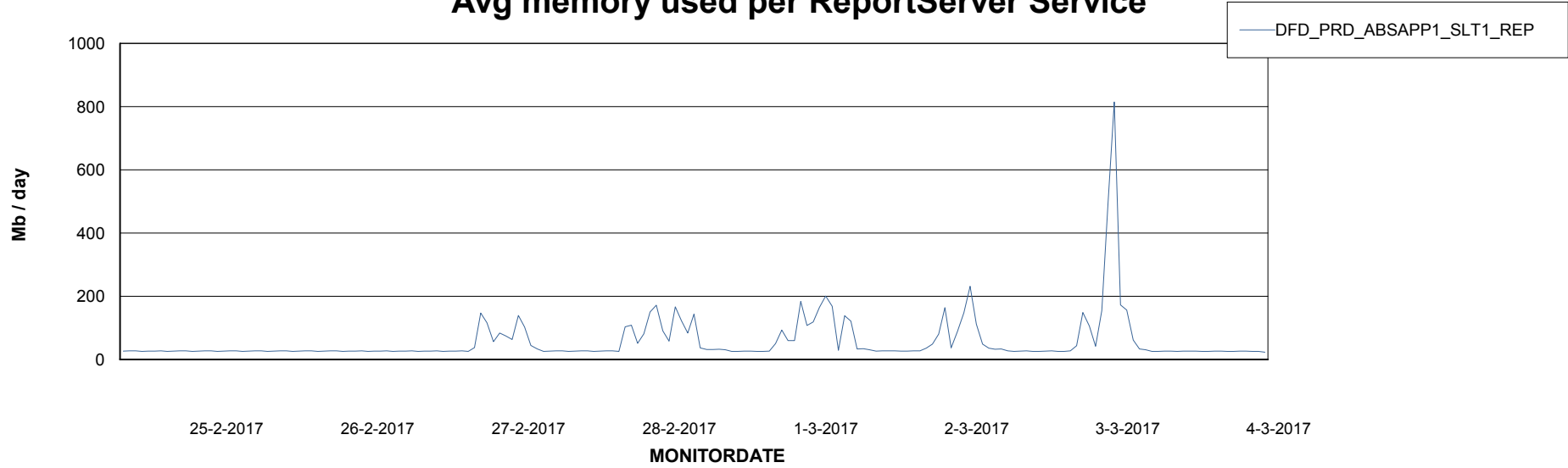
# Weekly SLA Customer Report

Customer DFD Production  
Database ID 39



## ABSSolute Application ReportServer Services

### Avg memory used per ReportServer Service



### Disaster per ABS component

