

# Weekly SLA Customer Report

Customer BCH Production  
Database ID 28



## Harddisk Usage BCH\_PRD\_ORCDB1

	Free disk space on c: (%)	Total disk space on c: (Gb)	Free disk space on d: (%)	Total disk space on d: (Gb)
4-3-2017	47	278	19	278
3-3-2017	47	278	19	278
2-3-2017	47	278	19	278
1-3-2017	47	278	20	278
28-2-2017	47	278	20	278
27-2-2017	47	278	20	278
26-2-2017	47	278	19	278

## Harddisk Usage BCH\_PRD\_ORCDB2

	Free disk space on c: (%)	Total disk space on c: (Gb)	Free disk space on d: (%)	Total disk space on d: (Gb)
4-3-2017	49	278	18	278
3-3-2017	49	278	18	278
2-3-2017	49	278	18	278
1-3-2017	49	278	19	278
28-2-2017	49	278	19	278
27-2-2017	49	278	19	278
26-2-2017	49	278	18	278

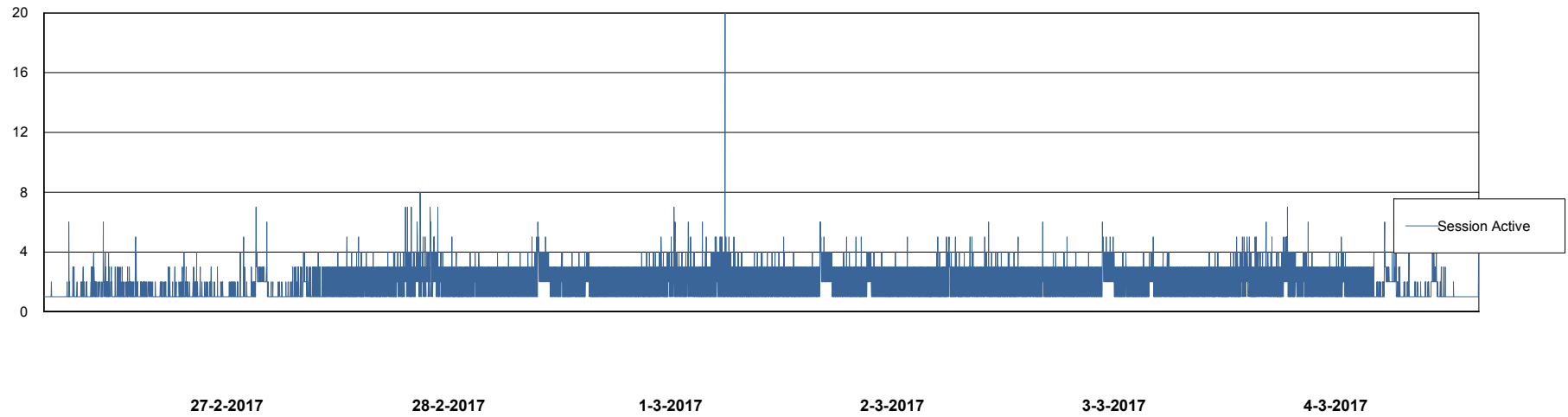
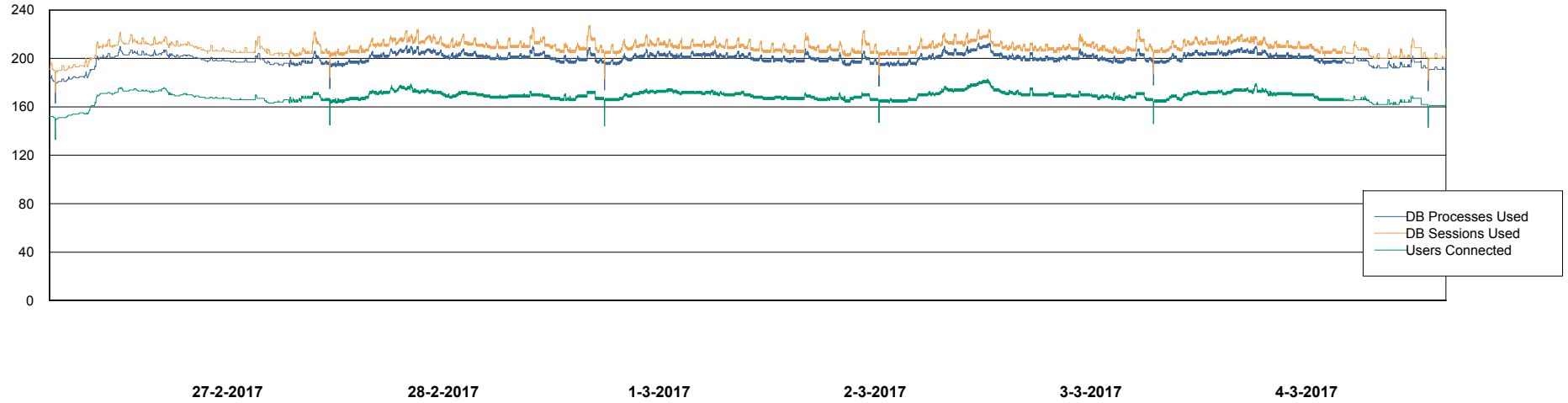
# Weekly SLA Customer Report

Customer BCH Production  
Database ID 28



## Database Performance BCHDB\_Production

DB Processes Max 600  
DB Sessions Max 928



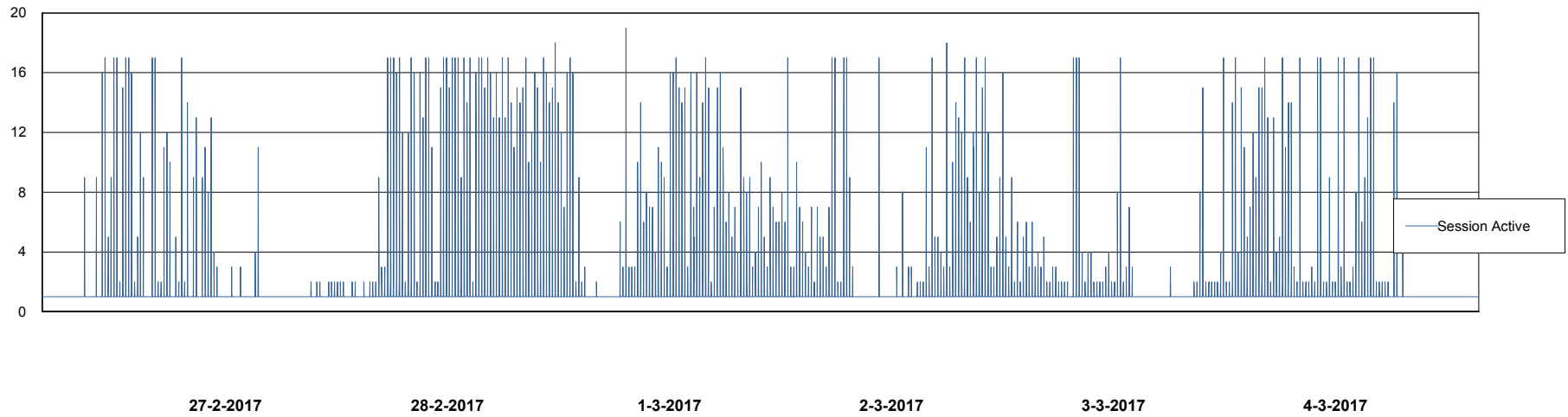
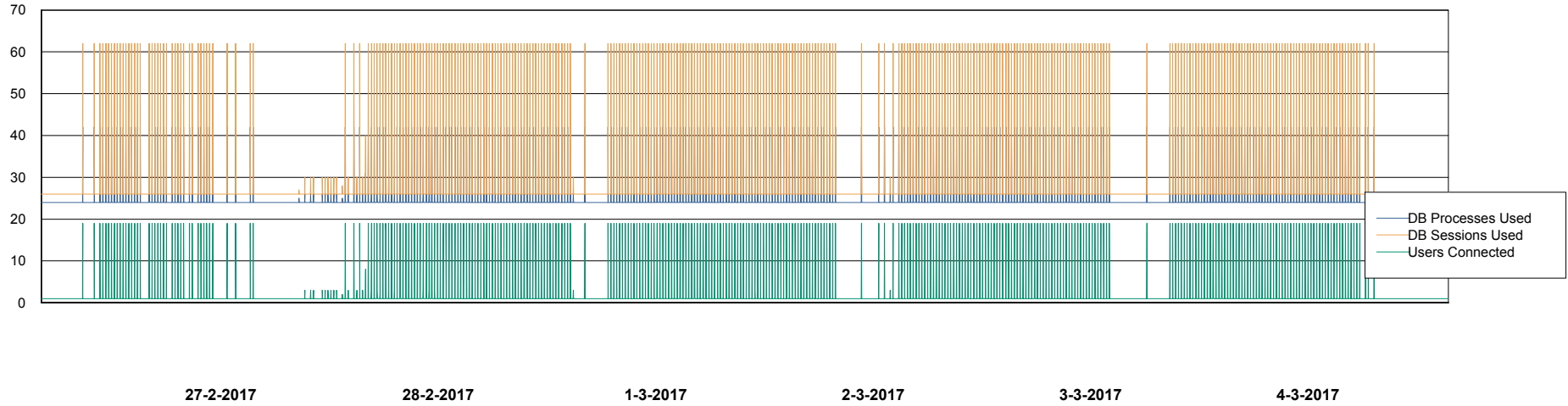
# Weekly SLA Customer Report

Customer BCH Production  
Database ID 28



## Database Performance BCHDB\_Standby

DB Processes Max 150  
DB Sessions Max 256



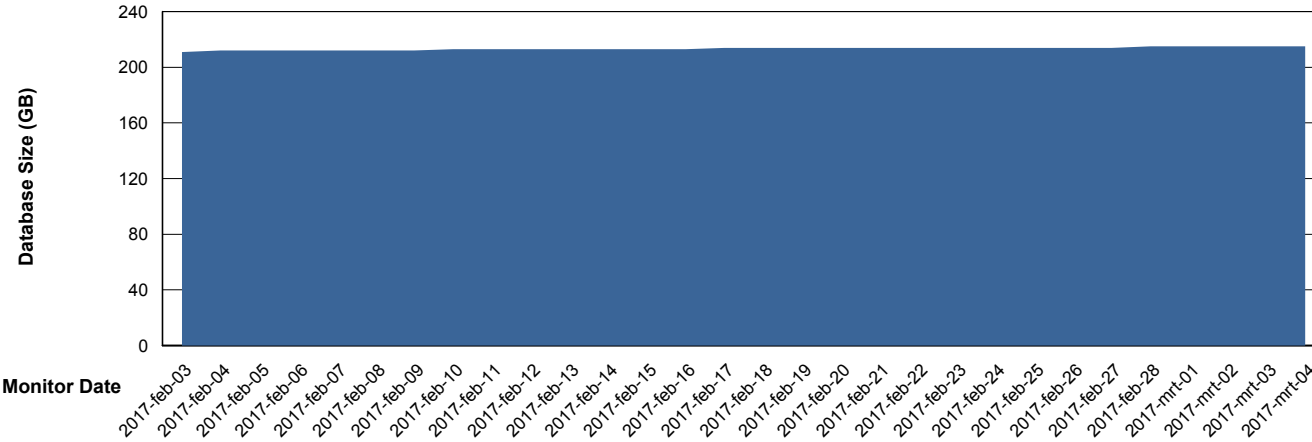
# Weekly SLA Customer Report

Customer BCH Production  
 Database ID 28



DATABASE SIZE BCHDB\_Production

## Database growth over last month



Database Tablespace BCHDB\_Production

Date	Tablespace Name	Filesize (Gb)	Usedsize (Gb)	Percentage free
4-3-2017	ABSDATA	44	38	14
	INDX	202	174	14
3-3-2017	ABSDATA	44	38	14
	INDX	202	174	14
2-3-2017	ABSDATA	44	38	14
	INDX	202	174	14
1-3-2017	ABSDATA	44	38	14
	INDX	202	174	14
28-2-2017	ABSDATA	44	38	14
	INDX	202	173	14
27-2-2017	ABSDATA	44	38	14
	INDX	202	173	14
26-2-2017	ABSDATA	44	38	14
	INDX	202	173	14

# Weekly SLA Customer Report

Customer BCH Production  
Database ID 28



Standby Database Health BCH Production

### Recovery lag for last 7 days

