

# Weekly SLA Customer Report

Customer PCO Production  
Database ID 44



## Harddisk Usage PCO\_PRD\_ORACLE1

	Free disk space on c: (%)	Total disk space on c: (Gb)	Free disk space on d: (%)	Total disk space on d: (Gb)
25-2-2017	60	279	25	838
24-2-2017	60	279	27	838
23-2-2017	60	279	28	838
22-2-2017	60	279	29	838
21-2-2017	60	279	34	838
20-2-2017	60	279	31	838
19-2-2017	60	279	28	838

## Harddisk Usage PCO\_PRD\_ORACLE2

	Free disk space on c: (%)	Total disk space on c: (Gb)	Free disk space on d: (%)	Total disk space on d: (Gb)
25-2-2017	72	279	39	838
24-2-2017	72	279	40	838
23-2-2017	72	279	40	838
22-2-2017	72	279	40	838
21-2-2017	72	279	41	838
20-2-2017	72	279	41	838
19-2-2017	72	279	42	838

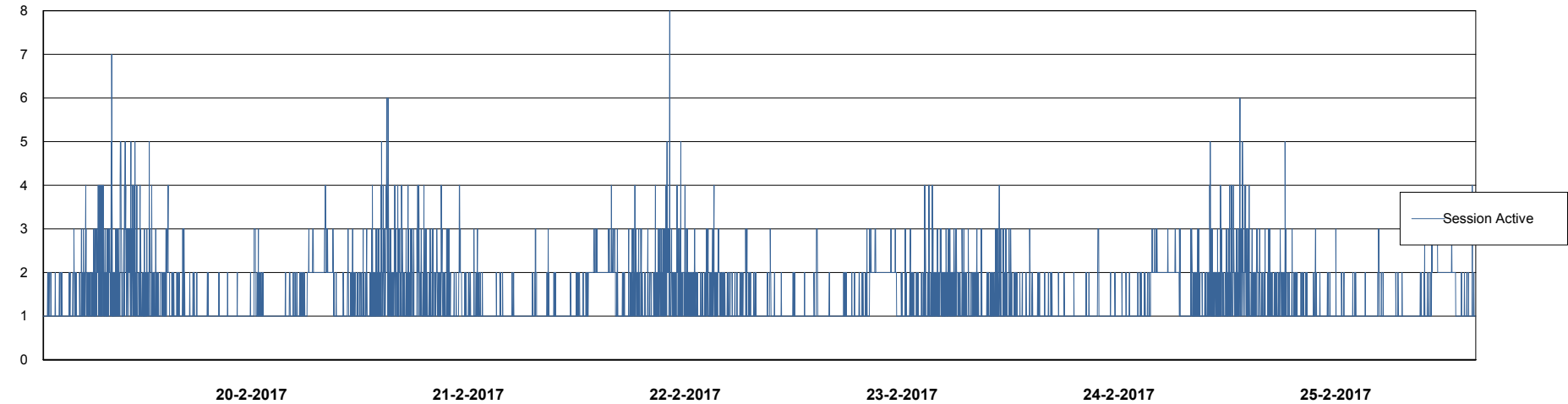
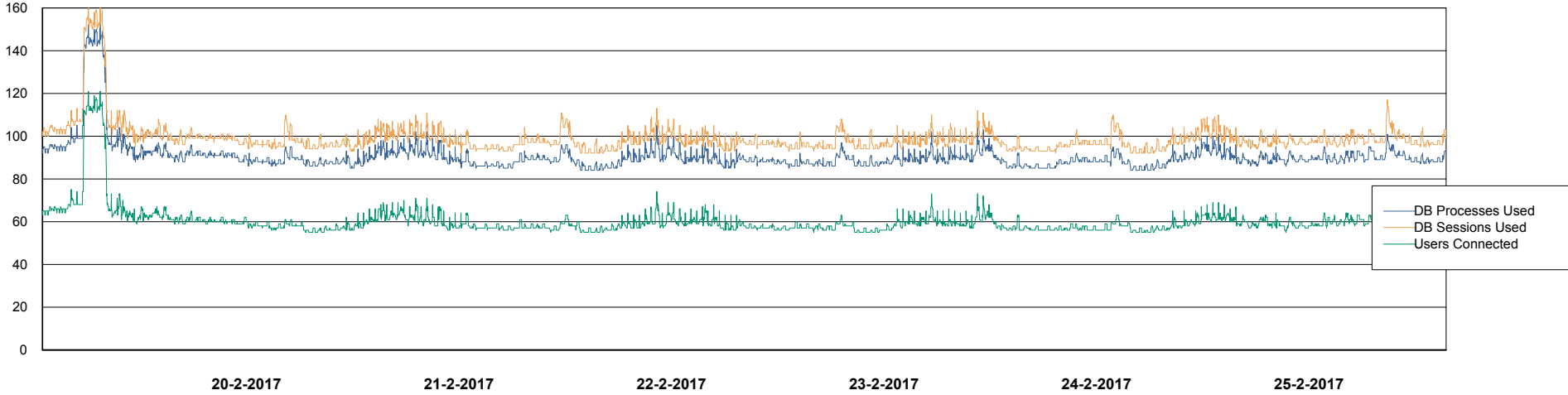
# Weekly SLA Customer Report

Customer PCO Production  
Database ID 44



## Database Performance PCODB\_Production

DB Processes Max 300  
DB Sessions Max 480



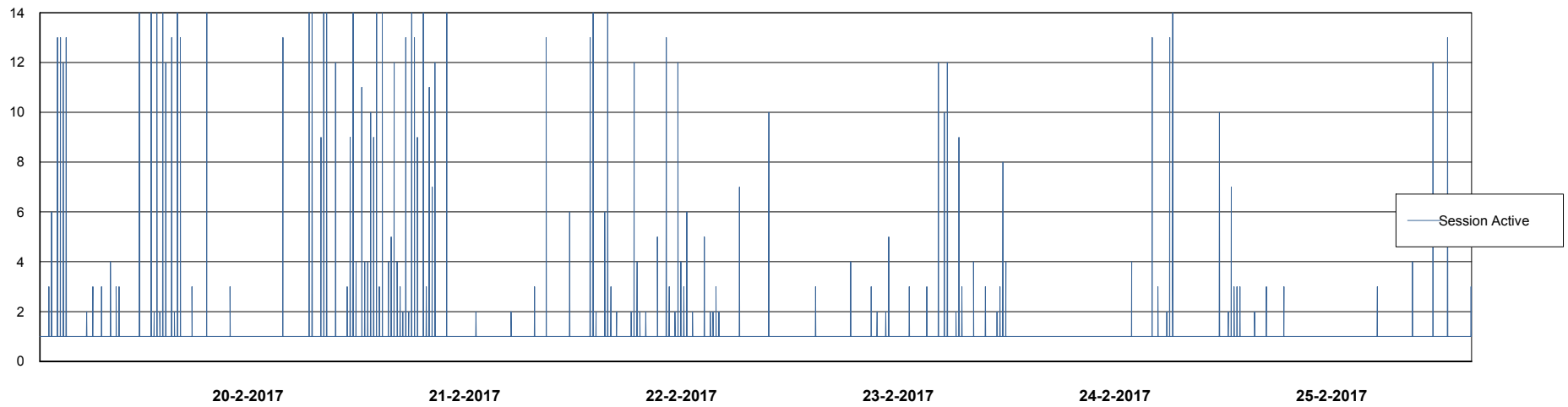
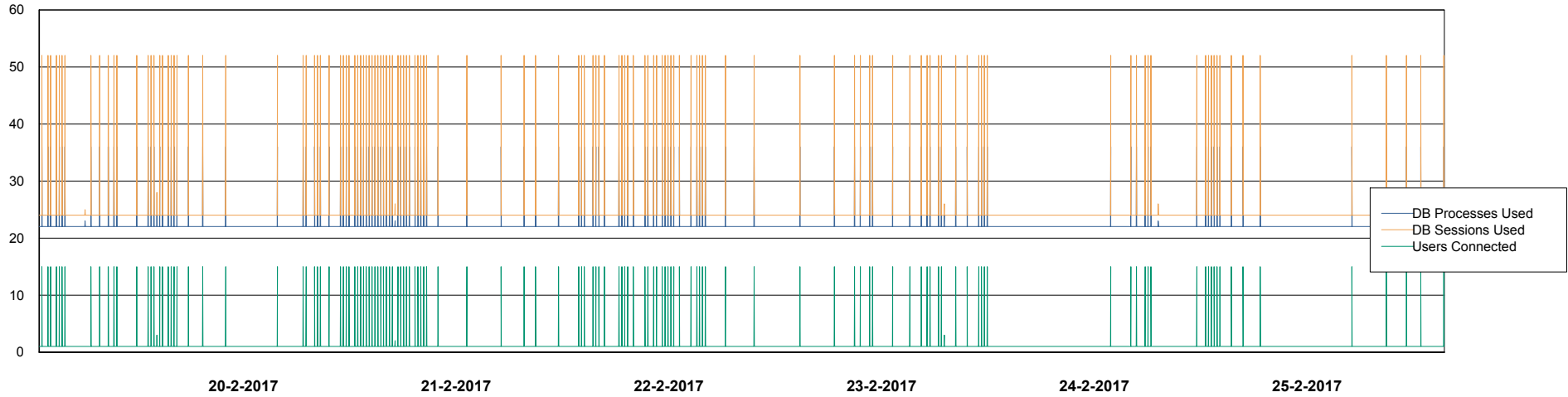
# Weekly SLA Customer Report

Customer PCO Production  
Database ID 44



## Database Performance PCODB\_Standby

DB Processes Max 520  
DB Sessions Max 804



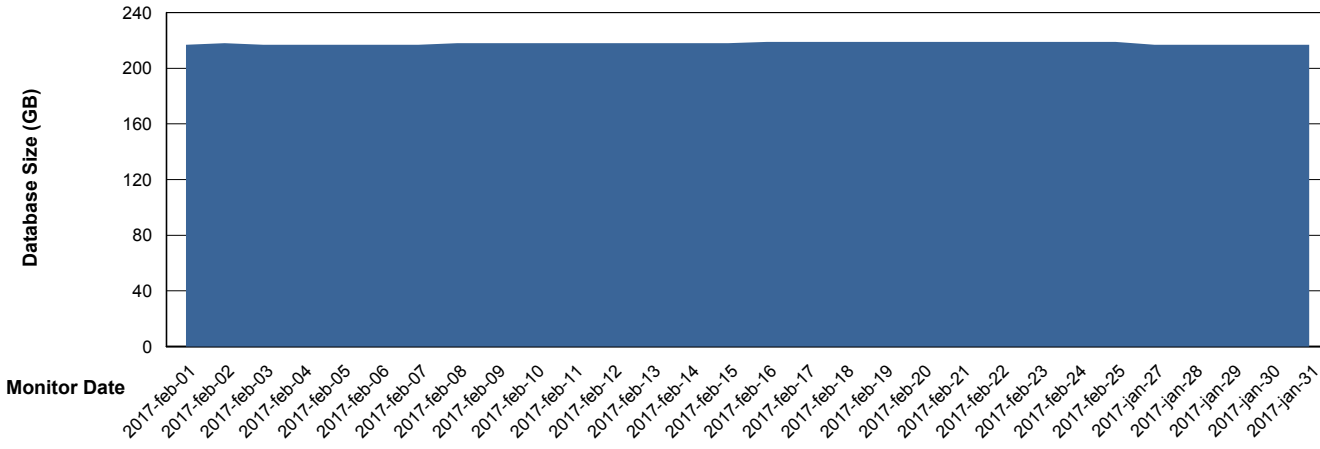
# Weekly SLA Customer Report

Customer PCO Production  
 Database ID 44



DATABASE SIZE PCODB\_Production

Database growth over last month



Database Tablespace PCODB\_Production

Date	Tablespace Name	Filesize (Gb)	Usedsize (Gb)	Percentage free
25-2-2017	ABSDATA	95	78	18
	INDX	165	139	16
24-2-2017	ABSDATA	95	78	18
	INDX	165	139	16
23-2-2017	ABSDATA	95	78	18
	INDX	165	139	16
22-2-2017	ABSDATA	95	78	18
	INDX	165	139	16
21-2-2017	ABSDATA	95	78	18
	INDX	165	139	16
20-2-2017	ABSDATA	95	78	18
	INDX	165	139	16
19-2-2017	ABSDATA	95	78	18
	INDX	165	139	16

# Weekly SLA Customer Report

Customer PCO Production  
Database ID 44



Standby Database Health      PCO Production

### Recovery lag for last 7 days

