

Weekly SLA Customer Report

Customer CSC_Production
 Database ID 50



Harddisk Usage CSC_PRD_ABS01

	Free disk space on c: (%)	Total disk space on c: (Gb)	Free disk space on d: (%)	Total disk space on d: (Gb)
25-2-2017	18	110	54	210
24-2-2017	19	110	54	210
23-2-2017	19	110	54	210
22-2-2017	19	110	54	210
21-2-2017	19	110	54	210
20-2-2017	19	110	54	210
19-2-2017	19	110	54	210

Harddisk Usage CSC_PRD_ABS02

	Free disk space on c: (%)	Total disk space on c: (Gb)
25-2-2017	36	80
24-2-2017	36	80
23-2-2017	36	80
22-2-2017	36	80
21-2-2017	35	80
20-2-2017	15	80
19-2-2017	15	80

Weekly SLA Customer Report

Customer CSC_Production
Database ID 50



Harddisk Usage CSC_PRD_SRV_Primary

	Free disk space on c: (%)	Total disk space on c: (Gb)	Free disk space on d: (%)	Total disk space on d: (Gb)	Free disk space on e: (%)	Total disk space on e: (Gb)
25-2-2017	79	150	80	600	58	900
24-2-2017	79	150	80	600	59	900
23-2-2017	79	150	80	600	56	900
22-2-2017	79	150	80	600	57	900
21-2-2017	79	150	80	600	58	900
20-2-2017	79	150	80	600	58	900
19-2-2017	79	150	80	600	59	900

Harddisk Usage CSC_PRD_SRV_Standby

	Free disk space on c: (%)	Total disk space on c: (Gb)	Free disk space on d: (%)	Total disk space on d: (Gb)	Free disk space on e: (%)	Total disk space on e: (Gb)
25-2-2017	82	150	80	600	62	700
24-2-2017	82	150	80	600	62	700
23-2-2017	82	150	80	600	62	700
22-2-2017	82	150	80	600	62	700
21-2-2017	82	150	80	600	62	700
20-2-2017	82	150	80	600	62	700
19-2-2017	82	150	80	600	62	700

Weekly SLA Customer Report

Customer CSC_Production
 Database ID 50



Harddisk Usage CSC_PRD_WEBSRV

		Total disk space on c: (Gb)
25-2-2017	39	59
24-2-2017	39	59
23-2-2017	39	59
22-2-2017	39	59
21-2-2017	39	59
20-2-2017	39	59
19-2-2017	39	59

Harddisk Usage CSC_SRV_DB_ABS

	Free disk space on c: (%)	Total disk space on c: (Gb)	Free disk space on d: (%)	Total disk space on d: (Gb)	Free disk space on e: (%)	Total disk space on e: (Gb)
25-2-2017	54	145	8	294	42	679
24-2-2017	54	145	8	294	46	679
23-2-2017	54	145	8	294	38	679
22-2-2017	54	145	8	294	46	679
21-2-2017	54	145	8	294	40	679
20-2-2017	54	145	8	294	48	679
19-2-2017	54	145	8	294	51	679

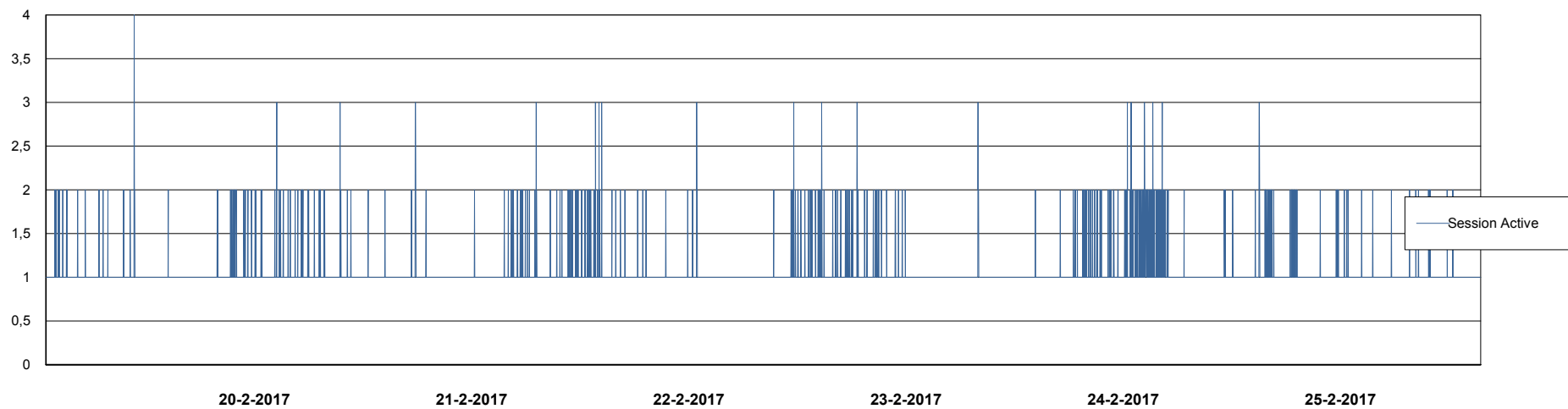
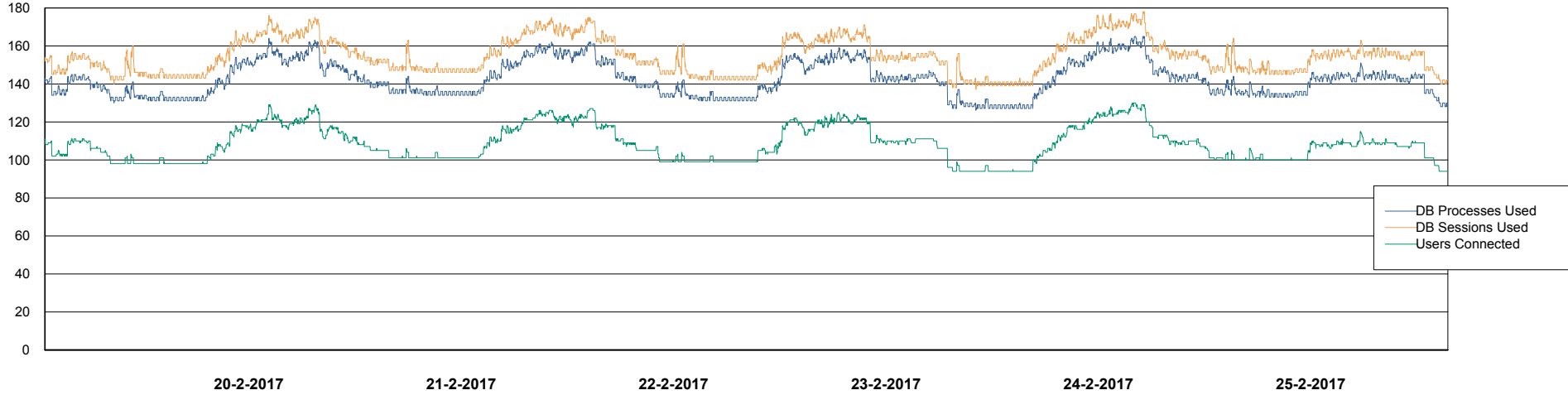
Weekly SLA Customer Report

Customer CSC_Production
Database ID 50



Database Performance CSCDB_Production

DB Processes Max 500
DB Sessions Max 800



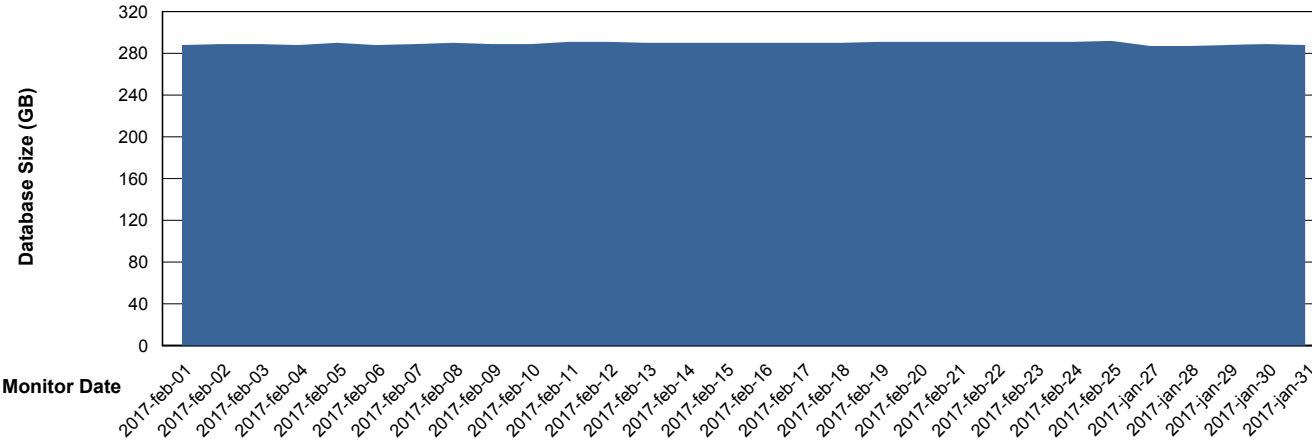
Weekly SLA Customer Report

Customer CSC_Production
 Database ID 50



DATABASE SIZE CSCDB_Production

Database growth over last month



Database Tablespace CSCDB_Production

Date	Tablespace Name	Filesize (Gb)	Usedsize (Gb)	Percentage free
25-2-2017	ABSDATA	104	94	10
	INDX	216	191	12
24-2-2017	ABSDATA	104	94	10
	INDX	216	191	12
23-2-2017	ABSDATA	104	94	10
	INDX	216	191	12
22-2-2017	ABSDATA	104	94	10
	INDX	216	191	12
21-2-2017	ABSDATA	104	94	10
	INDX	216	191	12
20-2-2017	ABSDATA	104	94	10
	INDX	216	191	12
19-2-2017	ABSDATA	104	94	10
	INDX	216	191	12

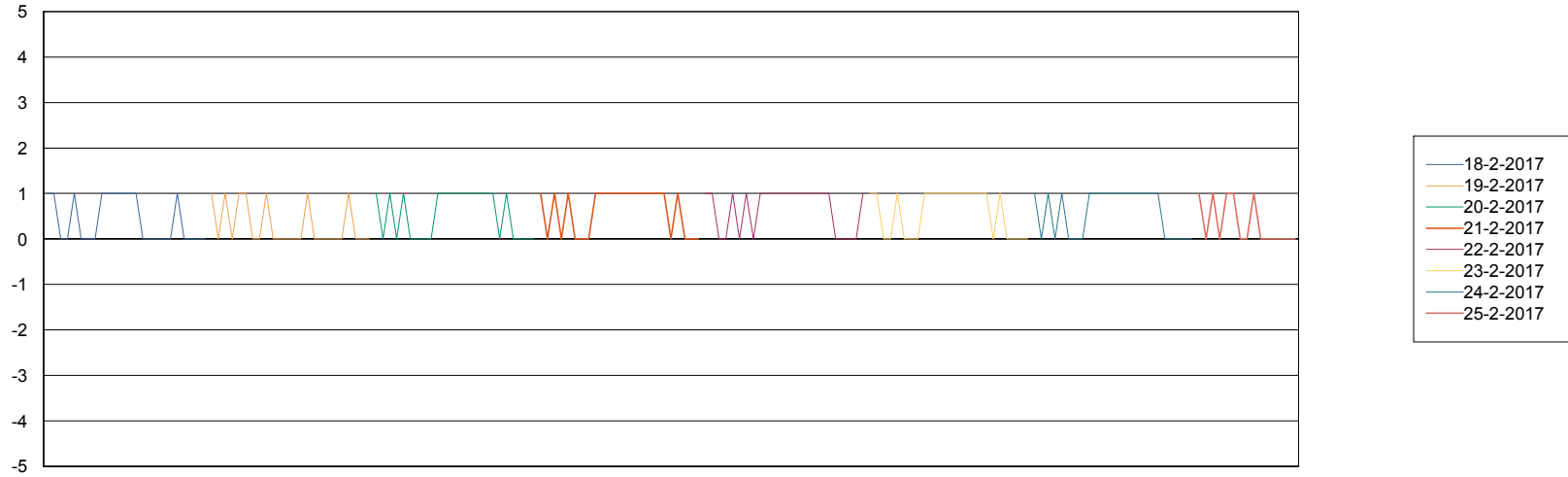
Weekly SLA Customer Report

Customer CSC_Production
Database ID 50



Standby Database Health CSC_Production

Recovery lag for last 7 days




Weekly SLA Customer Report

Customer CSC_Production
Database ID 50

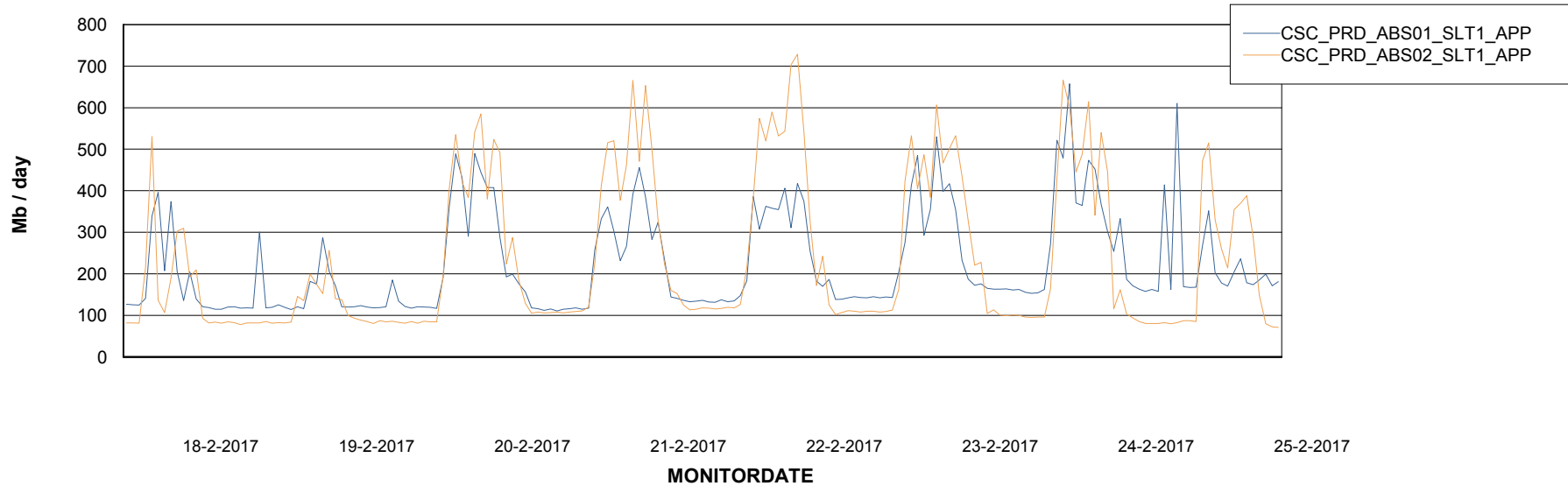


ABSSolute Application Server Services

Disaster per ABS Server



Avg memory used per ABS Server Service



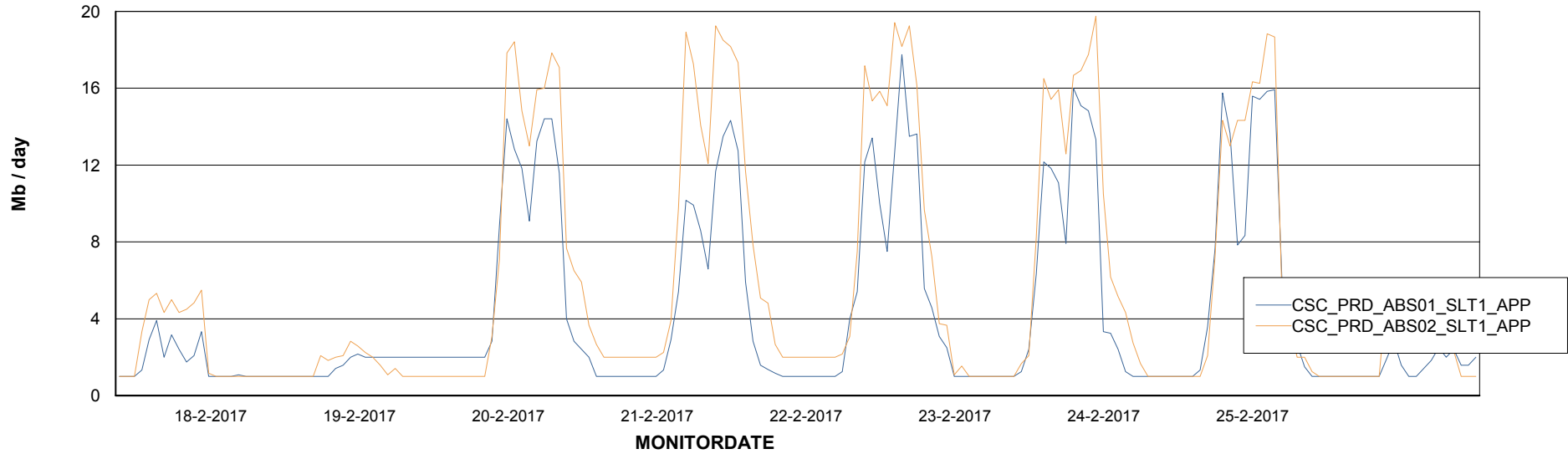
Weekly SLA Customer Report

Customer CSC_Production
Database ID 50



ABSSolute Application Server Services

Avg memory used per ABS Web component




Weekly SLA Customer Report

Customer CSC_Production
Database ID 50

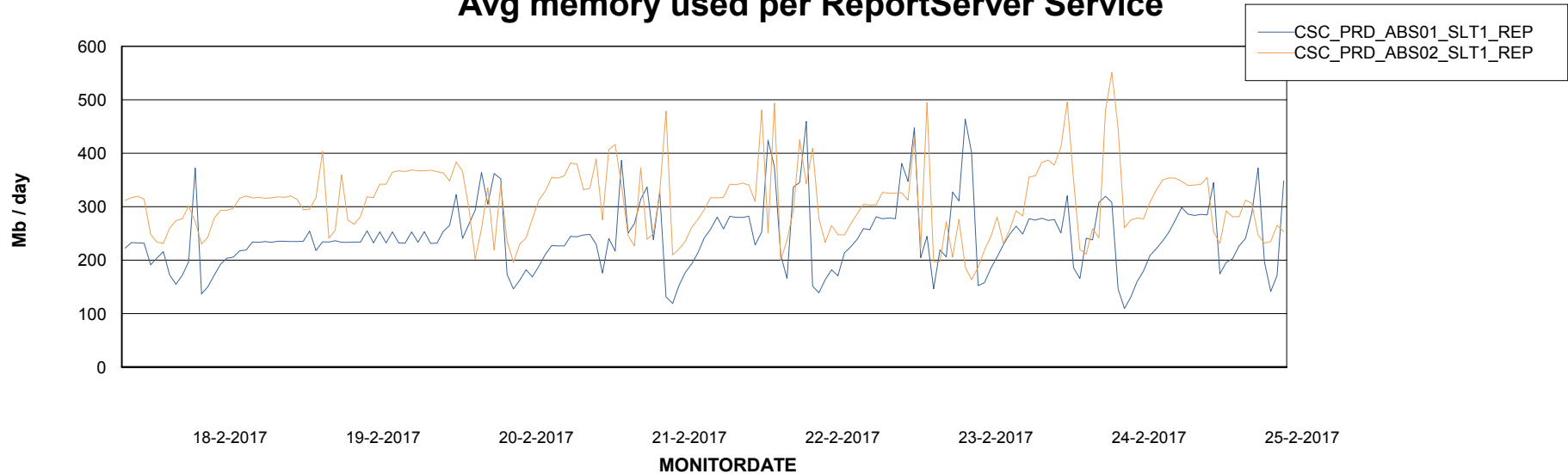


ABSSolute Application ReportServer Services

Disaster per ReportServer



Avg memory used per ReportServer Service



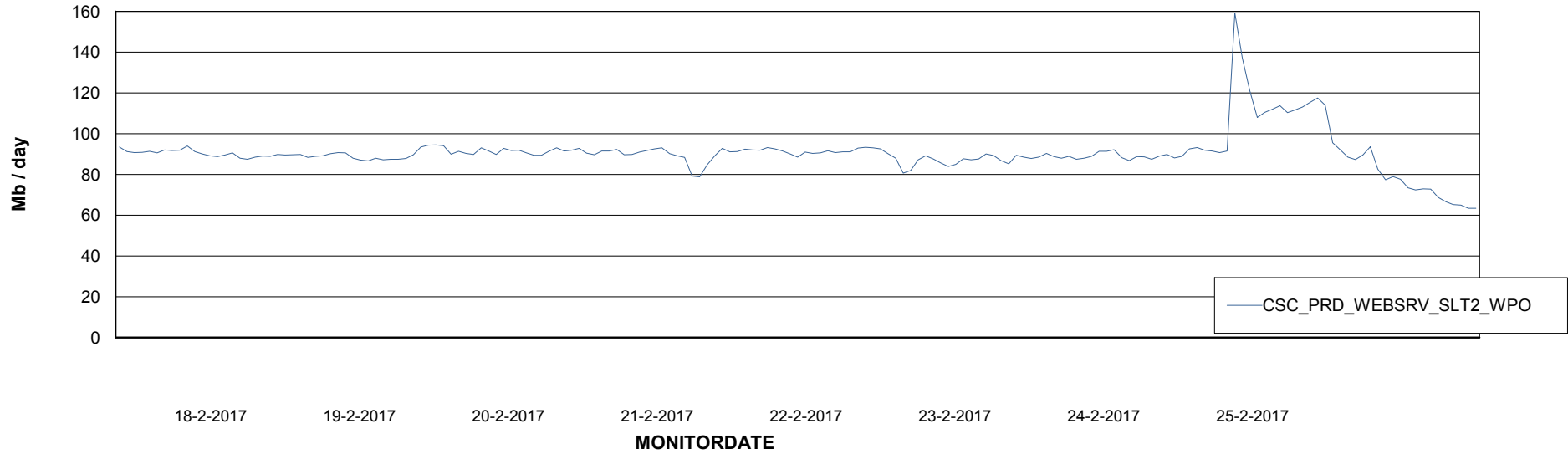
Weekly SLA Customer Report

Customer CSC_Production
Database ID 50



ABSolute Web Component Services

Avg memory used per ABS Web component



Weekly SLA Customer Report

Customer CSC_Production
Database ID 50



Disaster per ABS component

