

Weekly SLA Customer Report

Customer BCH Production
Database ID 28



Harddisk Usage BCH_PRD_ORCDB1

	Free disk space on c: (%)	Total disk space on c: (Gb)	Free disk space on d: (%)	Total disk space on d: (Gb)
25-2-2017	47	278	19	278
24-2-2017	47	278	19	278
23-2-2017	47	278	19	278
22-2-2017	47	278	19	278
21-2-2017	47	278	20	278
20-2-2017	47	278	19	278
19-2-2017	47	278	18	278

Harddisk Usage BCH_PRD_ORCDB2

	Free disk space on c: (%)	Total disk space on c: (Gb)	Free disk space on d: (%)	Total disk space on d: (Gb)
25-2-2017	49	278	18	278
24-2-2017	49	278	18	278
23-2-2017	49	278	18	278
22-2-2017	49	278	18	278
21-2-2017	49	278	18	278
20-2-2017	49	278	18	278
19-2-2017	49	278	17	278

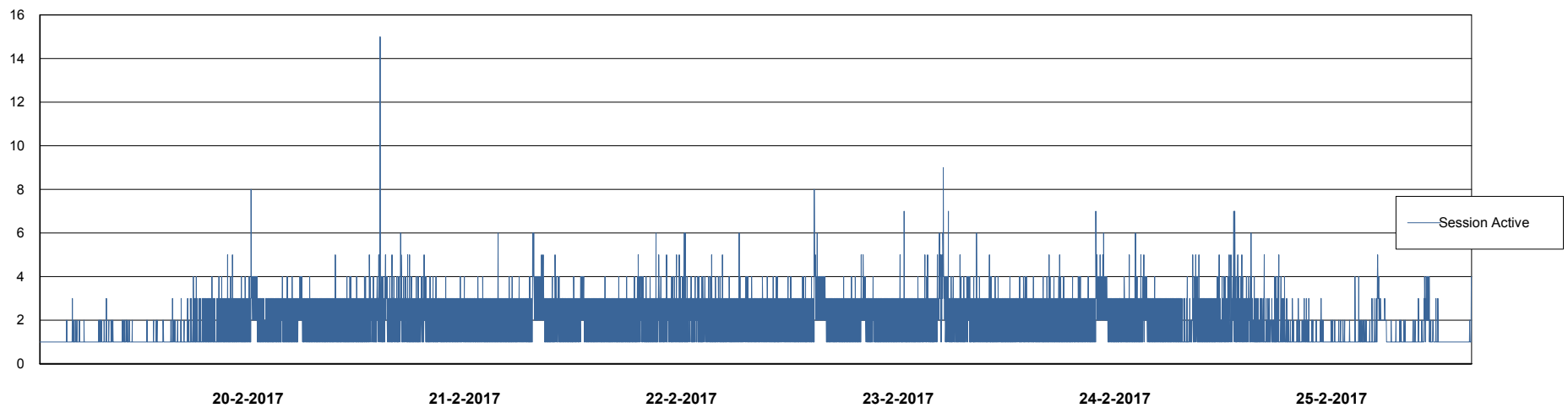
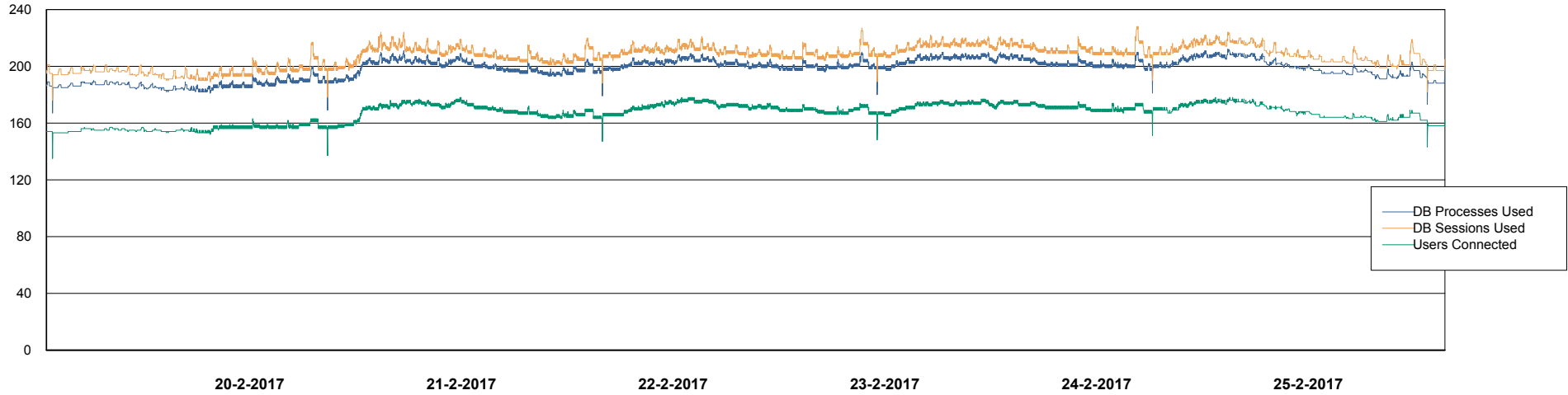
Weekly SLA Customer Report

Customer BCH Production
Database ID 28



Database Performance BCHDB_Production

DB Processes Max 600
DB Sessions Max 928



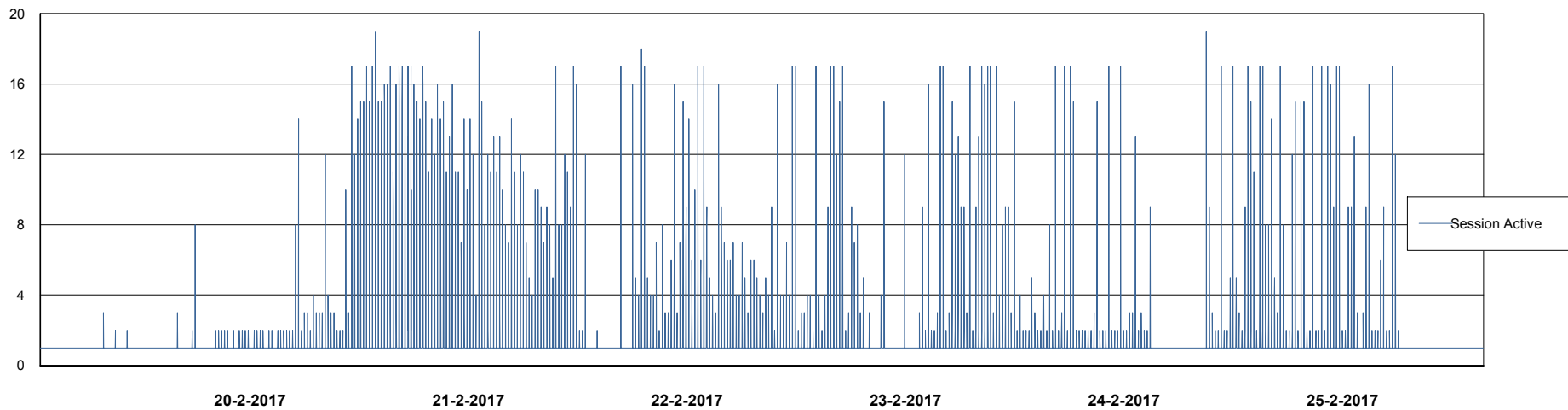
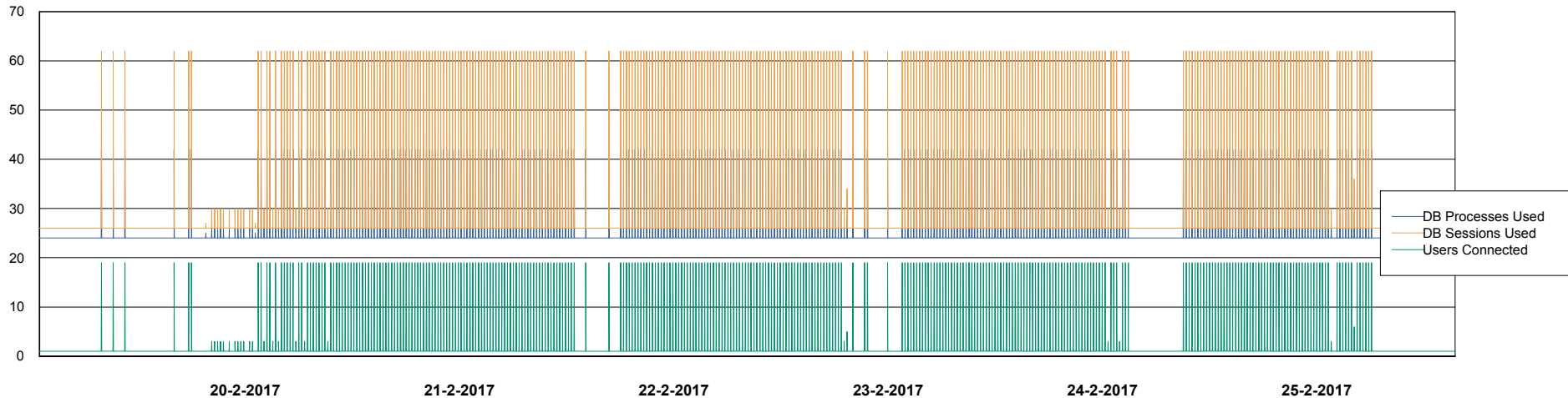
Weekly SLA Customer Report

Customer BCH Production
Database ID 28



Database Performance BCHDB_Standby

DB Processes Max 150
DB Sessions Max 256



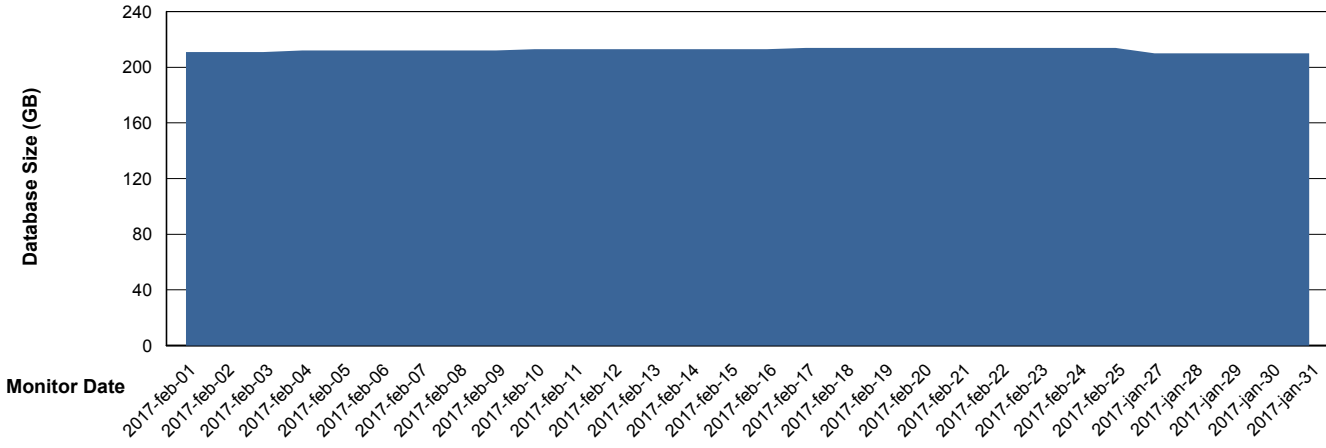
Weekly SLA Customer Report

Customer BCH Production
 Database ID 28



DATABASE SIZE BCHDB_Production

Database growth over last month



Database Tablespace BCHDB_Production

Date	Tablespace Name	Filesize (Gb)	Usedsize (Gb)	Percentage free
25-2-2017	ABSDATA	44	38	14
	INDX	202	173	14
24-2-2017	ABSDATA	44	38	14
	INDX	202	173	14
23-2-2017	ABSDATA	44	38	14
	INDX	202	173	14
22-2-2017	ABSDATA	44	38	14
	INDX	202	173	14
21-2-2017	ABSDATA	44	38	14
	INDX	202	173	14
20-2-2017	ABSDATA	44	38	14
	INDX	202	173	14
19-2-2017	ABSDATA	44	38	14
	INDX	202	173	14

Weekly SLA Customer Report

Customer BCH Production
Database ID 28



Standby Database Health BCH Production

Recovery lag for last 7 days

