

Weekly SLA Customer Report

Customer DFD Production
Database ID 39



Harddisk Usage DFD_PRD_BI1

	Free disk space on c: (%)	Total disk space on c: (Gb)	Free disk space on e: (%)	Total disk space on e: (Gb)
18-2-2017	34	50	16	100
17-2-2017	34	50	16	100
16-2-2017	34	50	16	100
15-2-2017	34	50	16	100
14-2-2017	34	50	16	100
13-2-2017	34	50	16	100
12-2-2017	34	50	16	100

Harddisk Usage DFD_PRD_ORACLE1

	Free disk space on c: (%)	Total disk space on c: (Gb)	Free disk space on d: (%)	Total disk space on d: (Gb)	Free disk space on e: (%)	Total disk space on e: (Gb)	Free disk space on f: (%)	Total disk space on f: (Gb)
18-2-2017	46	78	74	479	43	400	79	800
17-2-2017	46	78	74	479	43	400	79	800
16-2-2017	46	78	74	479	44	400	79	800
15-2-2017	46	78	74	479	44	400	79	800
14-2-2017	46	78	73	479	44	400	78	800
13-2-2017	46	78	73	479	45	400	78	800
12-2-2017	46	78	74	479	45	400	79	800

Weekly SLA Customer Report

Customer DFD Production
Database ID 39



Harddisk Usage DFD_PRD_ORACLE2

	Free disk space on c: (%)	Total disk space on c: (Gb)	Free disk space on d: (%)	Total disk space on d: (Gb)	Free disk space on e: (%)	Total disk space on e: (Gb)	Free disk space on f: (%)	Total disk space on f: (Gb)
18-2-2017	16	78	71	479	46	800	66	800
17-2-2017	16	78	71	479	46	800	66	800
16-2-2017	16	78	71	479	46	800	66	800
15-2-2017	16	78	71	479	46	800	66	800
14-2-2017	16	78	71	479	46	800	66	800
13-2-2017	16	78	71	479	46	800	66	800
12-2-2017	16	78	71	479	46	800	66	800

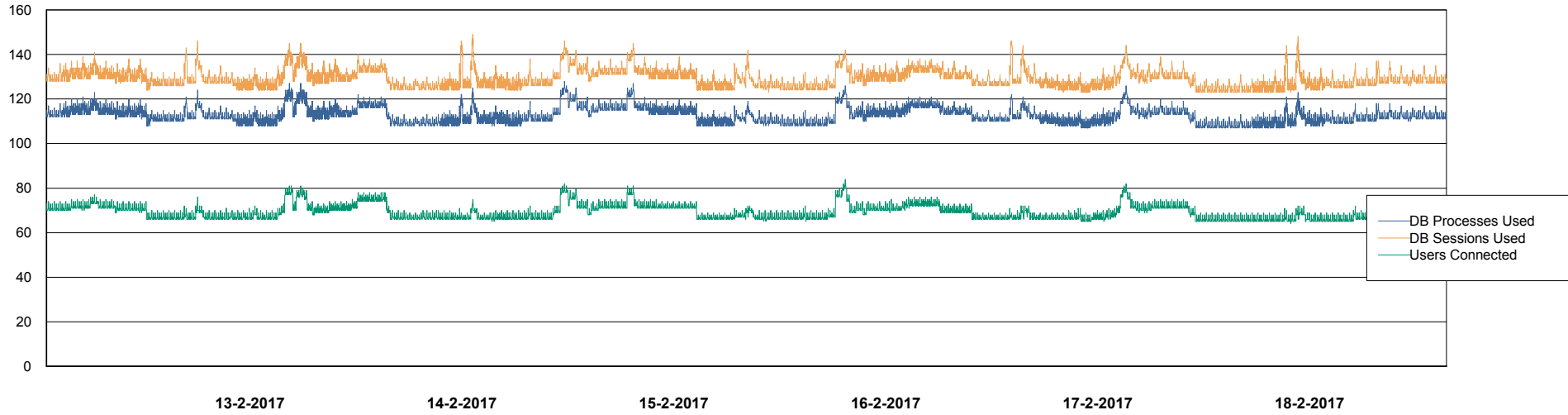
Weekly SLA Customer Report

Customer DFD Production
Database ID 39



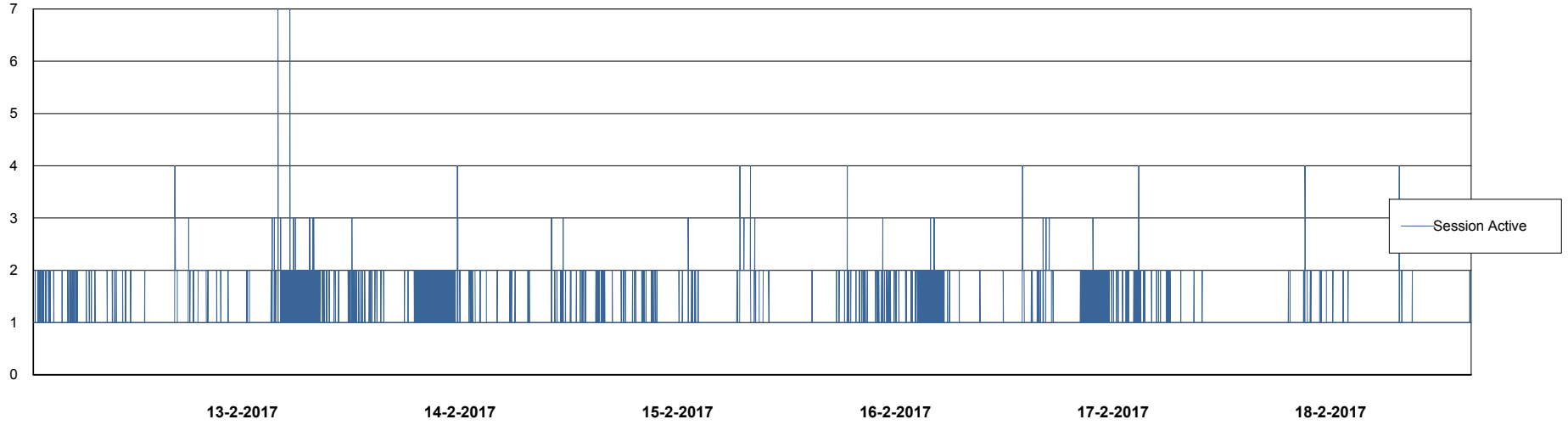
Database Performance DFDDDB_Production

DB Processes Max 600
DB Sessions Max 928



Weekly SLA Customer Report

Customer DFD Production
Database ID 39



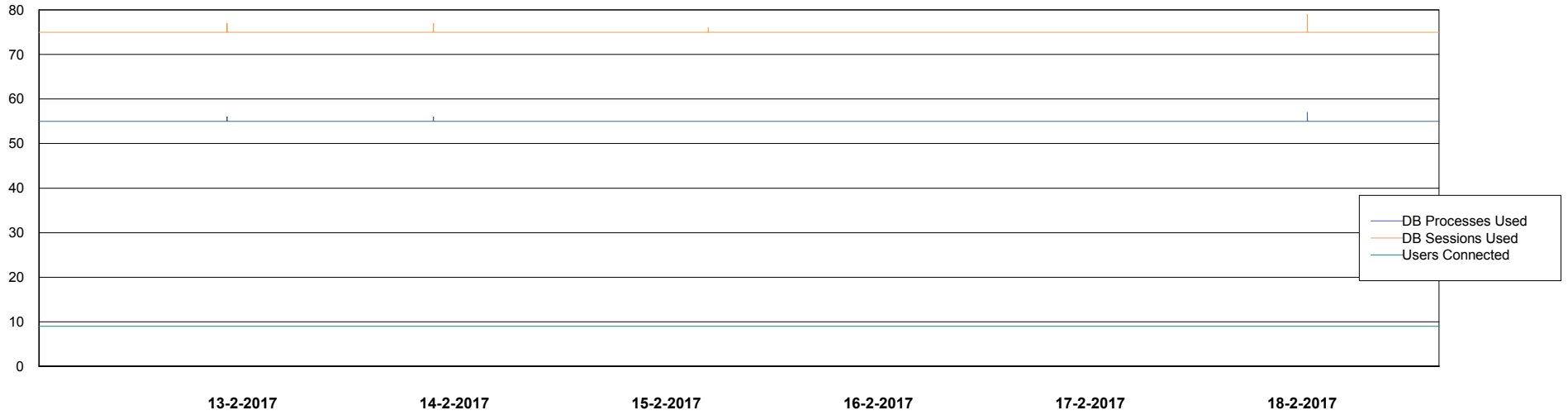
Weekly SLA Customer Report

Customer DFD Production
Database ID 39



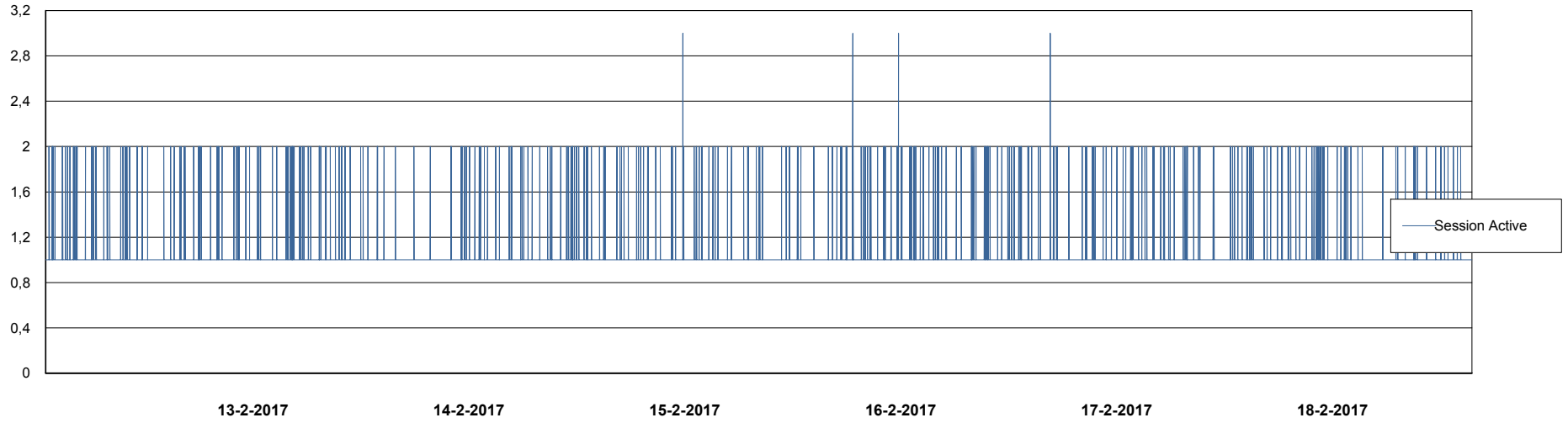
Database Performance DFDDB_Standby

DB Processes Max 600
DB Sessions Max 928



Weekly SLA Customer Report

Customer DFD Production
Database ID 39



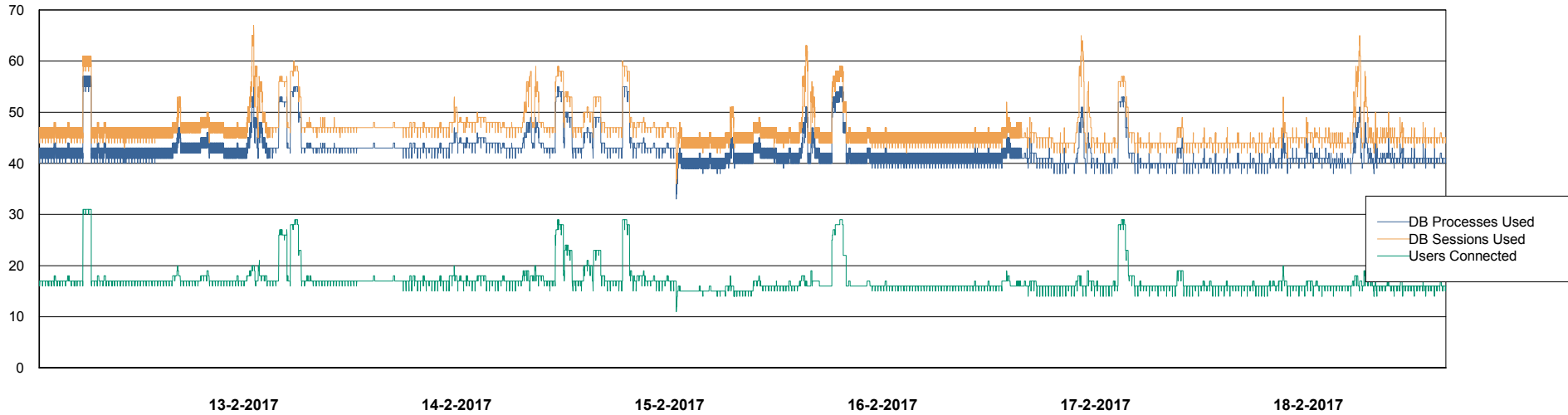
Weekly SLA Customer Report

Customer DFD Production
Database ID 39



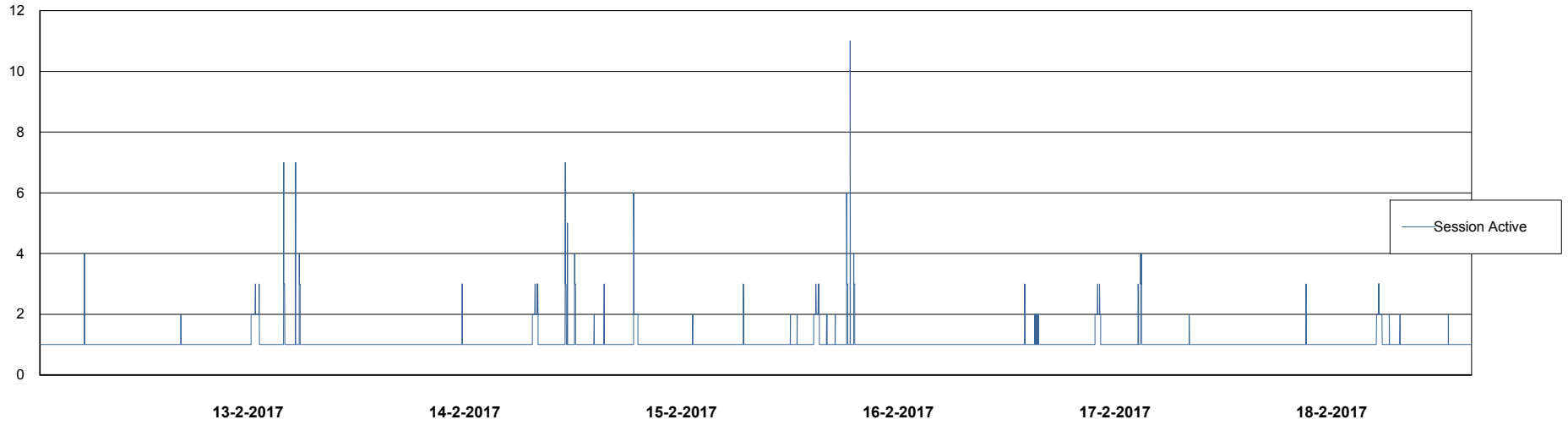
Database Performance DFDDDBBI_Production

DB Processes Max 500
DB Sessions Max 772



Weekly SLA Customer Report

Customer DFD Production
Database ID 39



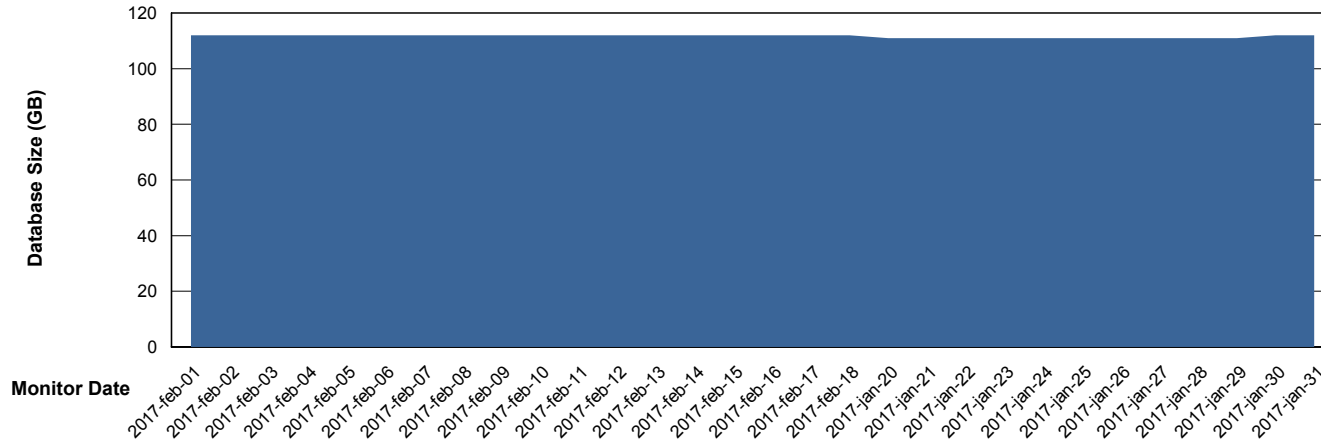
Weekly SLA Customer Report

Customer DFD Production
Database ID 39



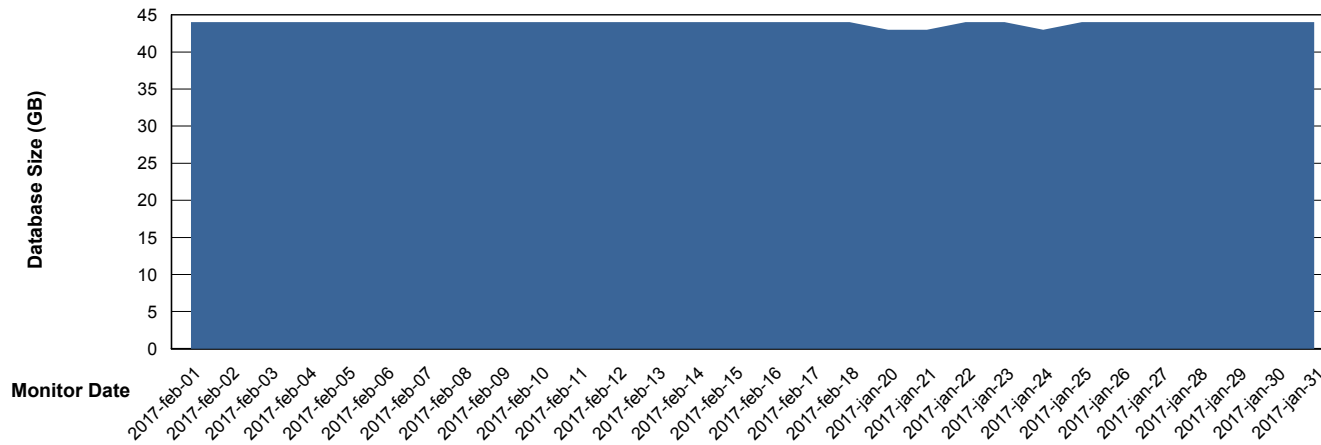
DATABASE SIZE DFDDDB_Production

Database growth over last month



DATABASE SIZE DFDDDBI_Production

Database growth over last month



Weekly SLA Customer Report

Customer DFD Production
Database ID 39



Database Tablespace		DFDDB_Production		
Date	Tablespace Name	Filesize (Gb)	Usedsize (Gb)	Percentage free
18-2-2017	ABSDATA	44	34	23
	INDX	94	77	18
17-2-2017	ABSDATA	44	34	23
	INDX	94	77	18
16-2-2017	ABSDATA	44	34	23
	INDX	94	77	18
15-2-2017	ABSDATA	44	33	25
	INDX	94	77	18
14-2-2017	ABSDATA	44	33	25
	INDX	94	77	18
13-2-2017	ABSDATA	44	33	25
	INDX	94	76	19
12-2-2017	ABSDATA	44	33	25
	INDX	94	76	19

Weekly SLA Customer Report

Customer DFD Production
 Database ID 39



Database Tablespace DFDDDBBI_Production

Date	Tablespace Name	Filesize (Gb)	Usedsize (Gb)	Percentage free
18-2-2017	ABSDATA	24	21	13
	INDX	24	20	17
17-2-2017	ABSDATA	24	21	13
	INDX	24	20	17
16-2-2017	ABSDATA	24	21	13
	INDX	24	20	17
15-2-2017	ABSDATA	24	21	13
	INDX	24	20	17
14-2-2017	ABSDATA	24	21	13
	INDX	24	20	17
13-2-2017	ABSDATA	24	21	13
	INDX	24	20	17
12-2-2017	ABSDATA	24	21	13
	INDX	24	20	17

Standby Database Health DFD Production

Recovery lag for last 7 days



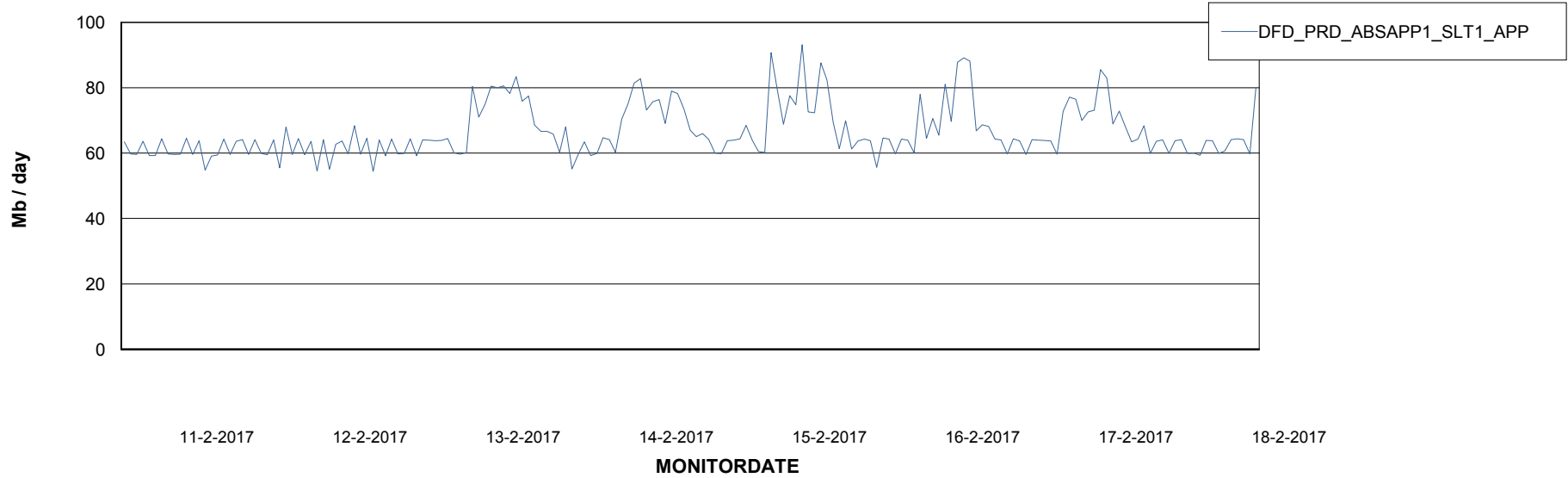
Weekly SLA Customer Report

Customer DFD Production
Database ID 39

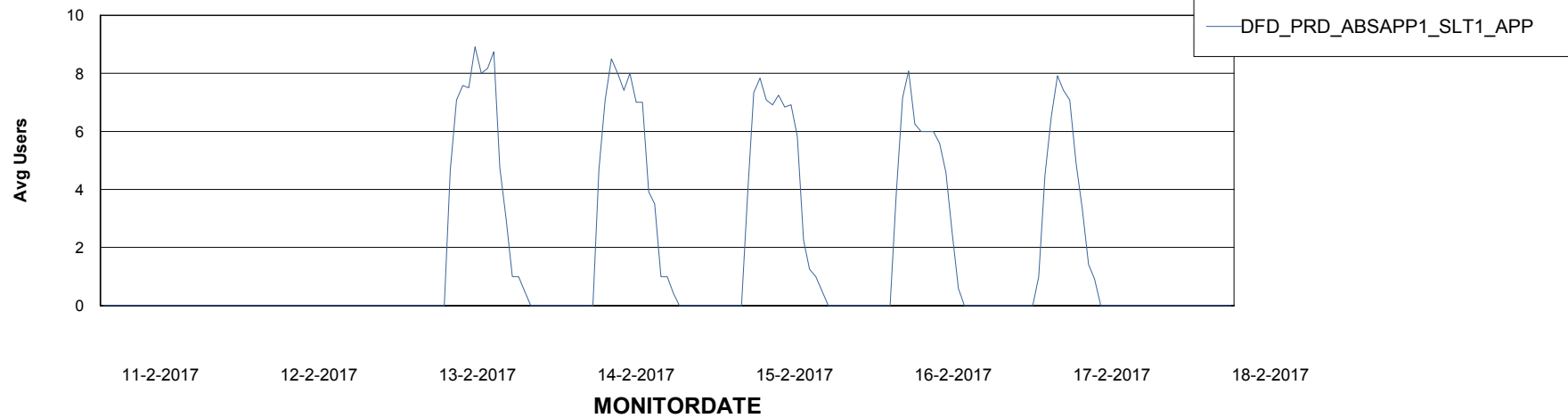


ABSSolute Application Server Services

Avg memory used per ABS Server Service



Avg users per day per ABS server



Weekly SLA Customer Report

Customer DFD Production
Database ID 39



ABSSolute Application ReportServer Services

Avg memory used per ReportServer Service

