

Weekly SLA Customer Report

Customer PCO Production
Database ID 44



Harddisk Usage PCO_PRD_ORACLE1

	Free disk space on c: (%)	Total disk space on c: (Gb)	Free disk space on d: (%)	Total disk space on d: (Gb)
11-2-2017	60	279	28	838
10-2-2017	60	279	30	838
9-2-2017	60	279	30	838
8-2-2017	60	279	25	838
7-2-2017	60	279	23	838
6-2-2017	60	279	22	838
5-2-2017	60	279	18	838

Harddisk Usage PCO_PRD_ORACLE2

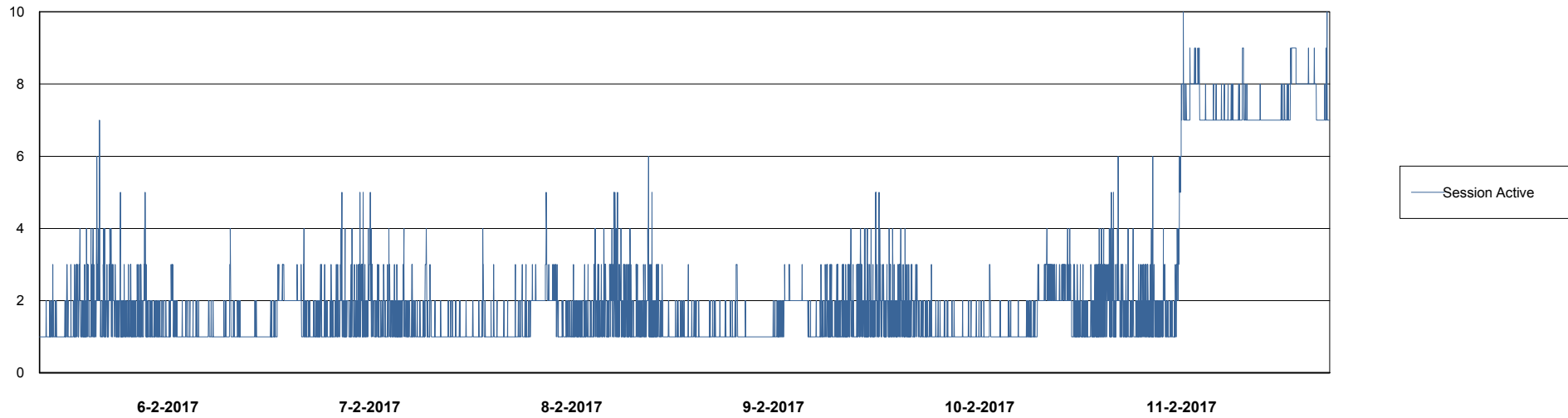
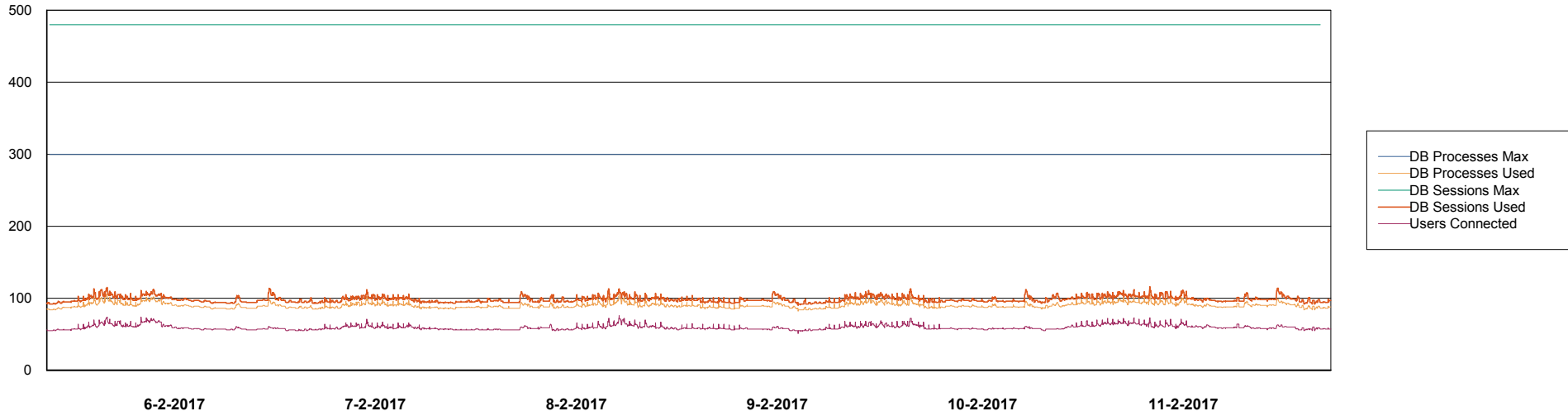
	Free disk space on c: (%)	Total disk space on c: (Gb)	Free disk space on d: (%)	Total disk space on d: (Gb)
11-2-2017	72	279	45	838
10-2-2017	72	279	46	838
9-2-2017	73	279	46	838
8-2-2017	73	279	47	838
7-2-2017	73	279	47	838
6-2-2017	73	279	47	838
5-2-2017	73	279	48	838

Weekly SLA Customer Report

Customer PCO Production
Database ID 44



Database Performance PCODB_Production

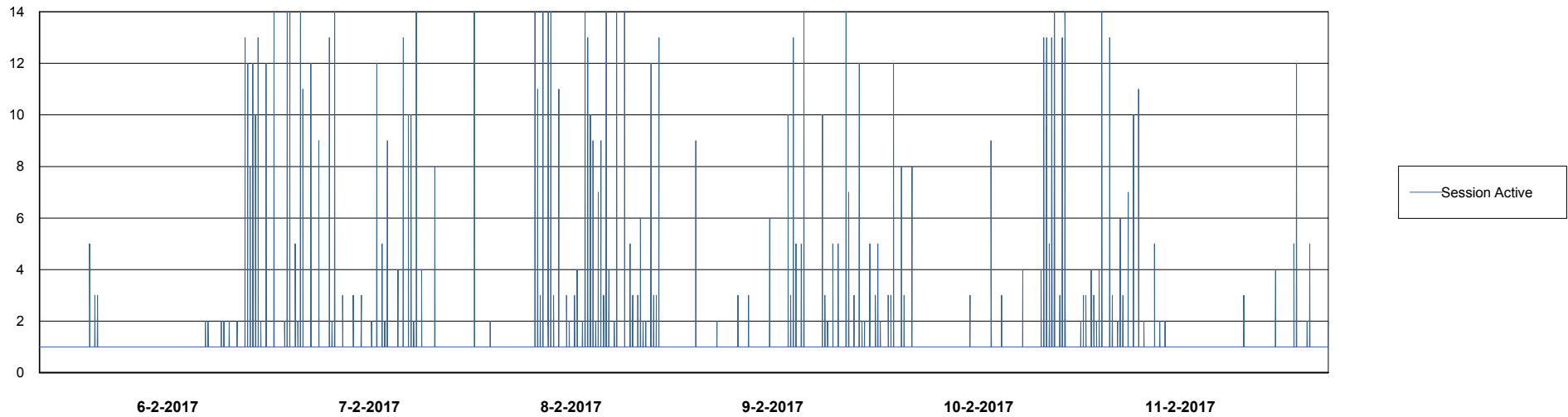
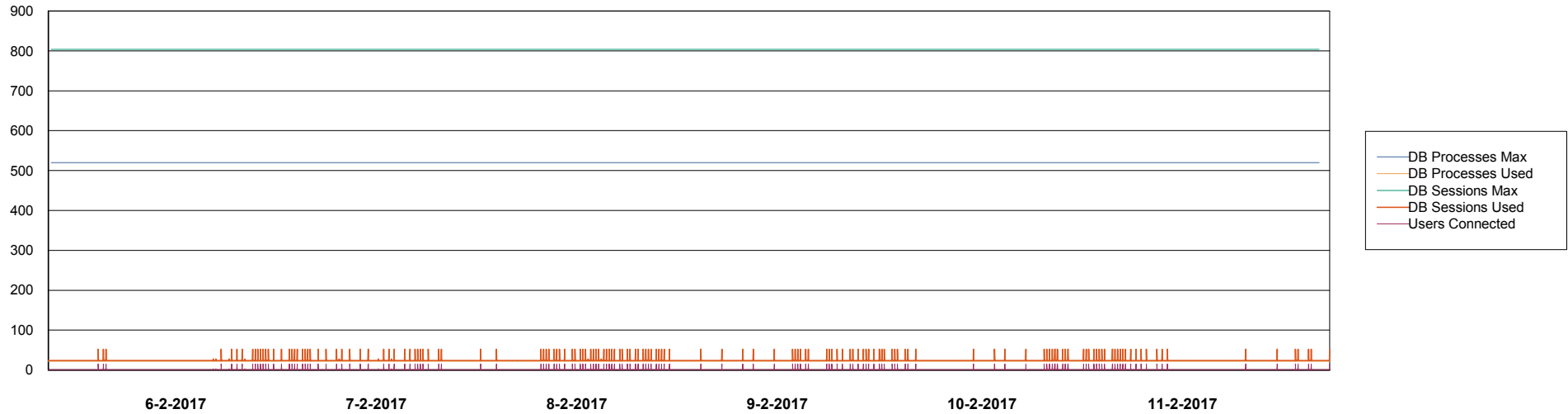


Weekly SLA Customer Report

Customer PCO Production
Database ID 44



Database Performance PCODB_Standby



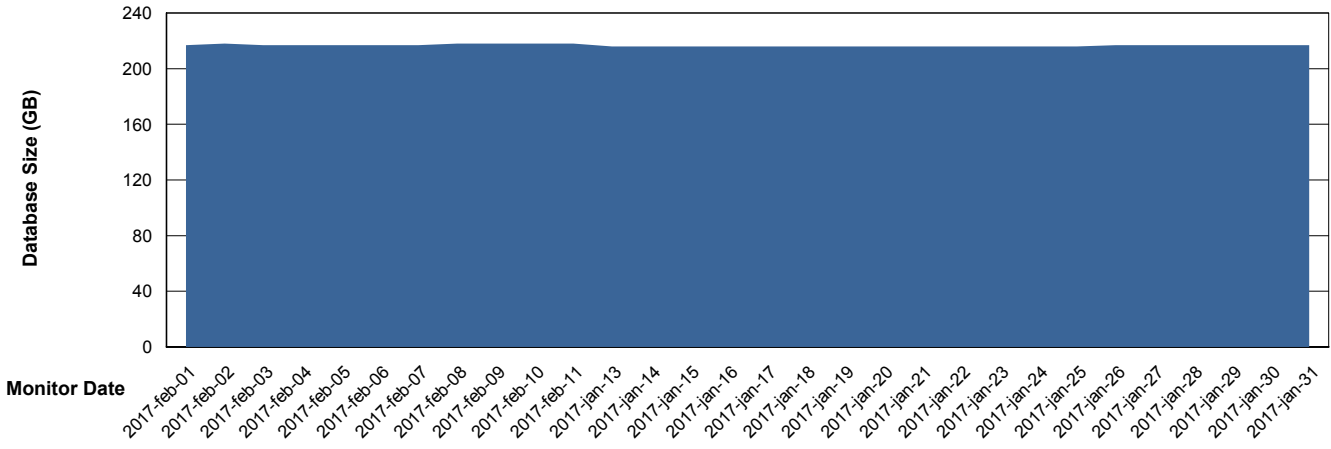
Weekly SLA Customer Report

Customer PCO Production
 Database ID 44



DATABASE SIZE PCODB_Production

Database growth over last month



Database Tablespace PCODB_Production

Date	Tablespace Name	Filesize (Gb)	Usedsize (Gb)	Percentage free
11-2-2017	ABSDATA	95	78	18
	INDX	161	139	14
10-2-2017	ABSDATA	95	78	18
	INDX	161	139	14
9-2-2017	ABSDATA	95	78	18
	INDX	161	138	14
8-2-2017	ABSDATA	95	78	18
	INDX	161	138	14
7-2-2017	ABSDATA	95	77	19
	INDX	161	138	14
6-2-2017	ABSDATA	95	77	19
	INDX	161	138	14
5-2-2017	ABSDATA	95	77	19
	INDX	161	138	14

Weekly SLA Customer Report

Customer PCO Production
Database ID 44



Standby Database Health PCO Production

Recovery lag for last 7 days

