

# Weekly SLA Customer Report

Customer BCH Production  
Database ID 28



## Harddisk Usage BCH\_PRD\_ORCDB1

	Free disk space on c: (%)	Total disk space on c: (Gb)	Free disk space on d: (%)	Total disk space on d: (Gb)
11-2-2017	47	278	16	278
10-2-2017	47	278	16	278
9-2-2017	47	278	16	278
8-2-2017	47	278	17	278
7-2-2017	47	278	15	278
6-2-2017	47	278	15	278
5-2-2017	47	278	15	278

## Harddisk Usage BCH\_PRD\_ORCDB2

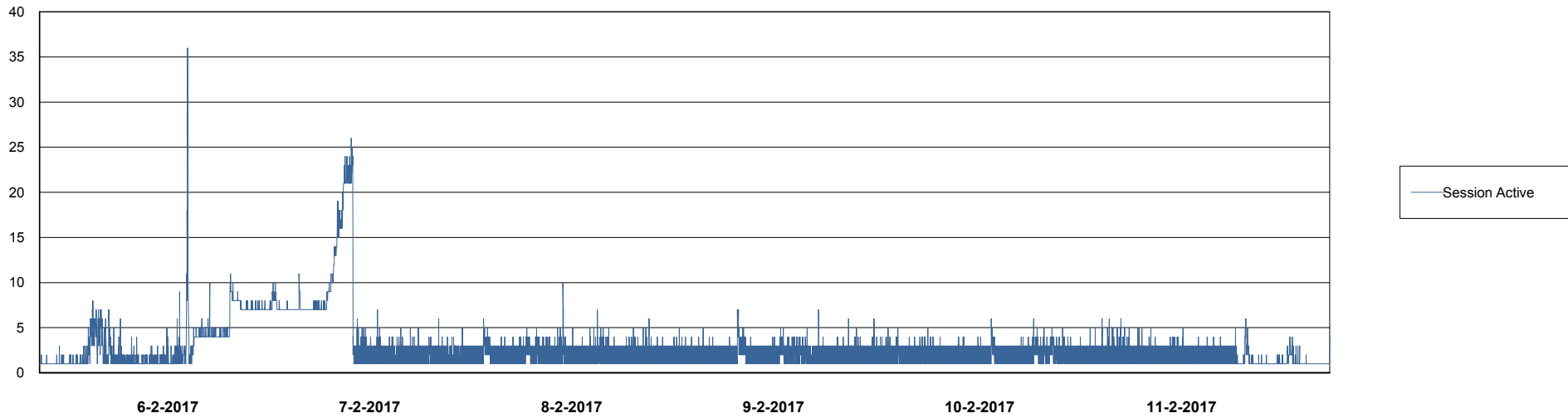
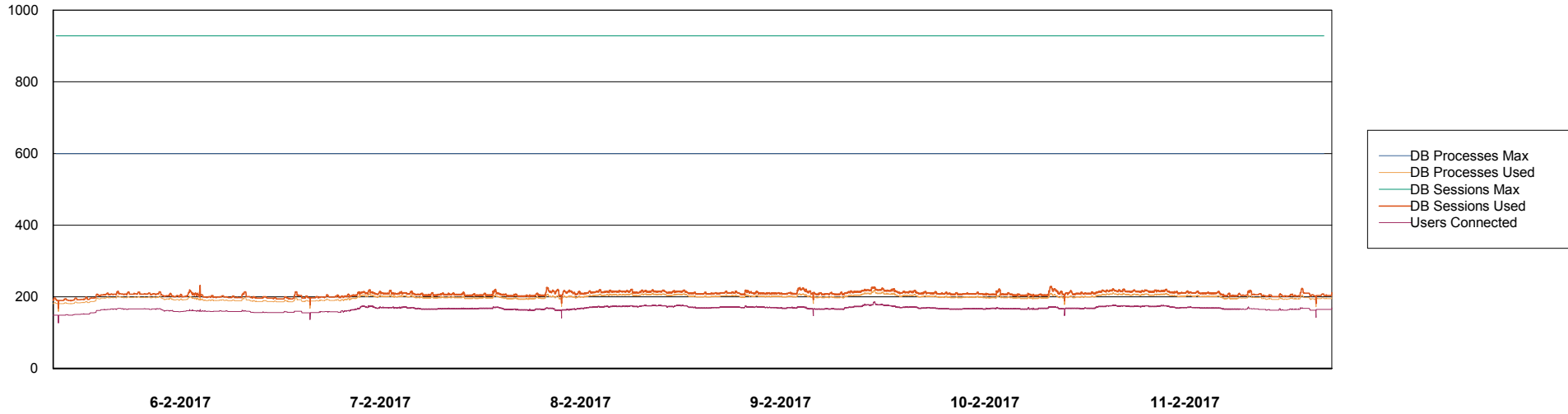
	Free disk space on c: (%)	Total disk space on c: (Gb)	Free disk space on d: (%)	Total disk space on d: (Gb)
11-2-2017	49	278	15	278
10-2-2017	49	278	15	278
9-2-2017	49	278	15	278
8-2-2017	49	278	16	278
7-2-2017	49	278	14	278
6-2-2017	49	278	14	278
5-2-2017	49	278	14	278

# Weekly SLA Customer Report

Customer BCH Production  
Database ID 28



## Database Performance BCHDB\_Production

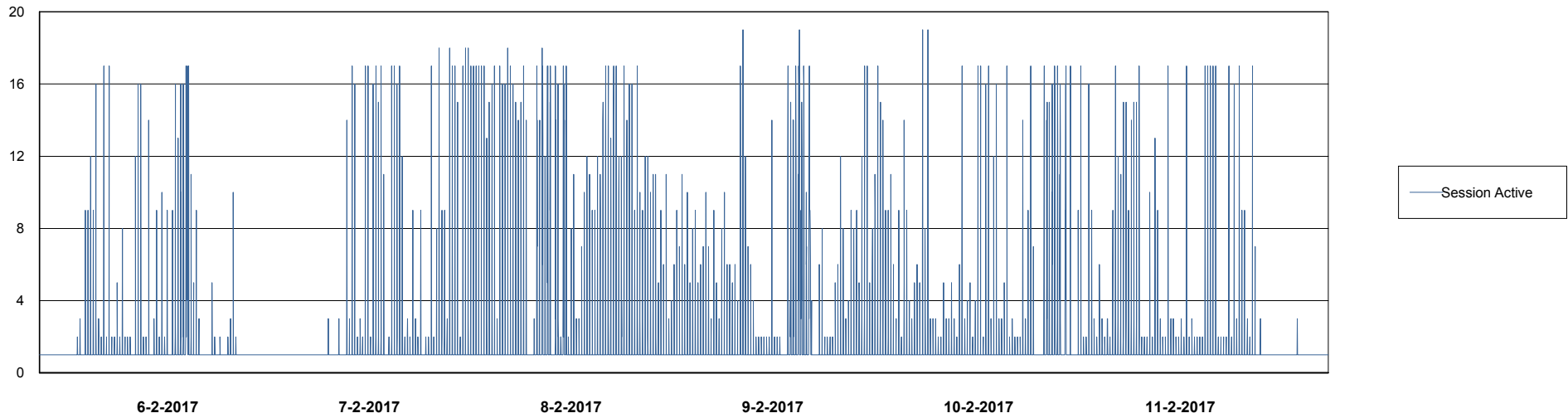
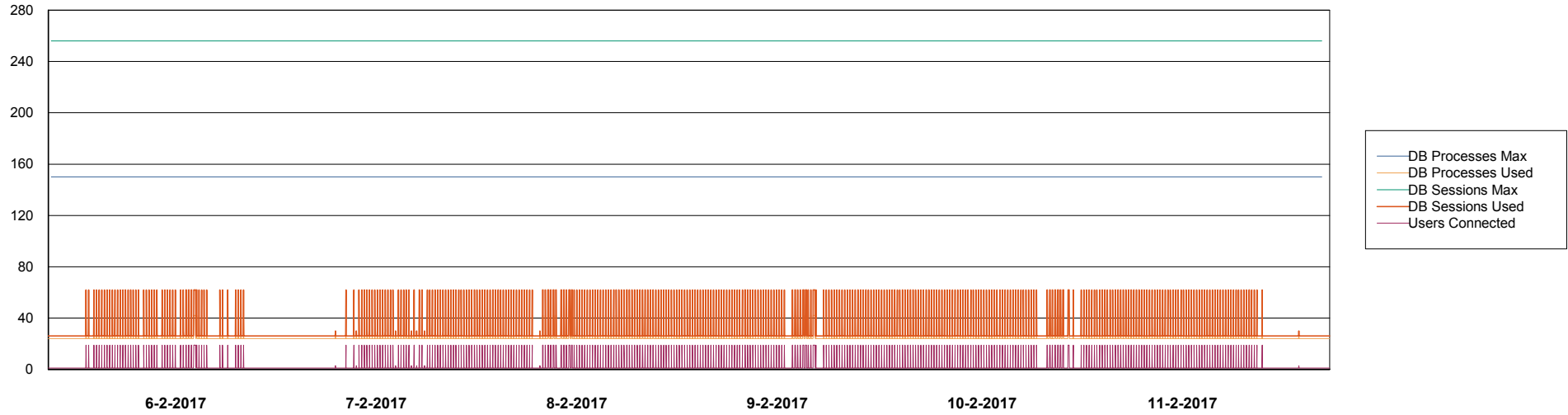


# Weekly SLA Customer Report

Customer BCH Production  
Database ID 28



## Database Performance BCHDB\_Standby



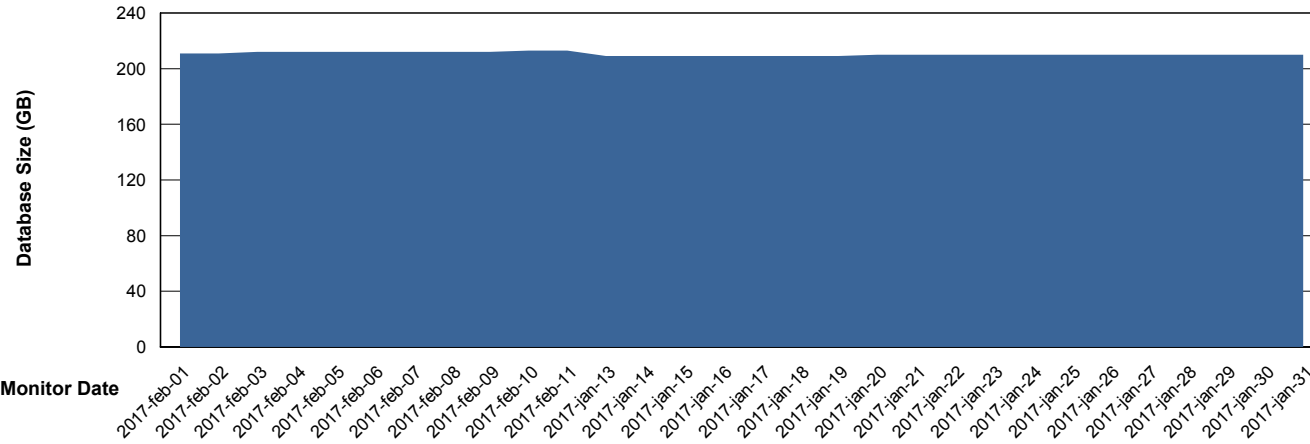
# Weekly SLA Customer Report

Customer BCH Production  
 Database ID 28



DATABASE SIZE BCHDB\_Production

## Database growth over last month



Database Tablespace BCHDB\_Production

Date	Tablespace Name	Filesize (Gb)	Usedsize (Gb)	Percentage free
11-2-2017	ABSDATA	44	38	14
	INDX	202	172	15
10-2-2017	ABSDATA	44	38	14
	INDX	202	172	15
9-2-2017	ABSDATA	44	38	14
	INDX	202	172	15
8-2-2017	ABSDATA	44	38	14
	INDX	202	172	15
7-2-2017	ABSDATA	44	38	14
	INDX	202	172	15
6-2-2017	ABSDATA	44	38	14
	INDX	196	171	13
5-2-2017	ABSDATA	44	38	14
	INDX	196	171	13

# Weekly SLA Customer Report

Customer BCH Production  
Database ID 28



Standby Database Health BCH Production

### Recovery lag for last 7 days

