

# Weekly SLA Customer Report

Customer PHS\_Production  
Database ID 47



Harddisk Usage PHS\_BI\_GCAB779a

	Free disk space on c: (%)	Total disk space on c: (Gb)	Free disk space on d: (%)	Total disk space on d: (Gb)
4-2-2017	21	150	16	150
3-2-2017	21	150	16	150
2-2-2017	21	150	16	150
1-2-2017	21	150	16	150
31-1-2017	21	150	16	150
30-1-2017	21	150	16	150
29-1-2017	21	150	16	150

Harddisk Usage PHS\_PRD\_GCAB574b

	Free disk space on c: (%)	Total disk space on c: (Gb)	Free disk space on d: (%)	Total disk space on d: (Gb)	Free disk space on f: (%)	Total disk space on f: (Gb)
4-2-2017	82	150	44	300	75	200
3-2-2017	82	150	44	300	85	200
2-2-2017	82	150	44	300	89	200
1-2-2017	82	150	44	300	77	200
31-1-2017	82	150	44	300	67	200

# Weekly SLA Customer Report

Customer PHS\_Production  
Database ID 47



Harddisk Usage PHS\_PRD\_GCAB576b

	Free disk space on c: (%)	Total disk space on c: (Gb)	Free disk space on d: (%)	Total disk space on d: (Gb)	Free disk space on f: (%)	Total disk space on f: (Gb)
4-2-2017	80	150	46	300	97	100
3-2-2017	80	150	46	300	98	100
2-2-2017	80	150	46	300	98	100
1-2-2017	80	150	46	300	98	100
31-1-2017	80	150	46	300	99	100

Harddisk Usage PHS\_PRD\_GCAB775a

	Free disk space on c: (%)	Total disk space on c: (Gb)	Free disk space on d: (%)	Total disk space on d: (Gb)	Free disk space on f: (%)	Total disk space on f: (Gb)
4-2-2017	15	250	16	75	69	80
3-2-2017	15	250	16	75	72	80
2-2-2017	15	250	16	75	78	80
31-1-2017	15	250	18	75	69	80
30-1-2017	15	250	21	75	72	80
29-1-2017	15	250	25	75	72	80

# Weekly SLA Customer Report

Customer PHS\_Production  
Database ID 47



Harddisk Usage PHS\_PRD\_GCAB814a

	Free disk space on c: (%)	Total disk space on c: (Gb)	Free disk space on d: (%)	Total disk space on d: (Gb)
4-2-2017	18	250	18	75
3-2-2017	18	250	18	75
2-2-2017	18	250	19	75
31-1-2017	18	250	21	75
30-1-2017	18	250	23	75
29-1-2017	18	250	27	75

Harddisk Usage PHS\_TST\_GCAB575b

	Free disk space on c: (%)	Total disk space on c: (Gb)	Free disk space on d: (%)	Total disk space on d: (Gb)
4-2-2017	22	50	44	300
3-2-2017	22	50	44	300
2-2-2017	22	50	44	300
1-2-2017	22	50	44	300

# Weekly SLA Customer Report

Customer PHS\_Production  
 Database ID 47



Harddisk Usage PHS\_TST\_GCAB778a

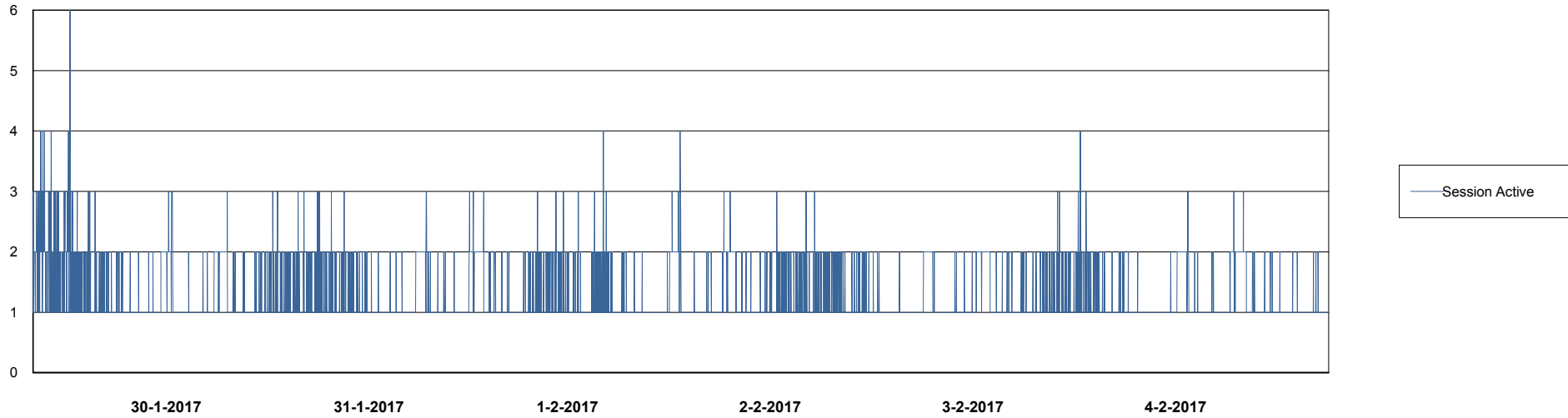
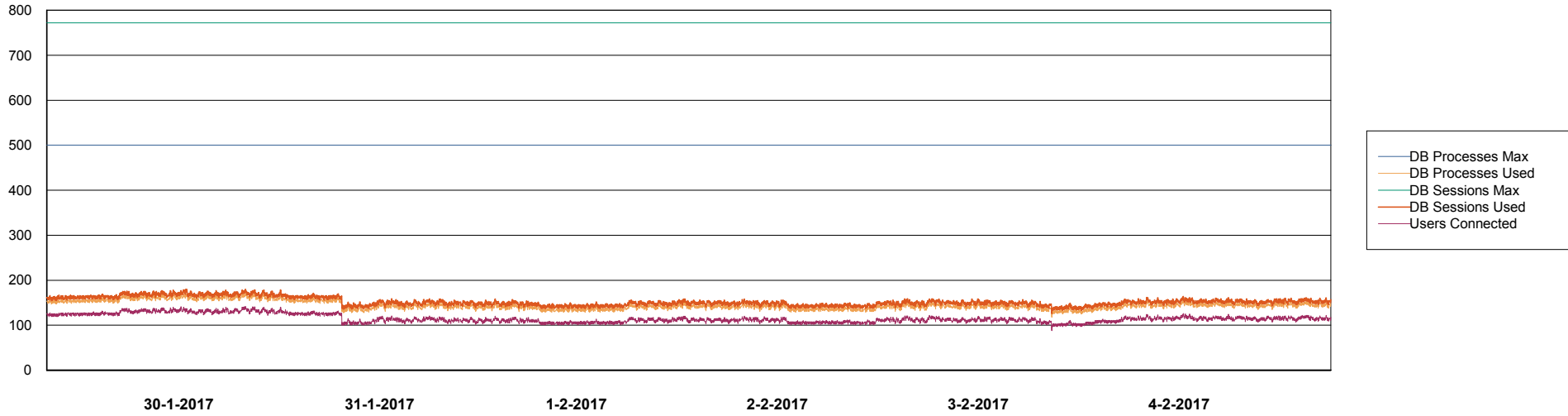
	Free disk space on c: (%)	Total disk space on c: (Gb)	Free disk space on d: (%)	Total disk space on d: (Gb)
4-2-2017	15	170	50	75
3-2-2017	15	170	50	75
2-2-2017	15	170	50	75
31-1-2017	15	170	50	75
30-1-2017	15	170	50	75
29-1-2017	15	170	50	75

# Weekly SLA Customer Report

Customer PHS\_Production  
Database ID 47



## Database Performance PHSDB\_Production

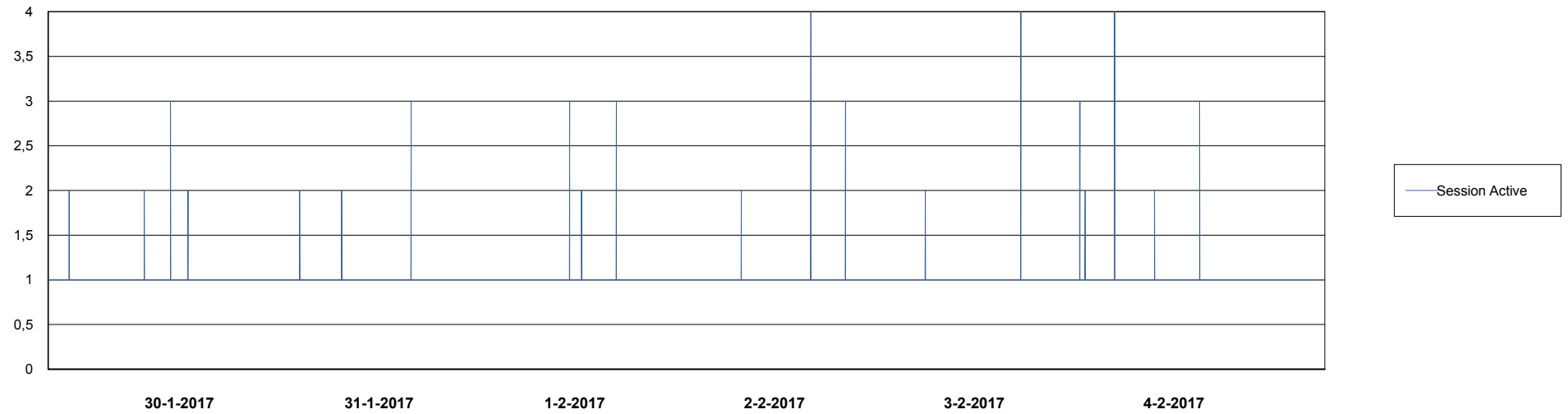
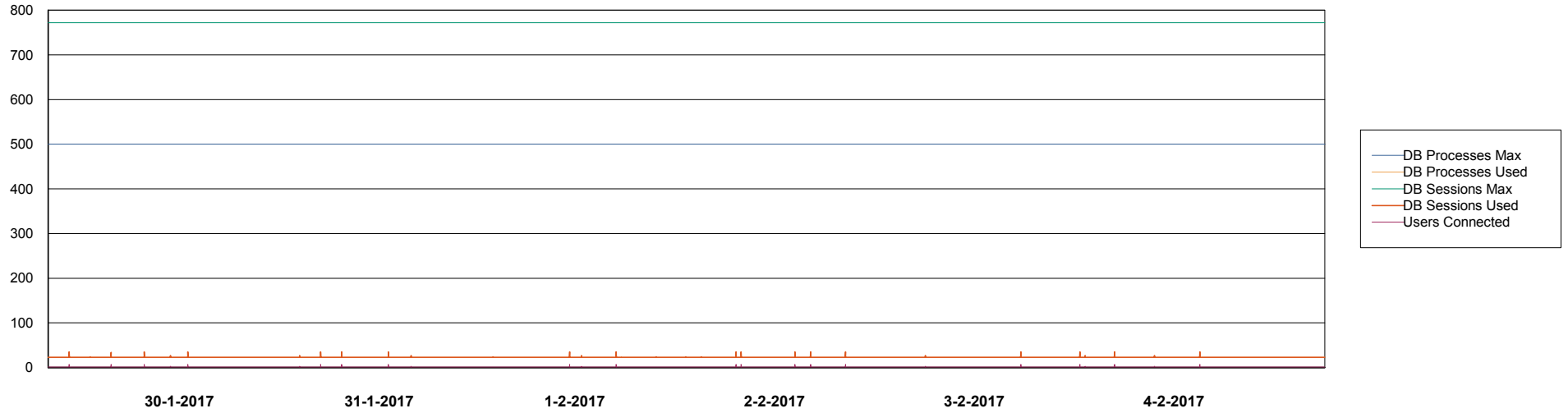


# Weekly SLA Customer Report

Customer PHS\_Production  
Database ID 47



## Database Performance PHSDB\_Standby



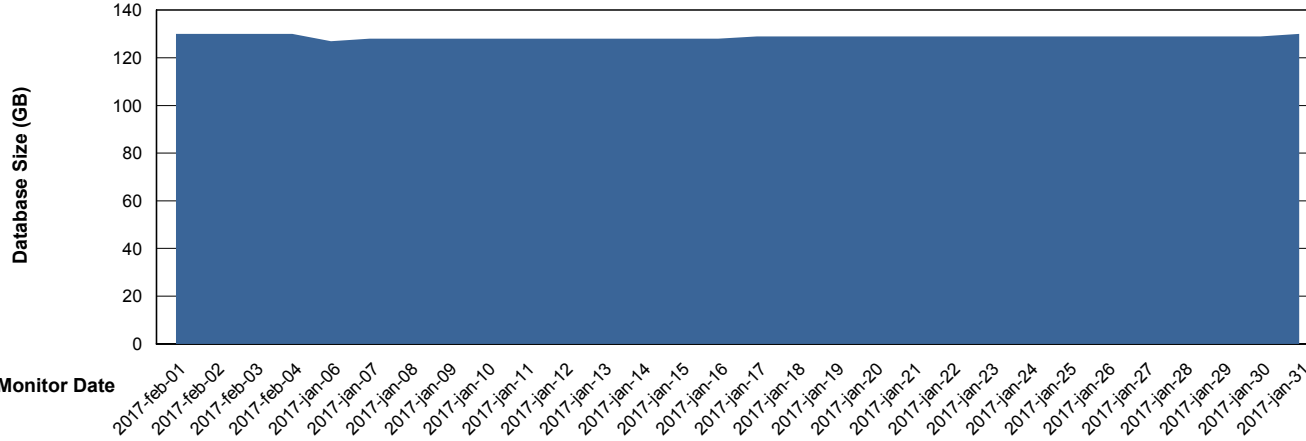
# Weekly SLA Customer Report

Customer PHS\_Production  
 Database ID 47



DATABASE SIZE PHSDB\_Production

Database growth over last month



Database Tablespace PHSDB\_Production

Date	Tablespace Name	Filesize (Gb)	Usedsize (Gb)	Percentage free
4-2-2017	ABSDATA	146	125	14
	INDX	5	2	60
3-2-2017	ABSDATA	146	125	14
	INDX	5	2	60
2-2-2017	ABSDATA	146	125	14
	INDX	5	2	60
1-2-2017	ABSDATA	146	125	14
	INDX	5	2	60
31-1-2017	ABSDATA	146	125	14
	INDX	5	2	60
30-1-2017	ABSDATA	146	125	14
	INDX	5	2	60
29-1-2017	ABSDATA	146	125	14
	INDX	5	2	60

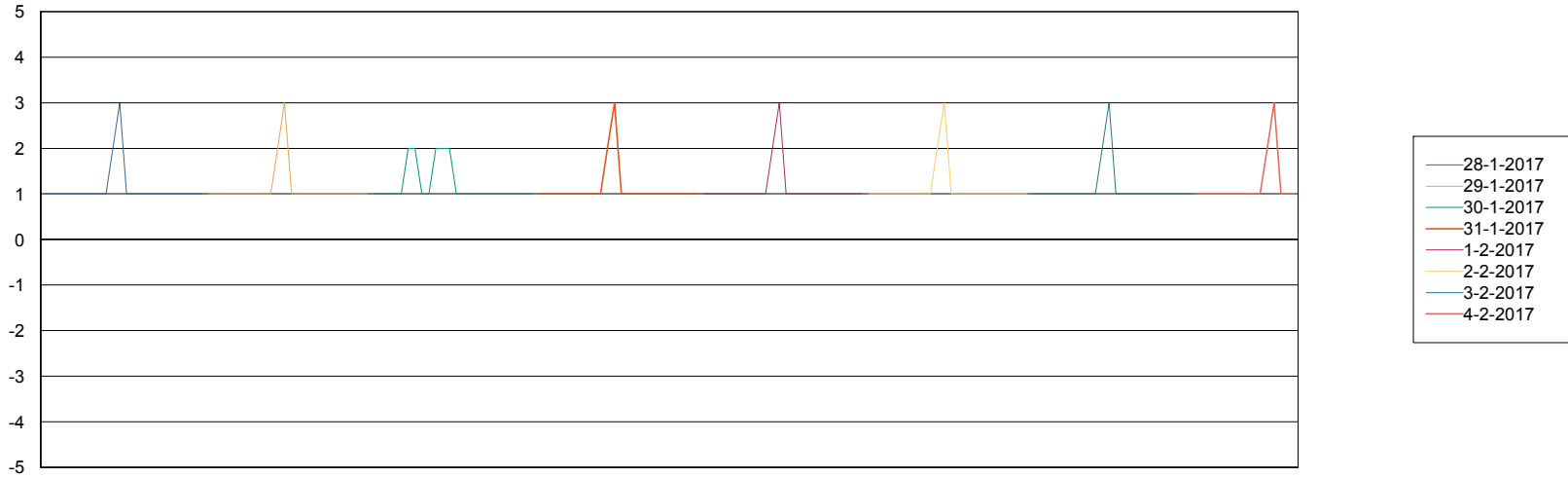
# Weekly SLA Customer Report

Customer PHS\_Production  
Database ID 47



Standby Database Health PHS\_Production

### Recovery lag for last 7 days




# Weekly SLA Customer Report

Customer PHS\_Production  
Database ID 47

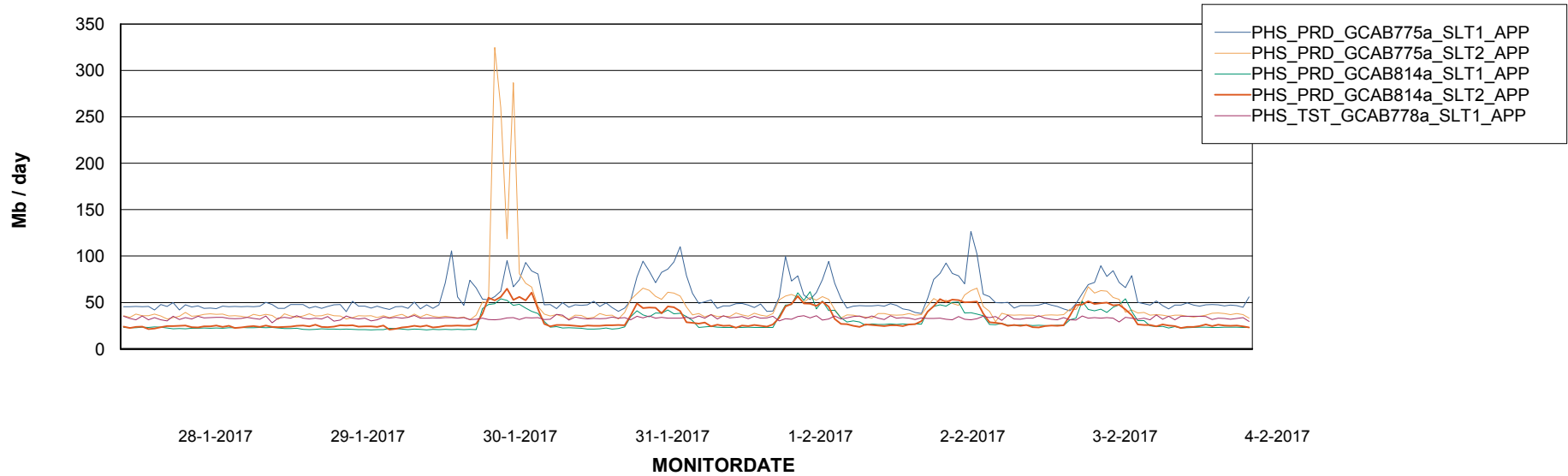


## ABSSolute Application Server Services

### Disaster per ABS Server



### Avg memory used per ABS Server Service




# Weekly SLA Customer Report

Customer PHS\_Production  
Database ID 47

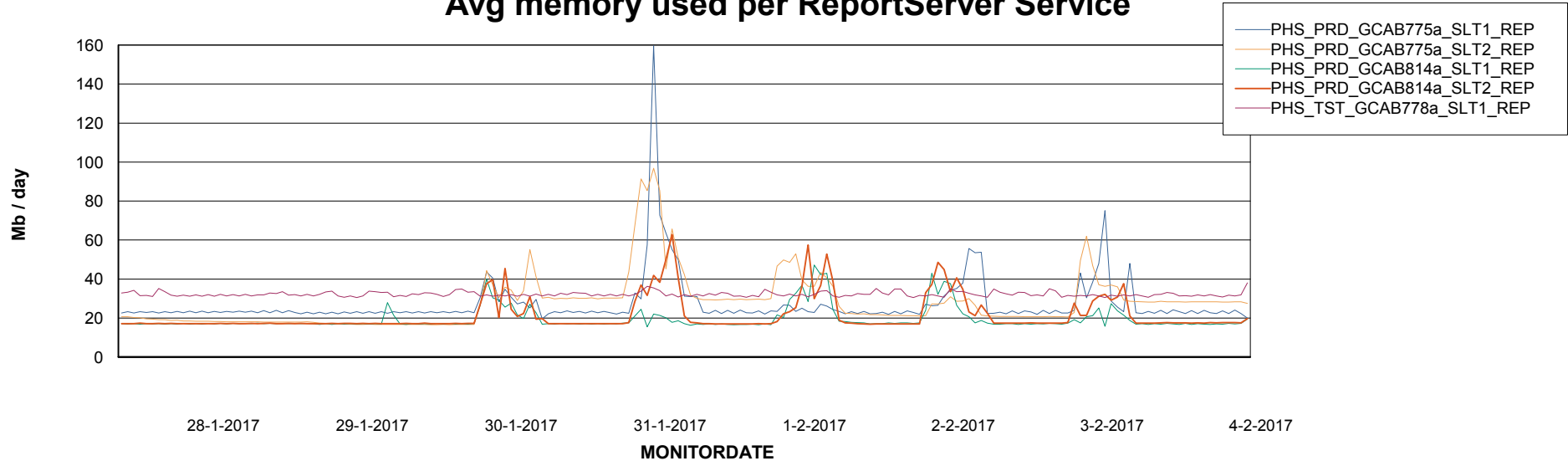


## ABSSolute Application ReportServer Services

### Disaster per ReportServer



### Avg memory used per ReportServer Service



# Weekly SLA Customer Report

Customer PHS\_Production  
Database ID 47



## Disaster per ABS component

