

Weekly SLA Customer Report

Customer PCO Production
Database ID 44



Harddisk Usage PCO_PRD_ORACLE1

	Free disk space on c: (%)	Total disk space on c: (Gb)	Free disk space on d: (%)	Total disk space on d: (Gb)
4-2-2017	60	279	20	838
3-2-2017	60	279	19	838
2-2-2017	60	279	22	838
1-2-2017	61	279	27	838
31-1-2017	60	279	26	838
30-1-2017	60	279	22	838
29-1-2017	61	279	23	838

Harddisk Usage PCO_PRD_ORACLE2

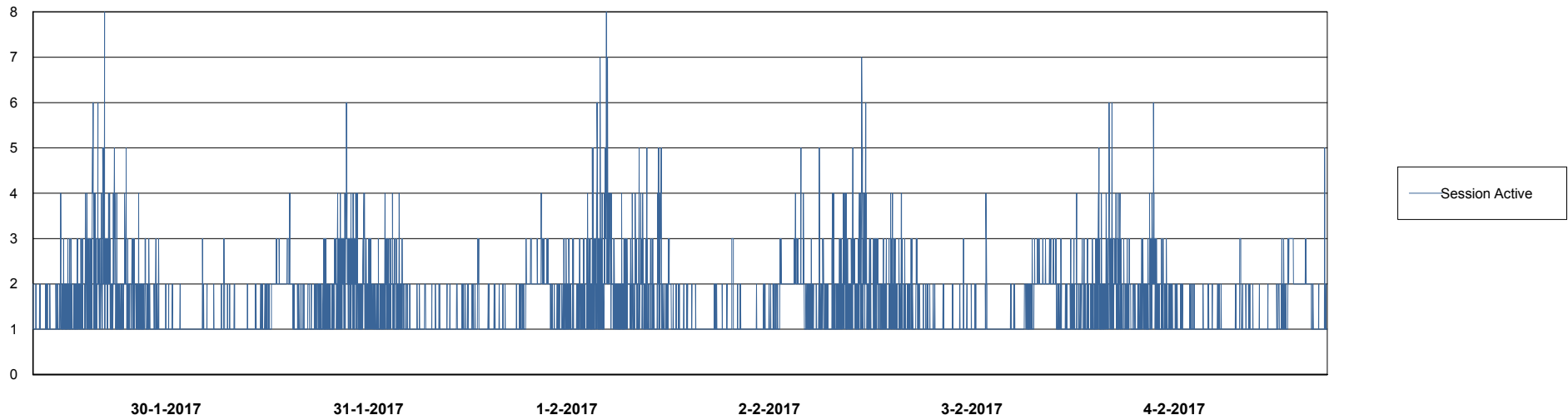
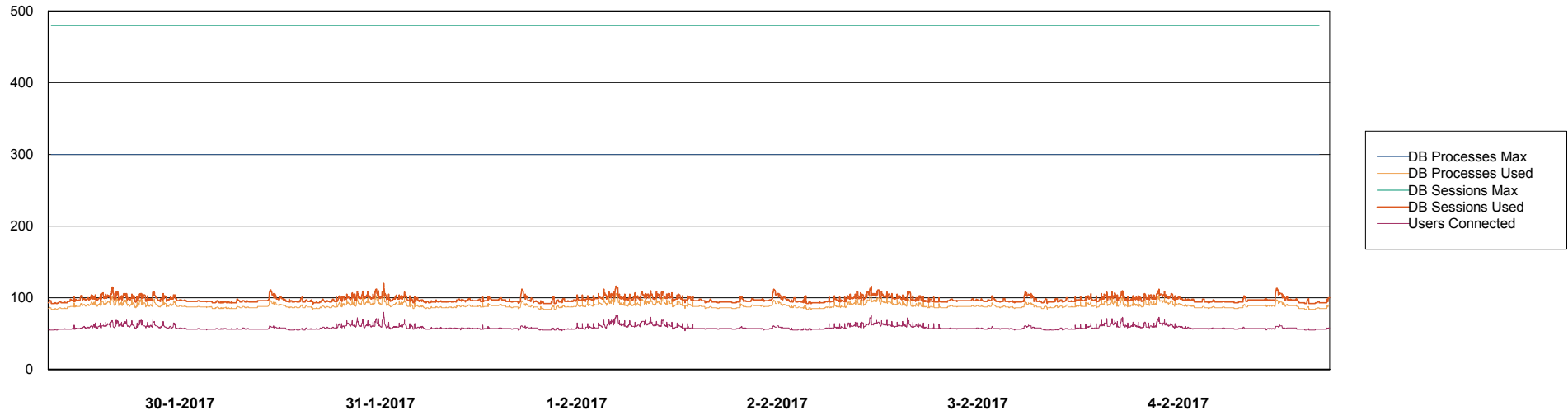
	Free disk space on c: (%)	Total disk space on c: (Gb)	Free disk space on d: (%)	Total disk space on d: (Gb)
4-2-2017	73	279	48	838
3-2-2017	73	279	48	838
2-2-2017	74	279	49	838
1-2-2017	74	279	49	838
31-1-2017	74	279	50	838
30-1-2017	74	279	50	838
29-1-2017	74	279	50	838

Weekly SLA Customer Report

Customer PCO Production
Database ID 44



Database Performance PCODB_Production

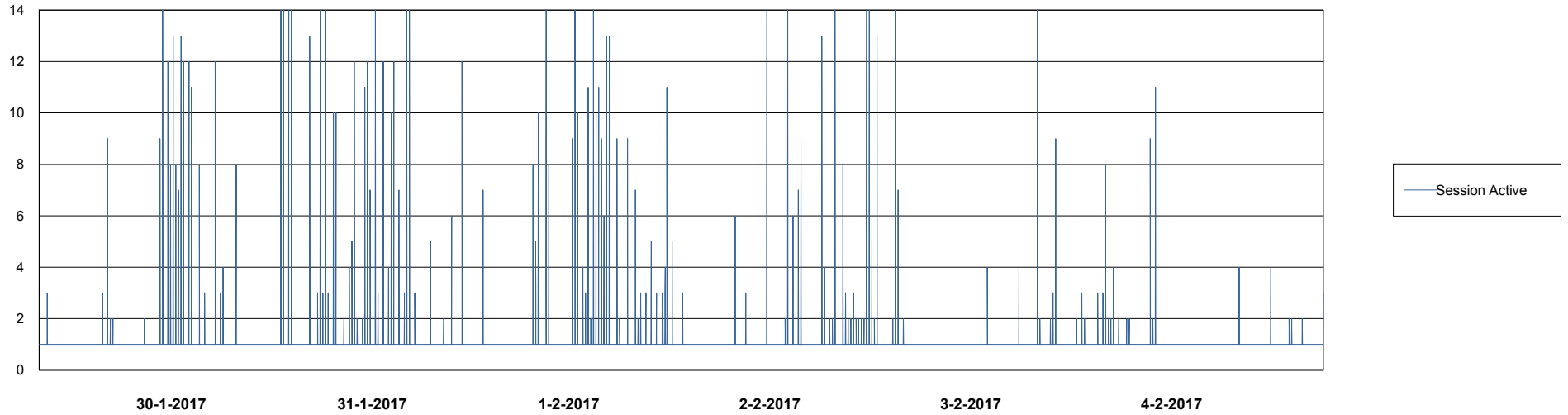
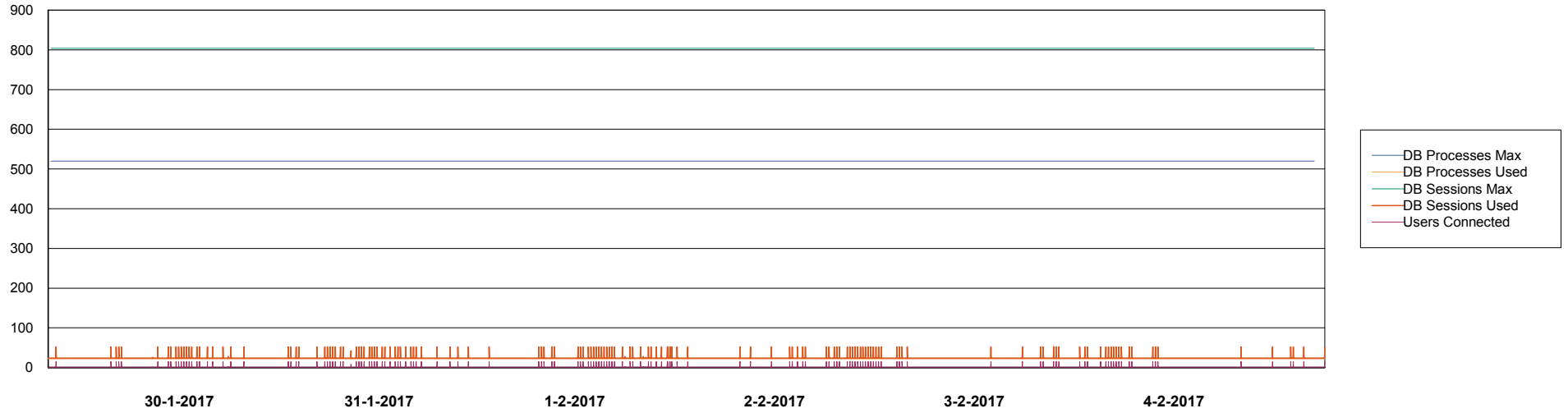


Weekly SLA Customer Report

Customer PCO Production
Database ID 44



Database Performance PCODB_Standby



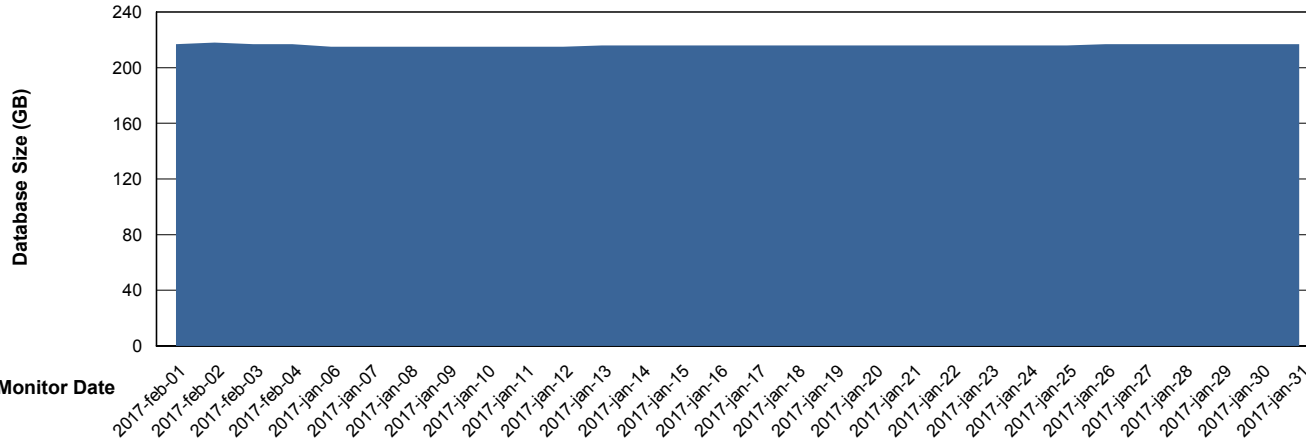
Weekly SLA Customer Report

Customer PCO Production
 Database ID 44



DATABASE SIZE PCODB_Production

Database growth over last month



Database Tablespace PCODB_Production

Date	Tablespace Name	Filesize (Gb)	Usedsize (Gb)	Percentage free
4-2-2017	ABSDATA	95	77	19
	INDX	161	138	14
3-2-2017	ABSDATA	95	77	19
	INDX	161	138	14
2-2-2017	ABSDATA	95	77	19
	INDX	161	138	14
1-2-2017	ABSDATA	95	77	19
	INDX	161	138	14
31-1-2017	ABSDATA	95	77	19
	INDX	161	138	14
30-1-2017	ABSDATA	95	77	19
	INDX	161	138	14
29-1-2017	ABSDATA	95	77	19
	INDX	161	138	14

Weekly SLA Customer Report

Customer PCO Production
Database ID 44



Standby Database Health PCO Production

Recovery lag for last 7 days

