

Weekly SLA Customer Report

Customer CSC_Production
Database ID 50



Harddisk Usage CSC_PRD_ABS01

	Free disk space on c: (%)	Total disk space on c: (Gb)	Free disk space on d: (%)	Total disk space on d: (Gb)
4-2-2017	21	110	54	210
3-2-2017	21	110	54	210
2-2-2017	21	110	54	210
1-2-2017	21	110	54	210
31-1-2017	21	110	54	210
30-1-2017	21	110	54	210
29-1-2017	22	110	54	210

Harddisk Usage CSC_PRD_ABS02

	Free disk space on c: (%)	Total disk space on c: (Gb)
4-2-2017	16	80
3-2-2017	16	80
2-2-2017	16	80
1-2-2017	16	80
31-1-2017	16	80
30-1-2017	16	80
29-1-2017	16	80

Weekly SLA Customer Report

Customer CSC_Production
Database ID 50



Harddisk Usage CSC_PRD_SRV_Primary

	Free disk space on c: (%)	Total disk space on c: (Gb)	Free disk space on d: (%)	Total disk space on d: (Gb)	Free disk space on e: (%)	Total disk space on e: (Gb)
4-2-2017	87	150	80	600	56	900
3-2-2017	87	150	80	600	17	900
2-2-2017	87	150	80	600	12	900
1-2-2017	87	150	80	600	21	900
31-1-2017	87	150	80	600	30	900
30-1-2017	87	150	80	600	40	900
29-1-2017	87	150	80	600	49	900

Harddisk Usage CSC_PRD_SRV_Standby

	Free disk space on c: (%)	Total disk space on c: (Gb)	Free disk space on d: (%)	Total disk space on d: (Gb)	Free disk space on e: (%)	Total disk space on e: (Gb)
4-2-2017	88	150	80	600	66	700
3-2-2017	88	150	80	600	67	700
2-2-2017	88	150	80	600	67	700
1-2-2017	88	150	80	600	68	700
31-1-2017	88	150	80	600	68	700
30-1-2017	88	150	80	600	69	700
29-1-2017	88	150	80	600	70	700

Weekly SLA Customer Report

Customer CSC_Production
Database ID 50



Harddisk Usage CSC_PRD_WEBSRV

		Total disk space on c: (Gb)
4-2-2017	39	59
3-2-2017	39	59
2-2-2017	39	59
1-2-2017	39	59
31-1-2017	39	59
30-1-2017	39	59
29-1-2017	39	59

Harddisk Usage CSC_SRV_DB_ABS

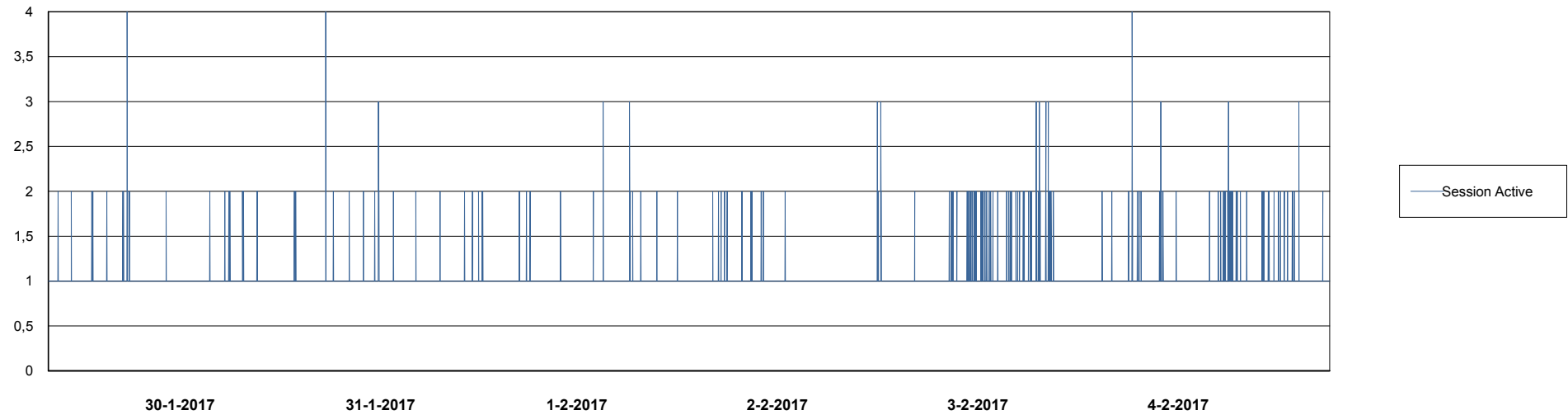
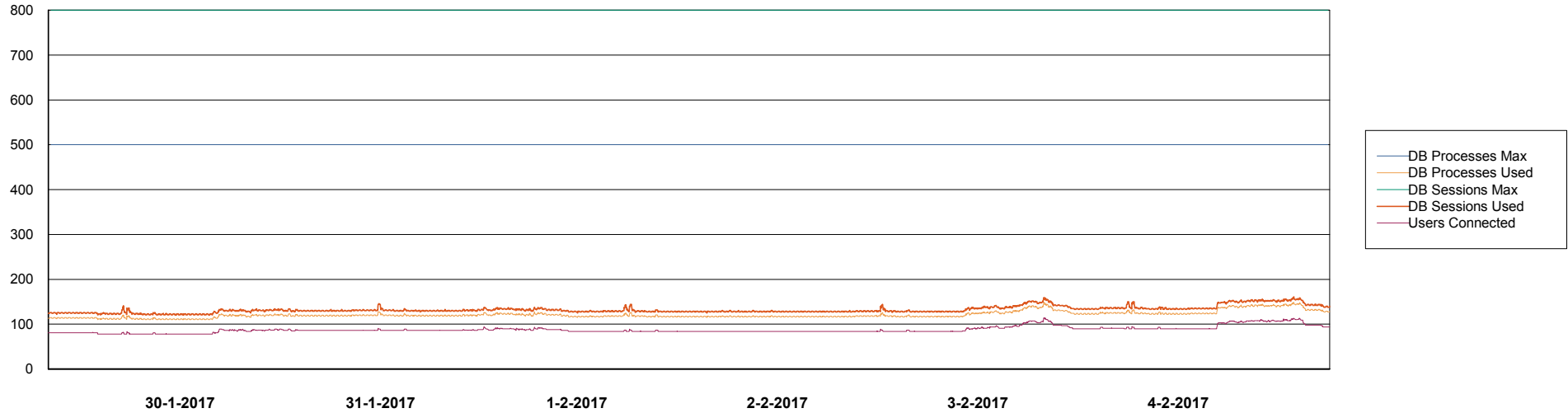
	Free disk space on c: (%)	Total disk space on c: (Gb)	Free disk space on d: (%)	Total disk space on d: (Gb)	Free disk space on e: (%)	Total disk space on e: (Gb)
4-2-2017	45	145	9	294	45	679
3-2-2017	45	145	9	294	49	679
2-2-2017	45	145	9	294	42	679
1-2-2017	44	145	9	294	49	679
31-1-2017	44	145	9	294	43	679
30-1-2017	45	145	9	294	50	679
29-1-2017	45	145	9	294	53	679

Weekly SLA Customer Report

Customer CSC_Production
Database ID 50



Database Performance CSCDB_Production



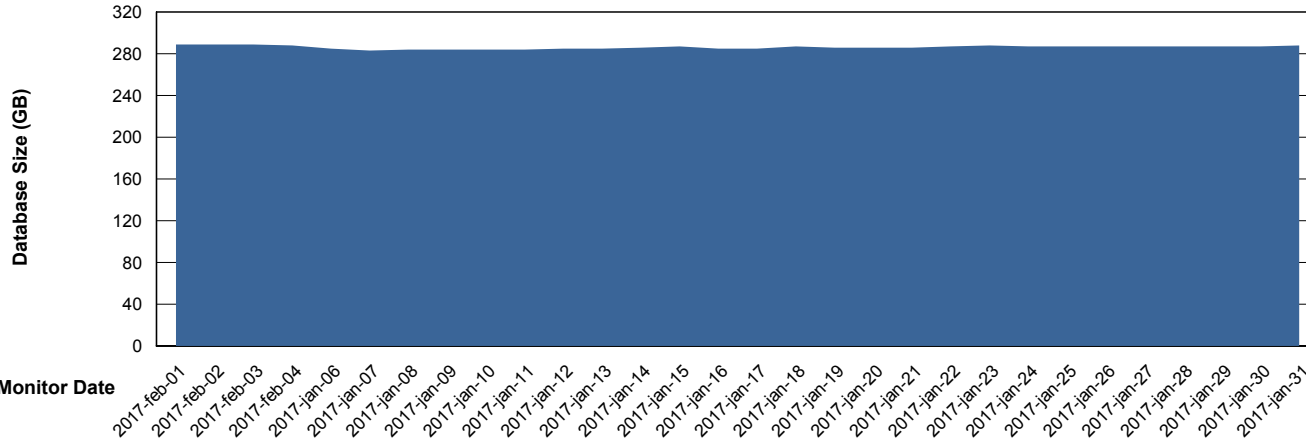
Weekly SLA Customer Report

Customer CSC_Production
 Database ID 50



DATABASE SIZE CSCDB_Production

Database growth over last month



Database Tablespace CSCDB_Production

Date	Tablespace Name	Filesize (Gb)	Usedsize (Gb)	Percentage free
4-2-2017	ABSDATA	102	93	9
	INDX	202	189	6
3-2-2017	ABSDATA	102	93	9
	INDX	202	189	6
2-2-2017	ABSDATA	102	93	9
	INDX	202	189	6
1-2-2017	ABSDATA	102	93	9
	INDX	202	189	6
31-1-2017	ABSDATA	102	93	9
	INDX	202	189	6
30-1-2017	ABSDATA	102	93	9
	INDX	202	189	6
29-1-2017	ABSDATA	102	93	9
	INDX	202	189	6

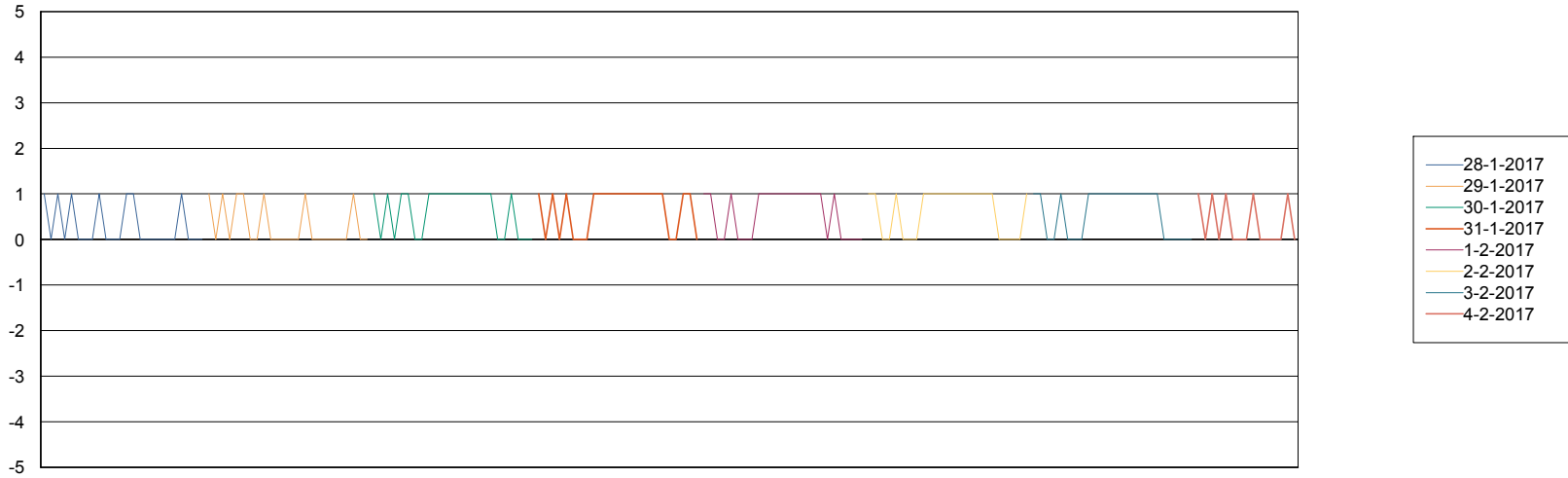
Weekly SLA Customer Report

Customer CSC_Production
Database ID 50



Standby Database Health CSC_Production

Recovery lag for last 7 days




Weekly SLA Customer Report

Customer CSC_Production
Database ID 50

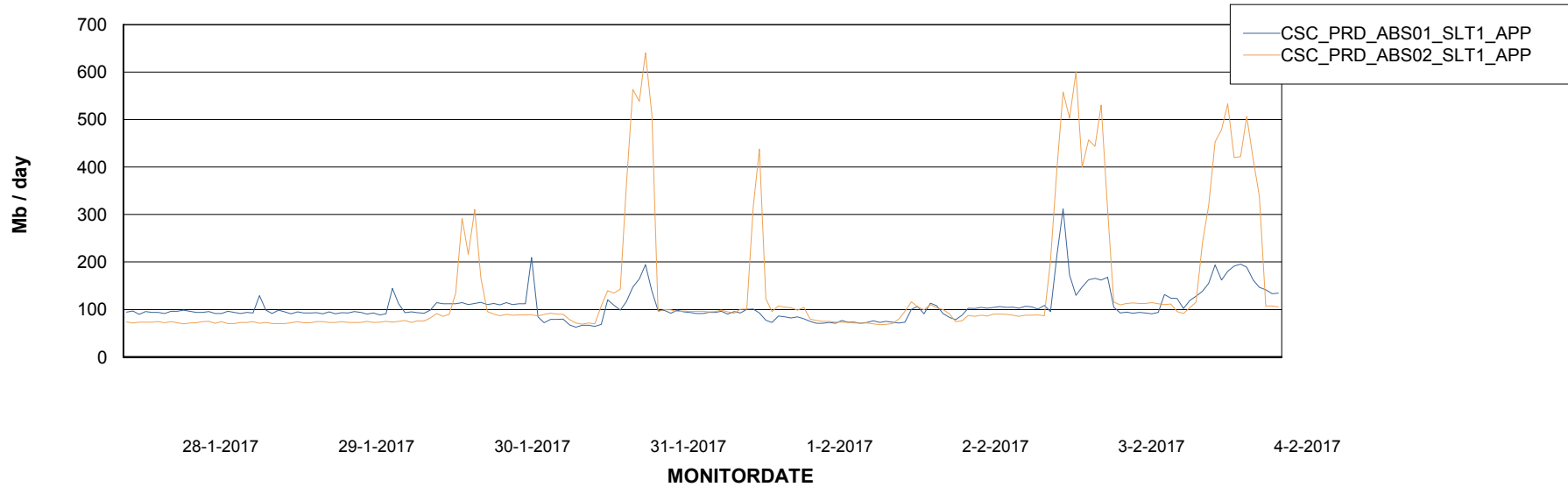


ABSSolute Application Server Services

Disaster per ABS Server



Avg memory used per ABS Server Service




Weekly SLA Customer Report

Customer CSC_Production
Database ID 50

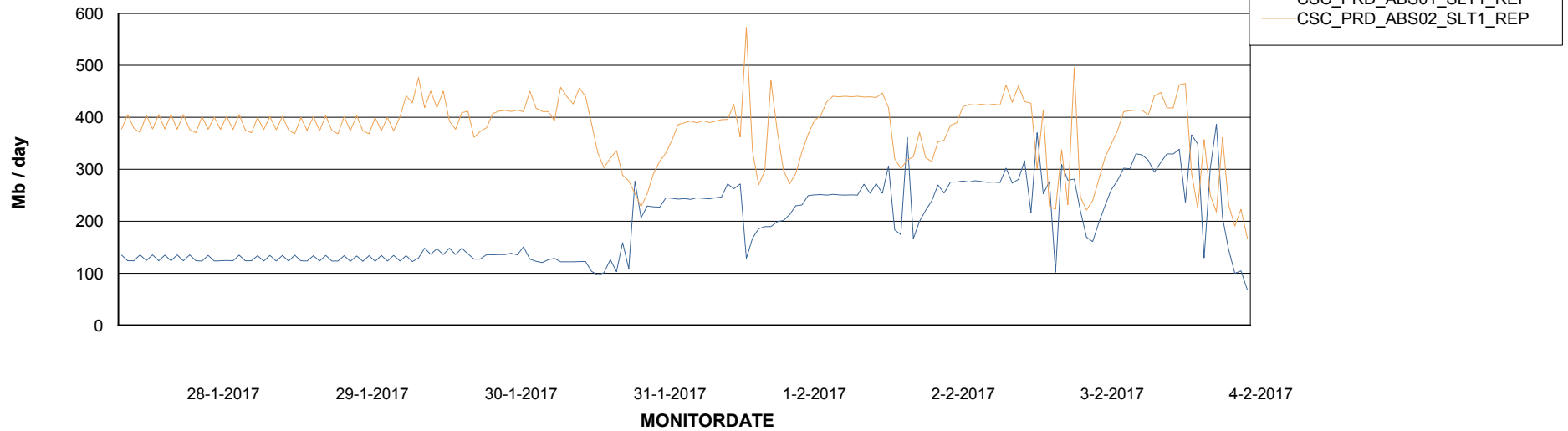


ABSSolute Application ReportServer Services

Disaster per ReportServer



Avg memory used per ReportServer Service



Weekly SLA Customer Report

Customer CSC_Production
Database ID 50



Disaster per ABS component

