

Weekly SLA Customer Report

Customer BCH Production
Database ID 28



Harddisk Usage BCH_PRD_ORCDB1

	Free disk space on c: (%)	Total disk space on c: (Gb)	Free disk space on d: (%)	Total disk space on d: (Gb)
4-2-2017	47	278	16	278
3-2-2017	47	278	15	278
2-2-2017	47	278	13	278
1-2-2017	47	278	14	278
31-1-2017	47	278	16	278
30-1-2017	47	278	17	278
29-1-2017	47	278	17	278

Harddisk Usage BCH_PRD_ORCDB2

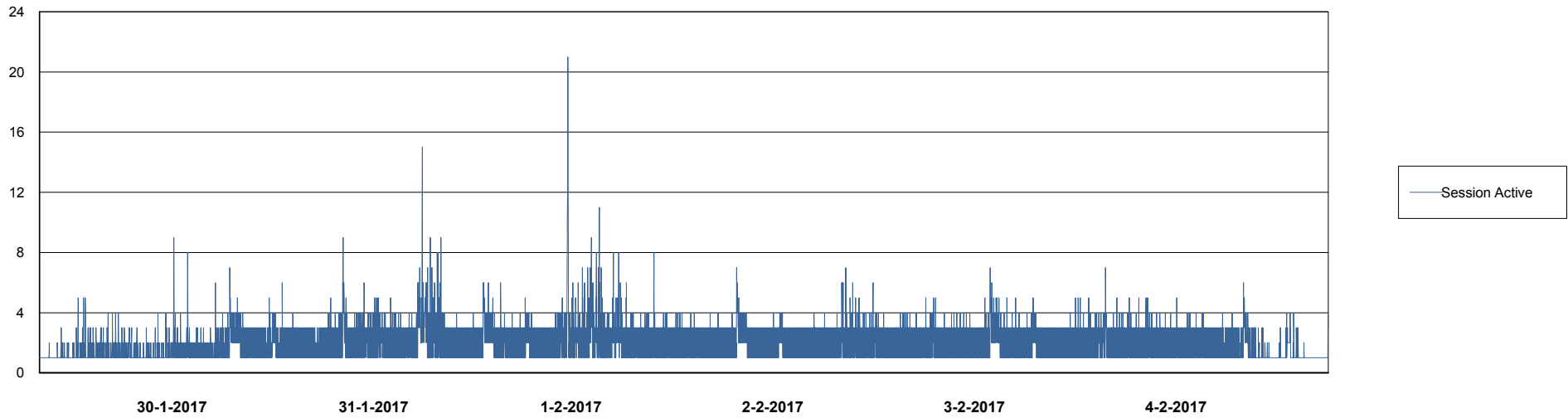
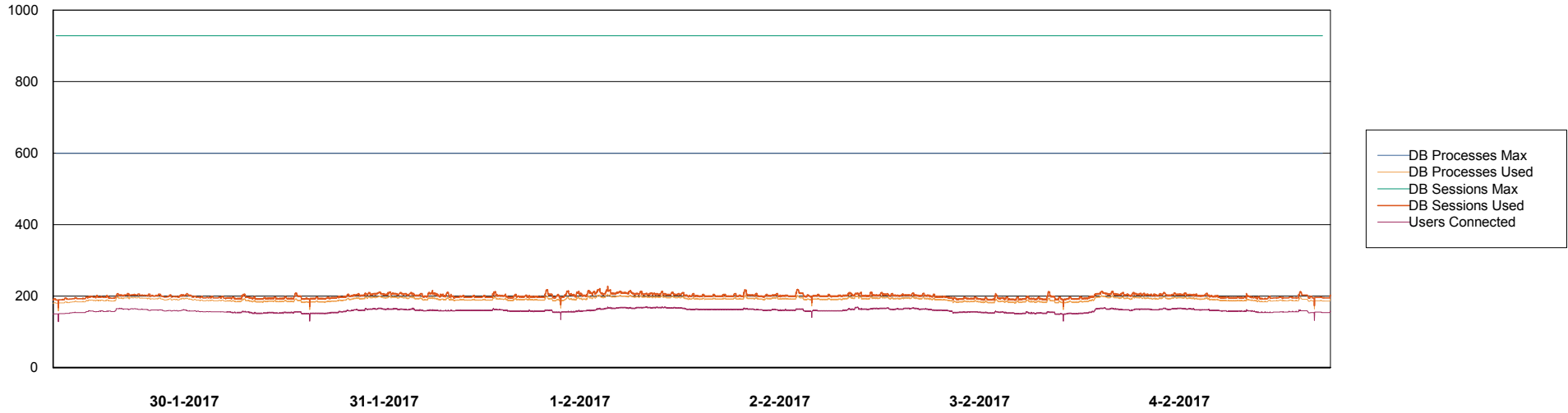
	Free disk space on c: (%)	Total disk space on c: (Gb)	Free disk space on d: (%)	Total disk space on d: (Gb)
4-2-2017	49	278	15	278
3-2-2017	49	278	14	278
2-2-2017	49	278	12	278
1-2-2017	49	278	13	278
31-1-2017	49	278	15	278
30-1-2017	49	278	16	278
29-1-2017	49	278	16	278

Weekly SLA Customer Report

Customer BCH Production
Database ID 28



Database Performance BCHDB_Production

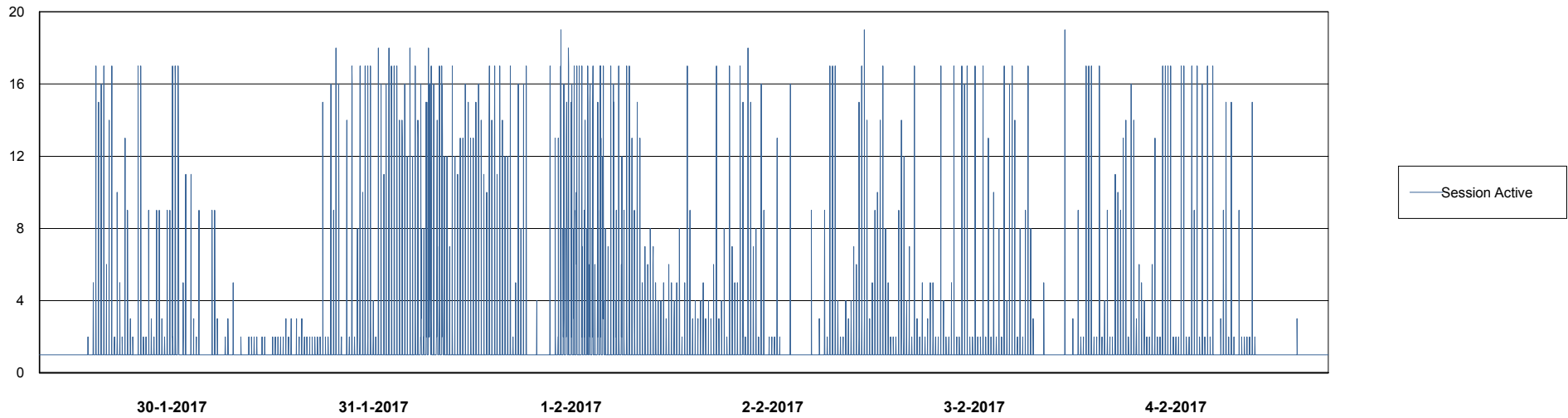
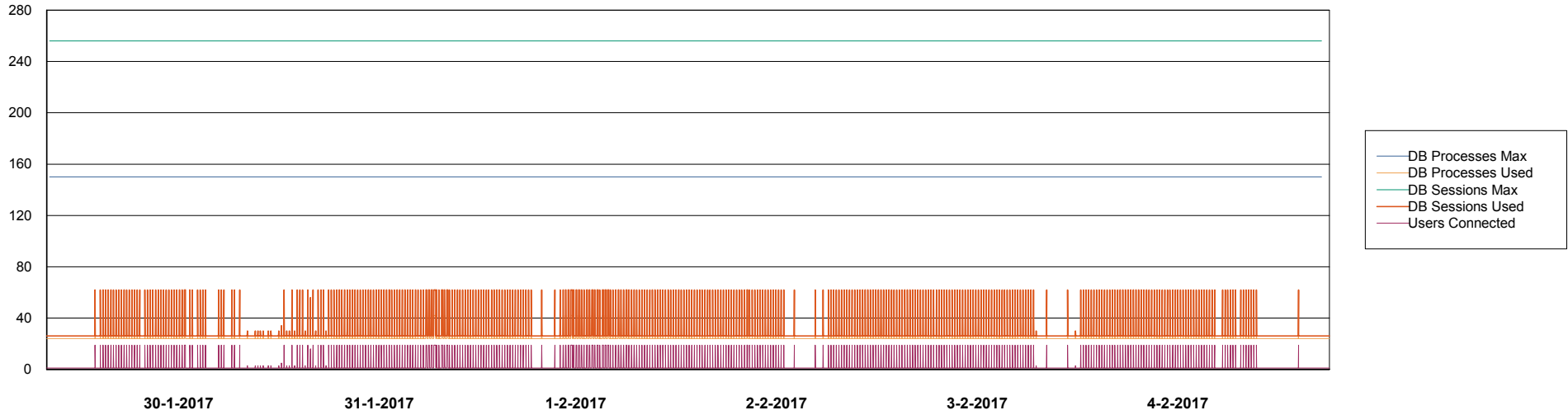


Weekly SLA Customer Report

Customer BCH Production
Database ID 28



Database Performance BCHDB_Standby



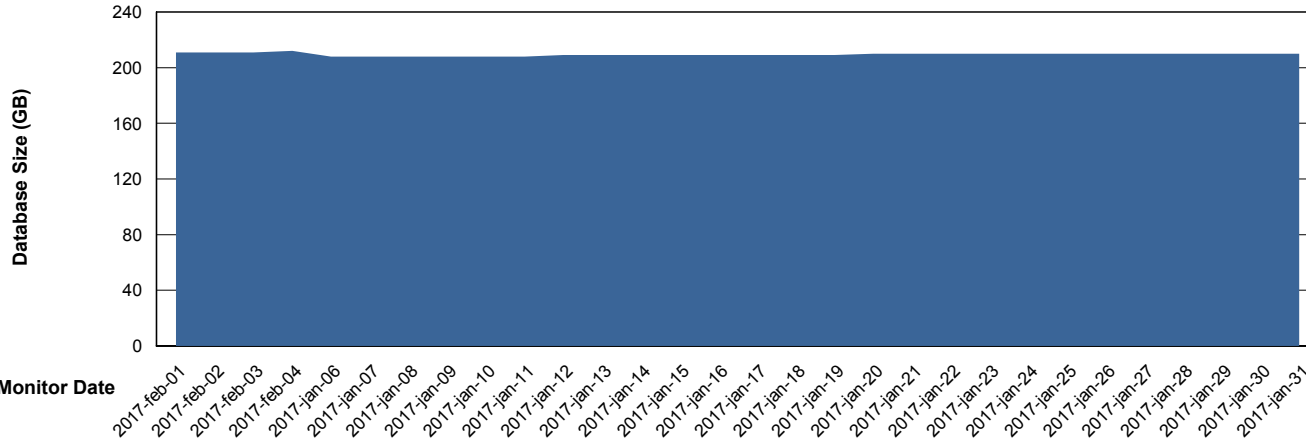
Weekly SLA Customer Report

Customer BCH Production
 Database ID 28



DATABASE SIZE BCHDB_Production

Database growth over last month



Database Tablespace BCHDB_Production

Date	Tablespace Name	Filesize (Gb)	Usedsize (Gb)	Percentage free
4-2-2017	ABSDATA	44	38	14
	INDX	196	171	13
3-2-2017	ABSDATA	44	38	14
	INDX	196	171	13
2-2-2017	ABSDATA	44	38	14
	INDX	196	171	13
1-2-2017	ABSDATA	44	38	14
	INDX	196	170	13
31-1-2017	ABSDATA	44	38	14
	INDX	196	170	13
30-1-2017	ABSDATA	44	38	14
	INDX	196	170	13
29-1-2017	ABSDATA	44	37	16
	INDX	196	170	13

Weekly SLA Customer Report

Customer BCH Production
Database ID 28



Standby Database Health BCH Production

Recovery lag for last 7 days

