

Weekly SLA Customer Report

Customer PCO Production
 Database ID 44



=====
 HARDDISK USAGE PCO_PRD_ORACLE1
 =====

	Total disk space on C (GB)	Free disk space on C (GB)	Total disk space on D (GB)	Free disk space on D (GB)
14-1-2017	279	170	838	243
13-1-2017	279	170	838	258
12-1-2017	279	171	838	261
11-1-2017	279	171	838	267
10-1-2017	279	170	838	256
9-1-2017	279	170	838	255
8-1-2017	279	171	838	257

=====
 HARDDISK USAGE PCO_PRD_ORACLE2
 =====

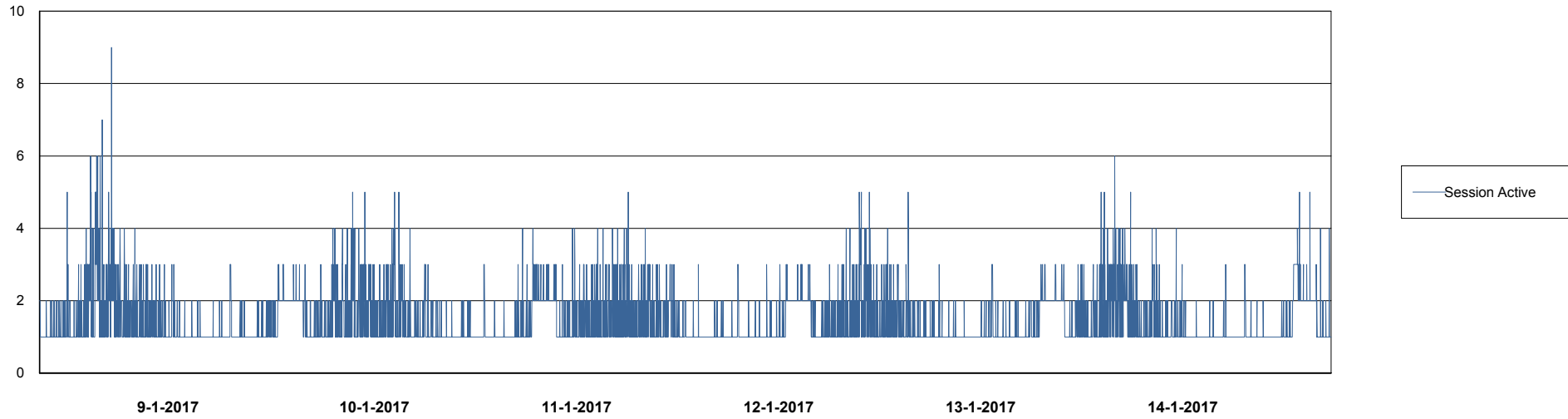
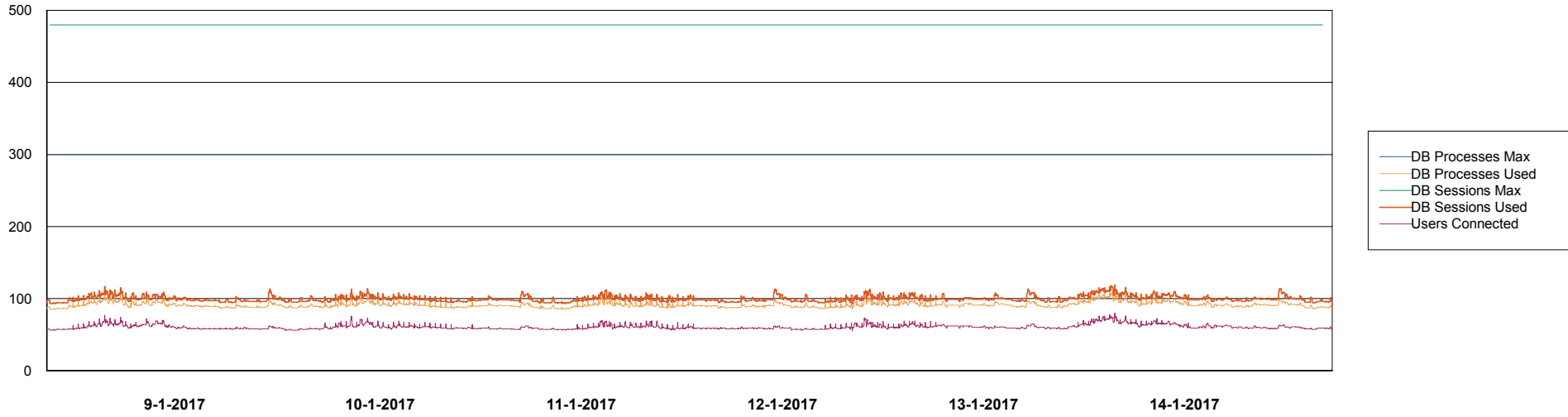
	Total disk space on C (GB)	Free disk space on C (GB)	Total disk space on D (GB)	Free disk space on D (GB)
14-1-2017	279	214	838	468
13-1-2017	279	214	838	471
12-1-2017	279	215	838	474
11-1-2017	279	211	838	477
10-1-2017	279	207	838	481
9-1-2017	279	208	838	484
8-1-2017	279	208	838	486

Weekly SLA Customer Report

Customer PCO Production
Database ID 44



DATABASE PERFORMANCE PCODB_Production

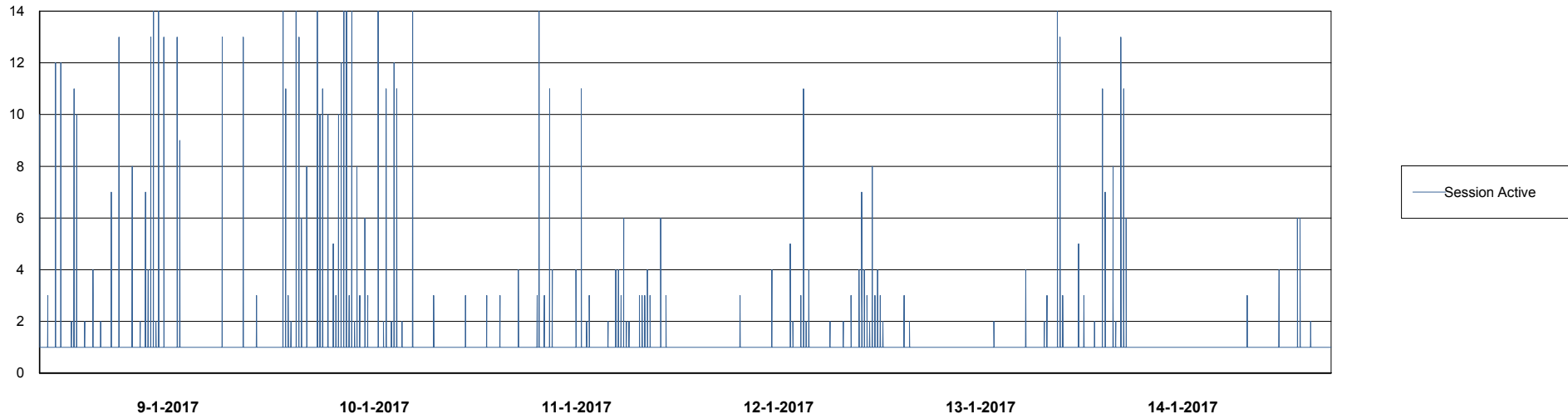
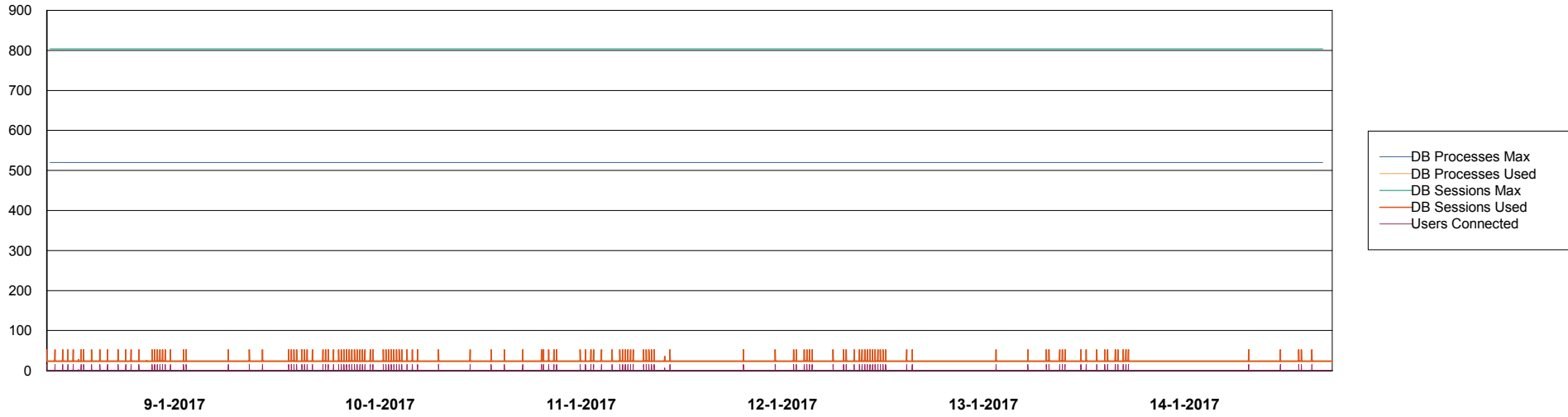


Weekly SLA Customer Report

Customer PCO Production
Database ID 44



DATABASE PERFORMANCE PCODB_Standby



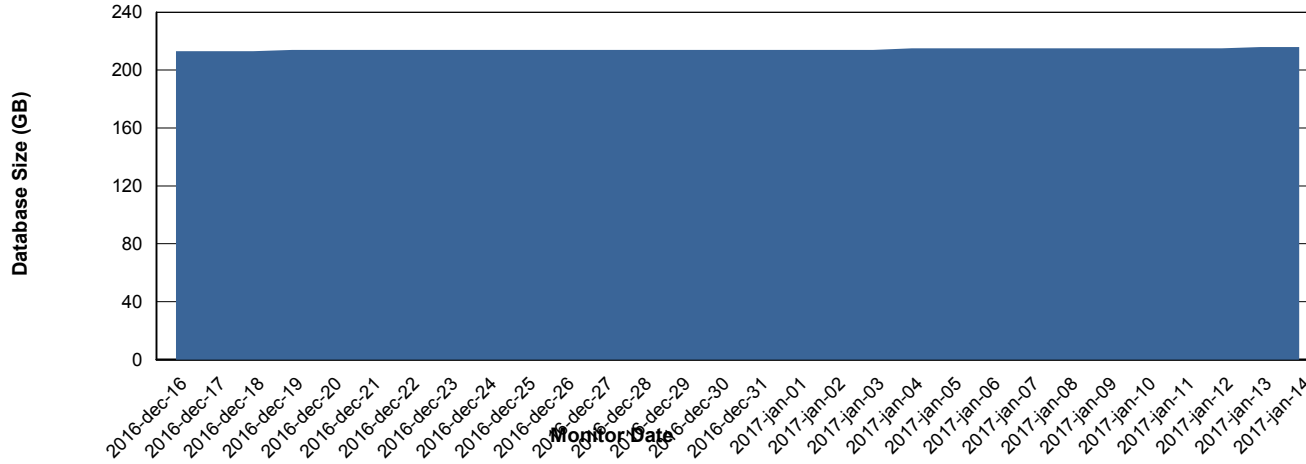
Weekly SLA Customer Report

Customer PCO Production
 Database ID 44



=====
 DATABASE SIZE PCODB_Production
 =====

Database growth over last month



=====
 DATABASE TABLESPACES PCODB_Production
 =====

TOTAL DATABASE SIZE PER TABLESPACE

Date	Tablespace Name	Filesize (Gb)	Usedsize (Gb)	Percentage free
14-1-2017	ABSDATA	95	77	19
	INDX	161	137	15
13-1-2017	ABSDATA	95	77	19
	INDX	161	137	15
12-1-2017	ABSDATA	95	77	19
	INDX	161	137	15
11-1-2017	ABSDATA	95	77	19
	INDX	161	137	15
10-1-2017	ABSDATA	95	77	19
	INDX	161	136	16
9-1-2017	ABSDATA	95	77	19
	INDX	161	136	16
8-1-2017	ABSDATA	95	77	19
	INDX	161	136	16

Weekly SLA Customer Report

Customer PCO Production
Database ID 44



=====
STANDBY DATABASE HEALTH PCO Production
=====

Recovery lag for last 7 days

