

Weekly SLA Customer Report

Customer DFD Production
 Database ID 39



=====
 HARDDISK USAGE DFD_PRD_BI1
 =====

	Total disk space on C (GB)	Free disk space on C (GB)	Total disk space on E (GB)	Free disk space on E (GB)
14-1-2017	50	17	100	15
13-1-2017	50	17	100	16
12-1-2017	50	17	100	16
11-1-2017	50	17	100	16
10-1-2017	50	17	100	16
9-1-2017	50	17	100	16
8-1-2017	50	17	100	16

=====
 HARDDISK USAGE DFD_PRD_ORACLE1
 =====

	Total disk space on C (GB)	Free disk space on C (GB)	Total disk space on D (GB)	Free disk space on D (GB)	Total disk space on E (GB)	Free disk space on E (GB)	Total disk space on F (GB)	Free disk space on F (GB)
14-1-2017	78	36	479	353	400	176	800	640
13-1-2017	78	36	479	353	400	177	800	640
12-1-2017	78	36	479	353	400	178	800	640
11-1-2017	78	36	479	353	400	179	800	640
10-1-2017	78	36	479	353	400	181	800	640
9-1-2017	78	36	479	353	400	182	800	640
8-1-2017	78	36	479	353	400	182	800	640

Weekly SLA Customer Report

Customer DFD Production
 Database ID 39



=====
 HARDDISK USAGE DFD_PRD_ORACLE2
 =====

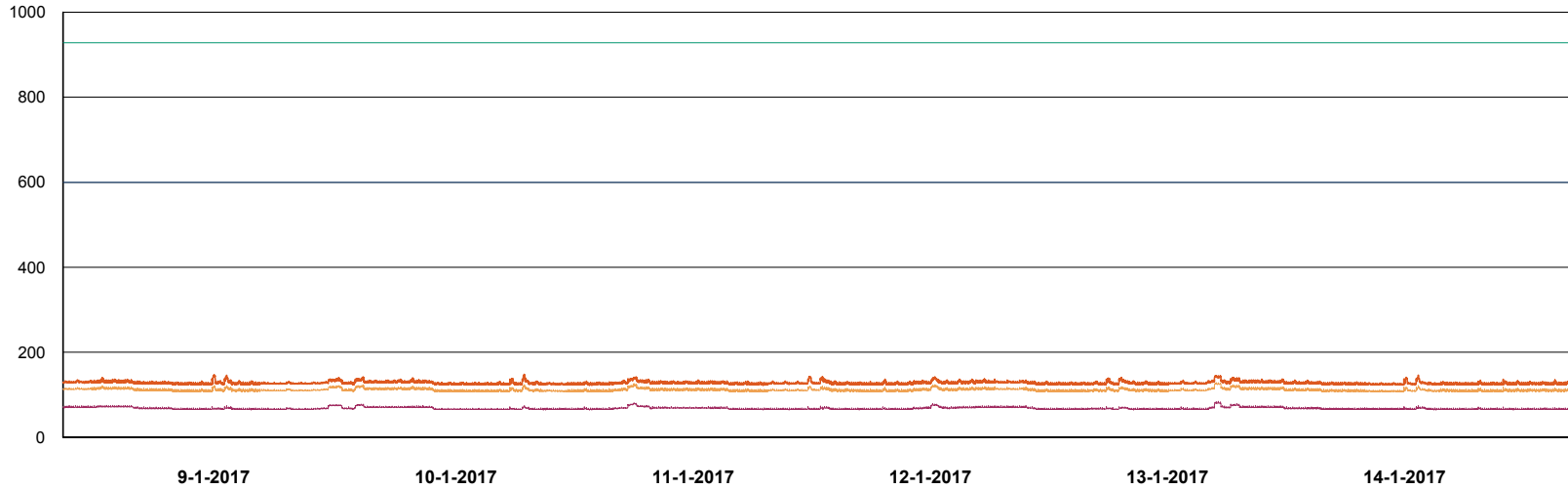
	Total disk space on C (GB)	Free disk space on C (GB)	Total disk space on D (GB)	Free disk space on D (GB)	Total disk space on E (GB)	Free disk space on E (GB)	Total disk space on F (GB)	Free disk space on F (GB)
14-1-2017	78	12	479	342	800	403	800	537
13-1-2017	78	12	479	342	800	404	800	537
12-1-2017	78	12	479	342	800	405	800	537
11-1-2017	78	12	479	342	800	406	800	537
10-1-2017	78	12	479	342	800	408	800	537
9-1-2017	78	12	479	342	800	409	800	537
8-1-2017	78	12	479	342	800	410	800	537

Weekly SLA Customer Report

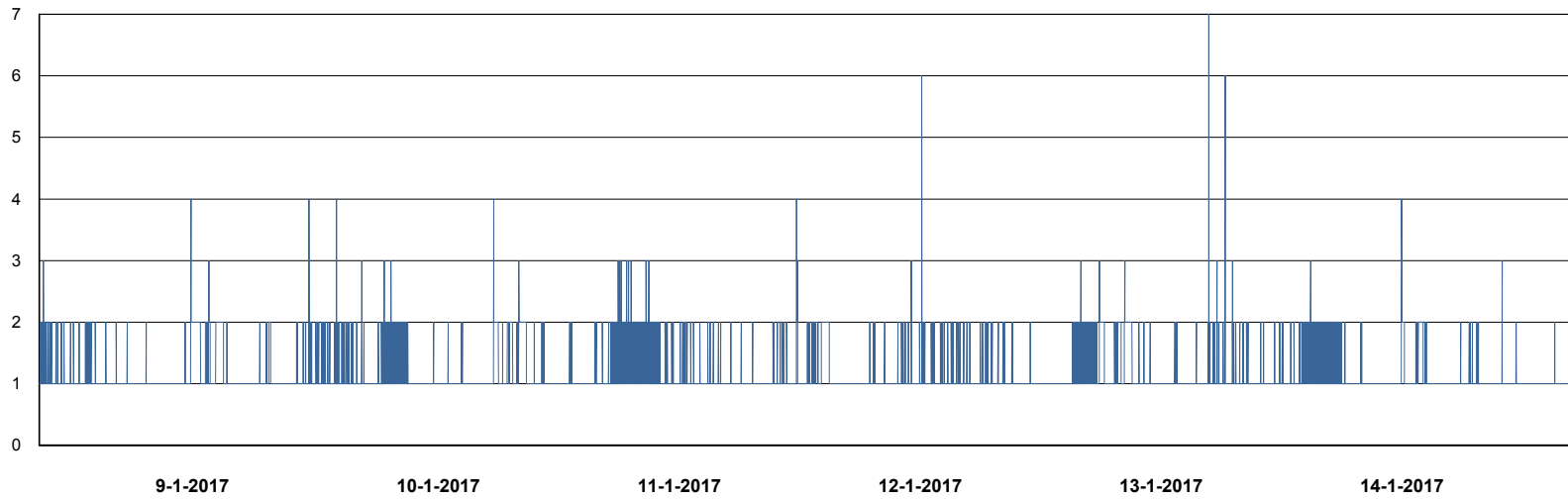
Customer DFD Production
Database ID 39



DATABASE PERFORMANCE DFDDB_Production



- DB Processes Max
- DB Processes Used
- DB Sessions Max
- DB Sessions Used
- Users Connected



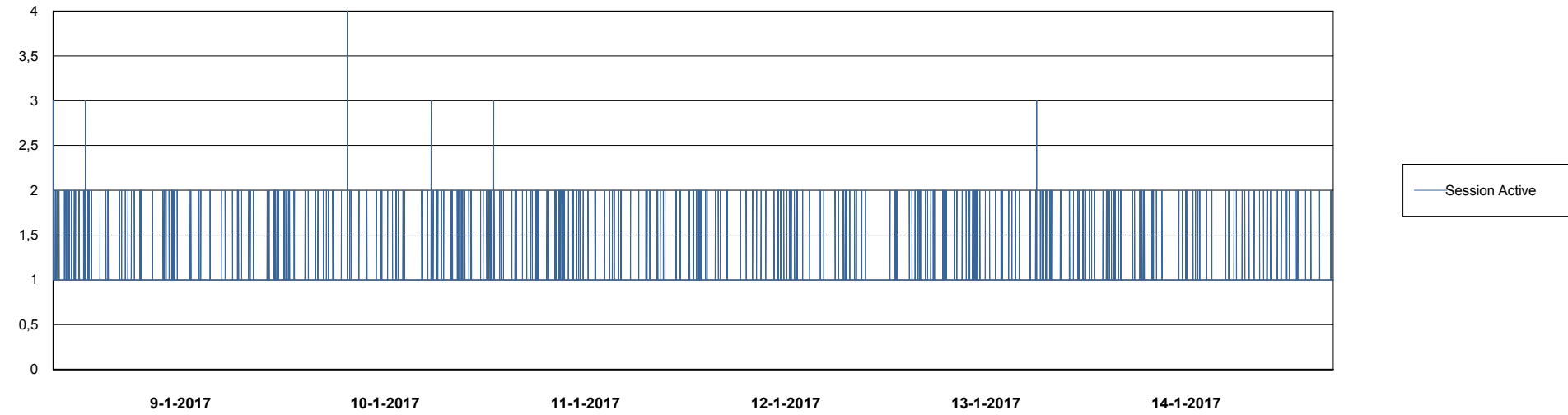
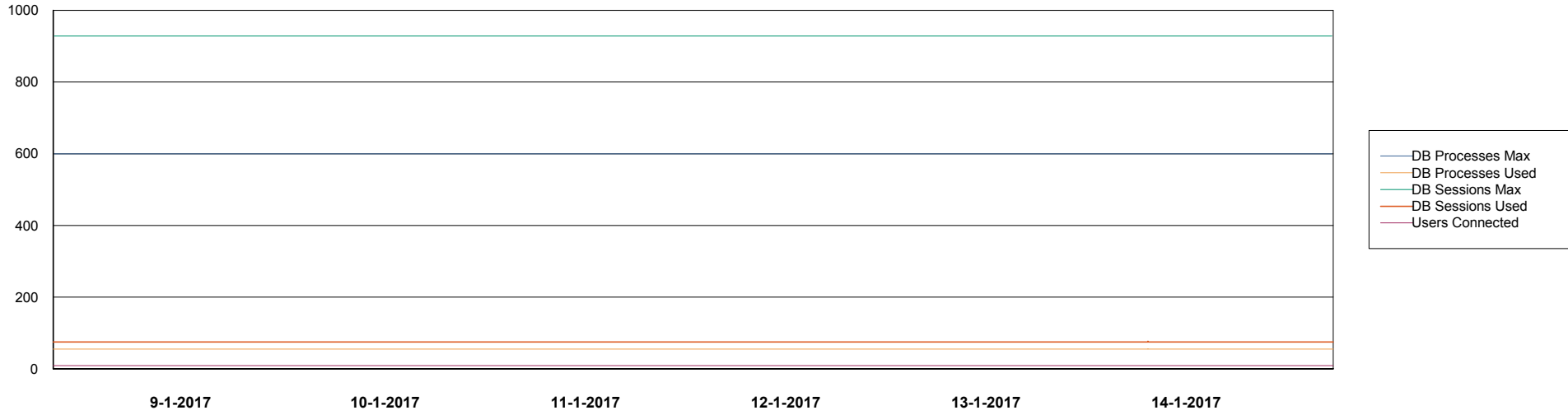
- Session Active

Weekly SLA Customer Report

Customer DFD Production
Database ID 39



DATABASE PERFORMANCE DFDDB_Standby

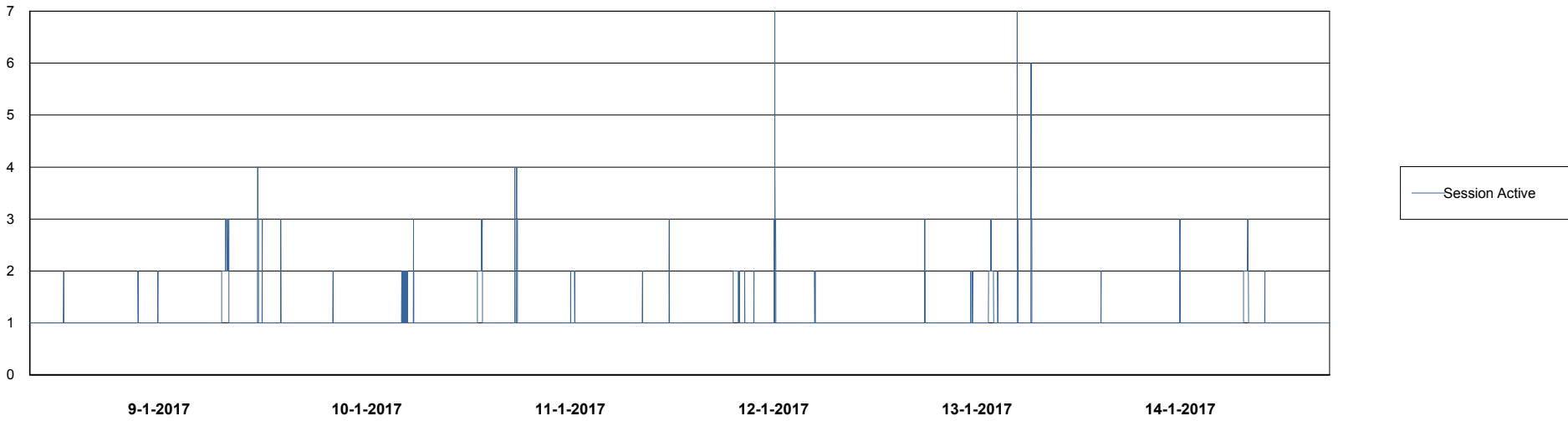
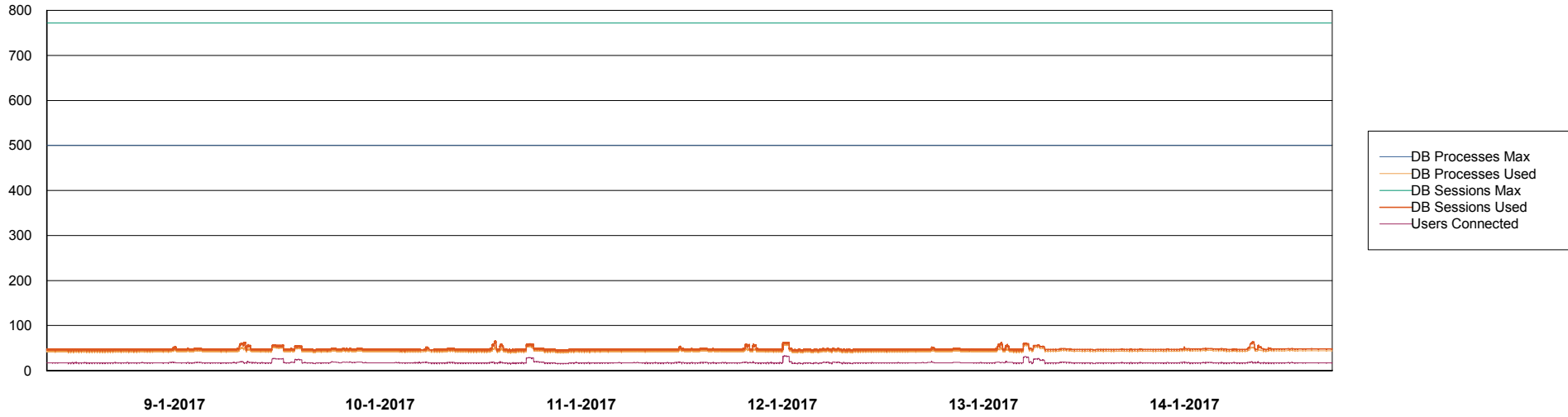


Weekly SLA Customer Report

Customer DFD Production
Database ID 39



DATABASE PERFORMANCE DFDDDBI_Production



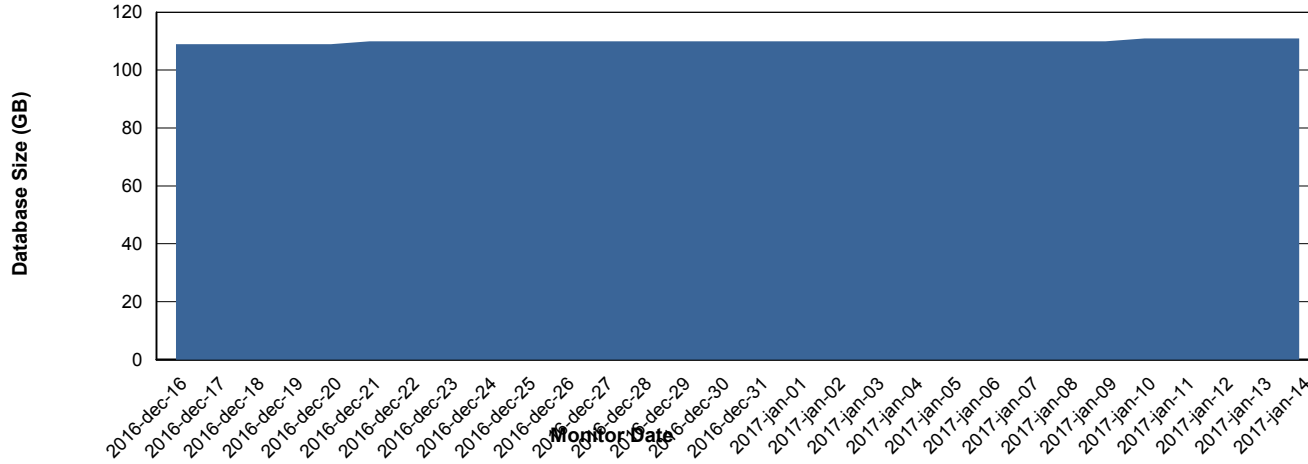
Weekly SLA Customer Report

Customer DFD Production
Database ID 39



=====
DATABASE SIZE DFDDDB_Production
=====

Database growth over last month



Weekly SLA Customer Report

Customer DFD Production
 Database ID 39



=====
 DATABASE TABLESPACES DFDDDB_Production
 =====

TOTAL DATABASE SIZE PER TABLESPACE

Date	Tablespace Name	Filesize (Gb)	Usedsize (Gb)	Percentage free
14-1-2017	ABSDATA	39	33	15
	INDX	88	76	14
13-1-2017	ABSDATA	39	33	15
	INDX	88	76	14
12-1-2017	ABSDATA	39	33	15
	INDX	88	76	14
11-1-2017	ABSDATA	39	33	15
	INDX	88	76	14
10-1-2017	ABSDATA	39	33	15
	INDX	88	76	14
9-1-2017	ABSDATA	39	33	15
	INDX	88	75	15
8-1-2017	ABSDATA	39	33	15
	INDX	88	75	15

Weekly SLA Customer Report

Customer DFD Production
 Database ID 39



=====
 DATABASE TABLESPACES DFDDDBI_Production
 =====

TOTAL DATABASE SIZE PER TABLESPACE

Date	Tablespace Name	Filesize (Gb)	Usedsize (Gb)	Percentage free
14-1-2017	ABSDATA	23	20	13
	INDX	24	20	17
13-1-2017	ABSDATA	23	20	13
	INDX	24	20	17
12-1-2017	ABSDATA	23	20	13
	INDX	24	20	17
11-1-2017	ABSDATA	23	20	13
	INDX	24	20	17
10-1-2017	ABSDATA	23	20	13
	INDX	24	20	17
9-1-2017	ABSDATA	23	20	13
	INDX	24	20	17
8-1-2017	ABSDATA	23	20	13
	INDX	24	20	17

=====
 STANDBY DATABASE HEALTH DFD Production
 =====

Recovery lag for last 7 days



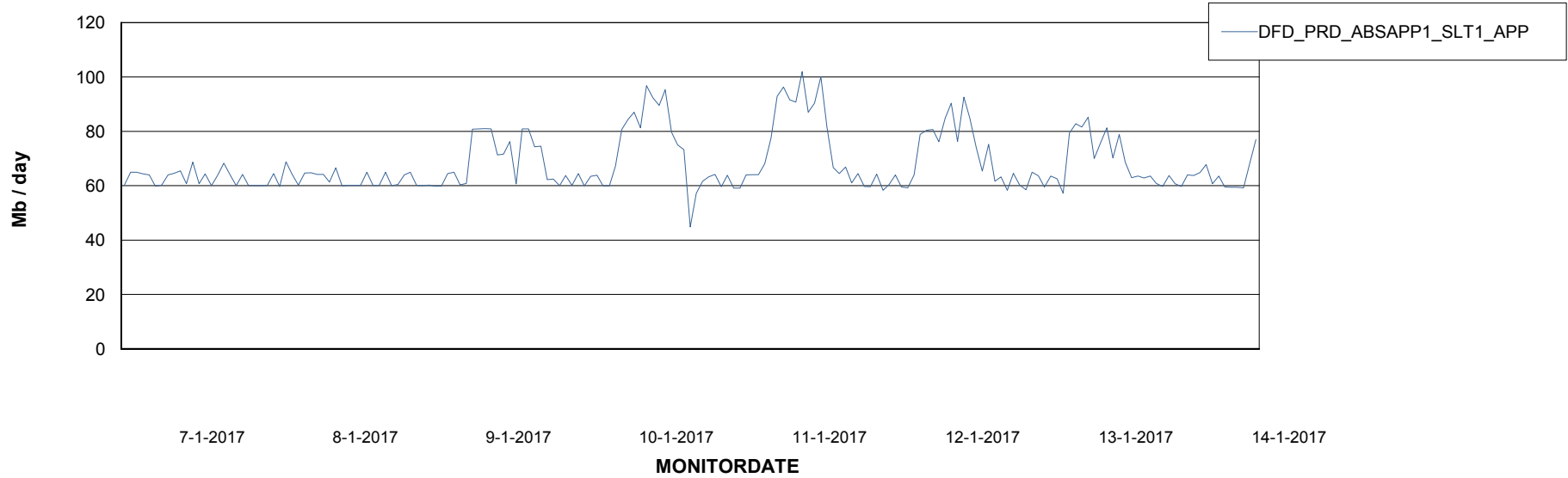
Weekly SLA Customer Report

Customer DFD Production
Database ID 39



=====
ABSolute Application Server Services
=====

Avg memory used per ABS Server Service



Weekly SLA Customer Report

Customer DFD Production
Database ID 39



=====
ABSolute Application ReportServer Services
=====

Avg memory used per ReportServer Service

