

Weekly SLA Customer Report

Customer PCO Production
 Database ID 44



=====
 HARDDISK USAGE PCO_PRD_ORACLE1
 =====

	Total disk space on C (GB)	Free disk space on C (GB)	Total disk space on D (GB)	Free disk space on D (GB)
24-12-2016	279	171	838	174
23-12-2016	279	171	838	169
22-12-2016	279	171	838	209
21-12-2016	279	171	838	274
20-12-2016	279	171	838	320
19-12-2016	279	171	838	232
18-12-2016	279	171	838	139

=====
 HARDDISK USAGE PCO_PRD_ORACLE2
 =====

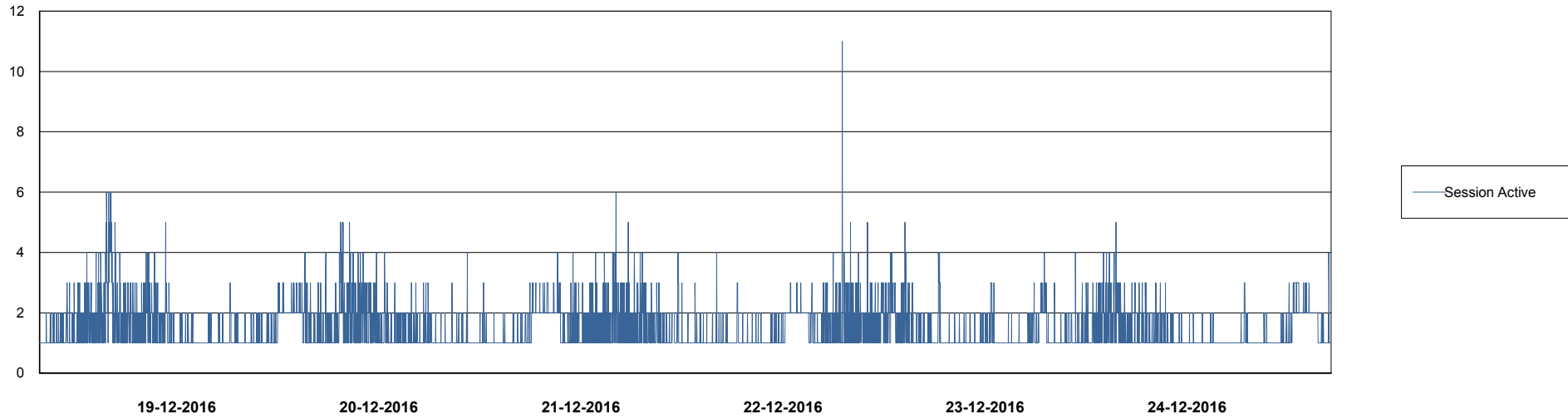
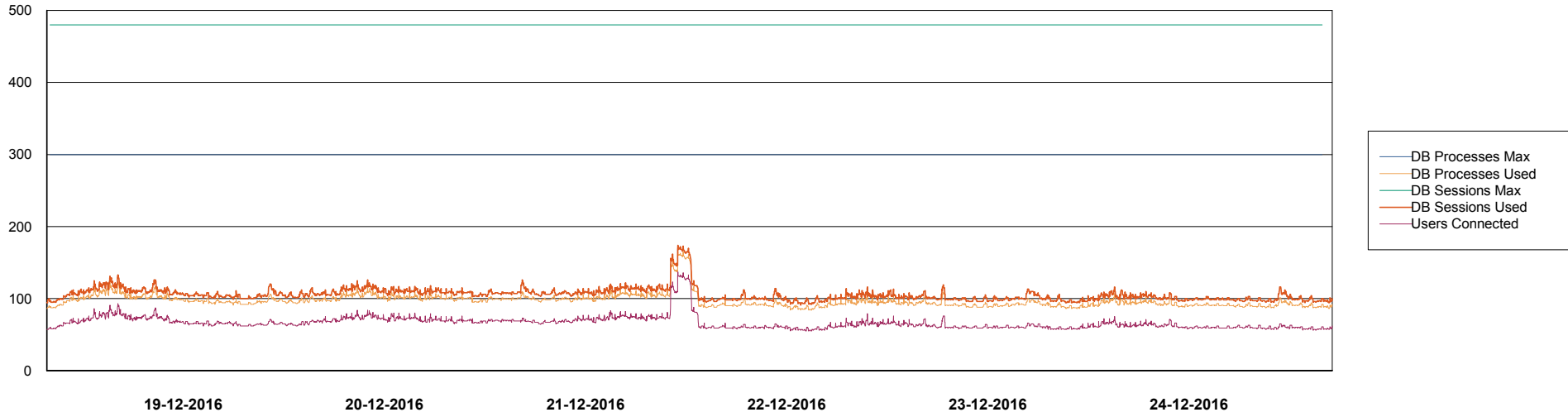
	Total disk space on C (GB)	Free disk space on C (GB)	Total disk space on D (GB)	Free disk space on D (GB)
24-12-2016	279	211	838	526
23-12-2016	279	212	838	528
22-12-2016	279	212	838	532
21-12-2016	279	212	838	535
20-12-2016	279	212	838	545
19-12-2016	279	212	838	510
18-12-2016	279	213	838	464

Weekly SLA Customer Report

Customer PCO Production
Database ID 44



DATABASE PERFORMANCE PCODB_Production

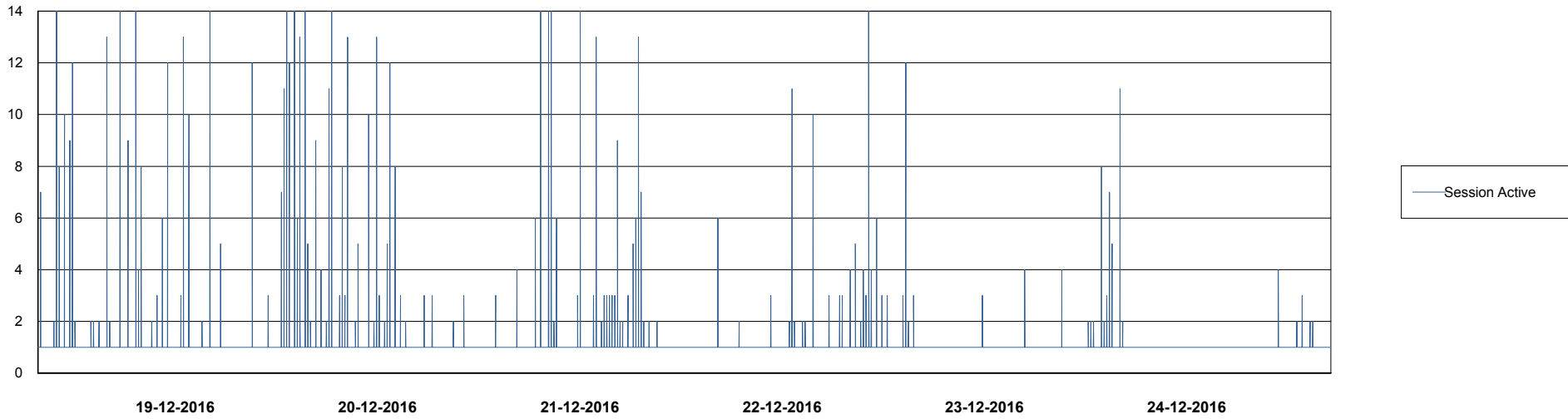
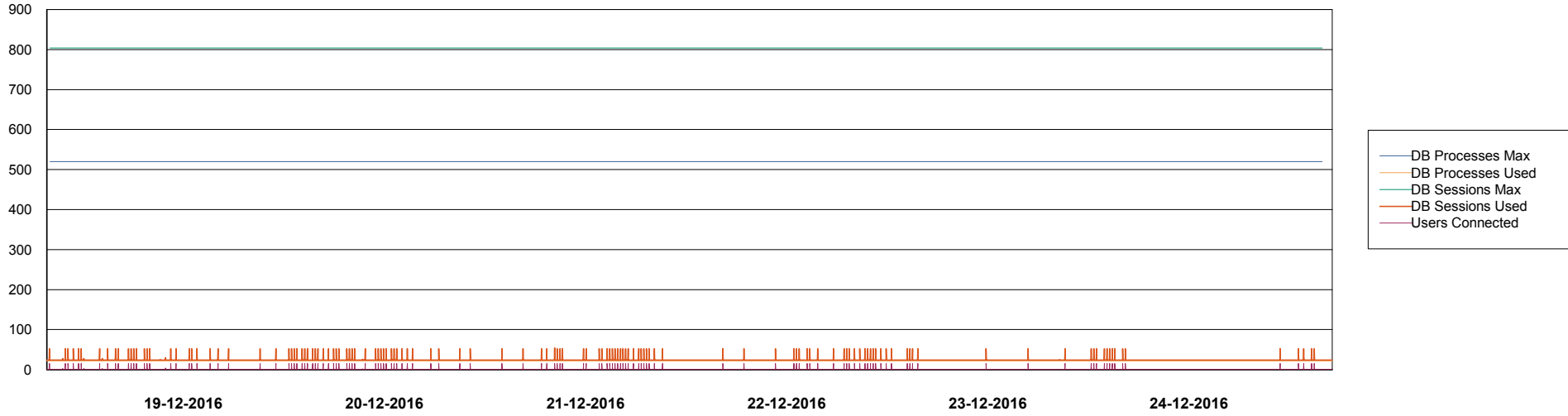


Weekly SLA Customer Report

Customer PCO Production
Database ID 44



DATABASE PERFORMANCE PCODB_Standby



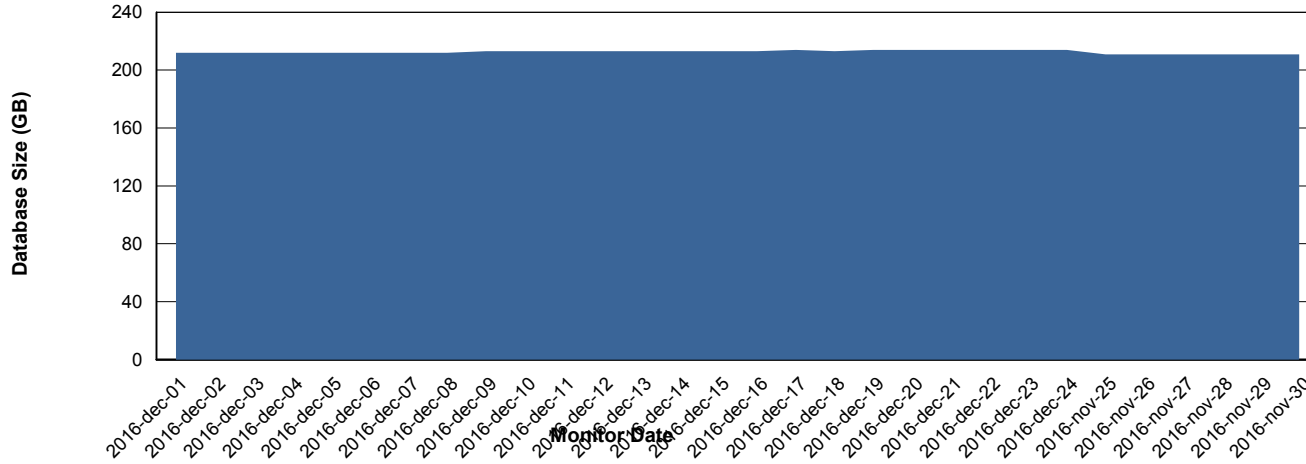
Weekly SLA Customer Report

Customer PCO Production
 Database ID 44



=====
 DATABASE SIZE PCODB_Production
 =====

Database growth over last month



=====
 DATABASE TABLESPACES PCODB_Production
 =====

TOTAL DATABASE SIZE PER TABLESPACE

Date	Tablespace Name	Filesize (Gb)	Usedsize (Gb)	Percentage free
24-12-2016	ABSDATA	95	77	19
	INDX	161	136	16
23-12-2016	ABSDATA	95	77	19
	INDX	161	136	16
22-12-2016	ABSDATA	95	77	19
	INDX	161	135	16
21-12-2016	ABSDATA	95	77	19
	INDX	161	135	16
20-12-2016	ABSDATA	95	76	20
	INDX	161	135	16
19-12-2016	ABSDATA	88	76	14
	INDX	156	135	13
18-12-2016	ABSDATA	88	76	14
	INDX	156	135	13

Weekly SLA Customer Report

Customer PCO Production
Database ID 44



=====
STANDBY DATABASE HEALTH PCO Production
=====

Recovery lag for last 7 days

