

Weekly SLA Customer Report

Customer CLO Production
 Database ID 38



=====
 HARDDISK USAGE CLO_PRD_CLO_ORACLE_001
 =====

	Total disk space on C (GB)	Free disk space on C (GB)	Total disk space on D (GB)	Free disk space on D (GB)	Total disk space on E (GB)	Free disk space on E (GB)
17-12-2016	137	38	137	25	107	27
16-12-2016	137	38	137	26	107	26
15-12-2016	137	38	137	28	107	25
14-12-2016	137	38	137	25	107	25
13-12-2016	137	38	137	27	107	25
12-12-2016	137	38	137	25	107	25
11-12-2016	137	39	137	28	107	26

=====
 HARDDISK USAGE CLO_PRD_CLO_ORACLE_002
 =====

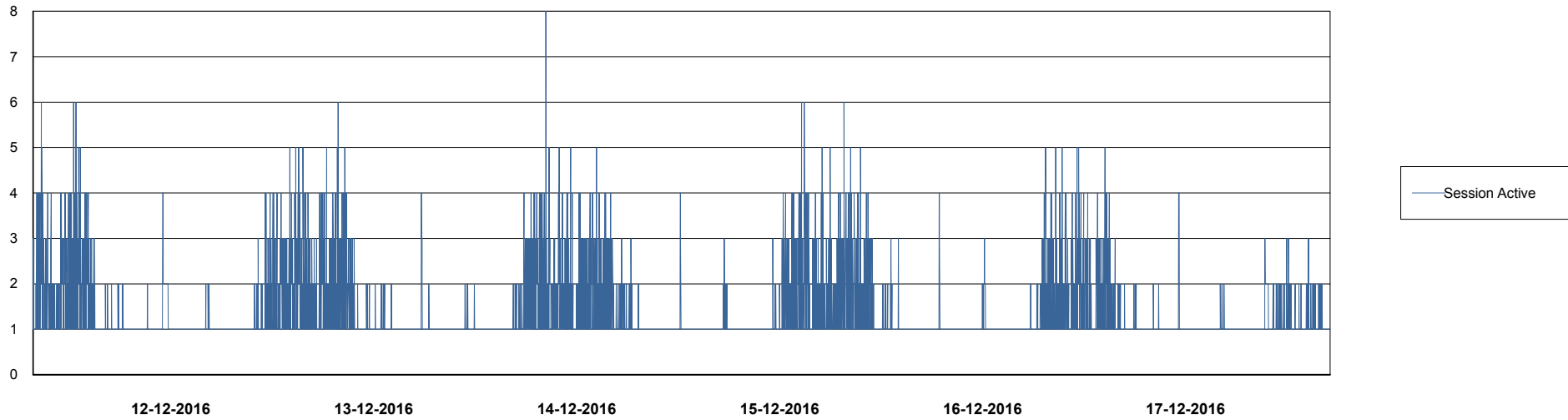
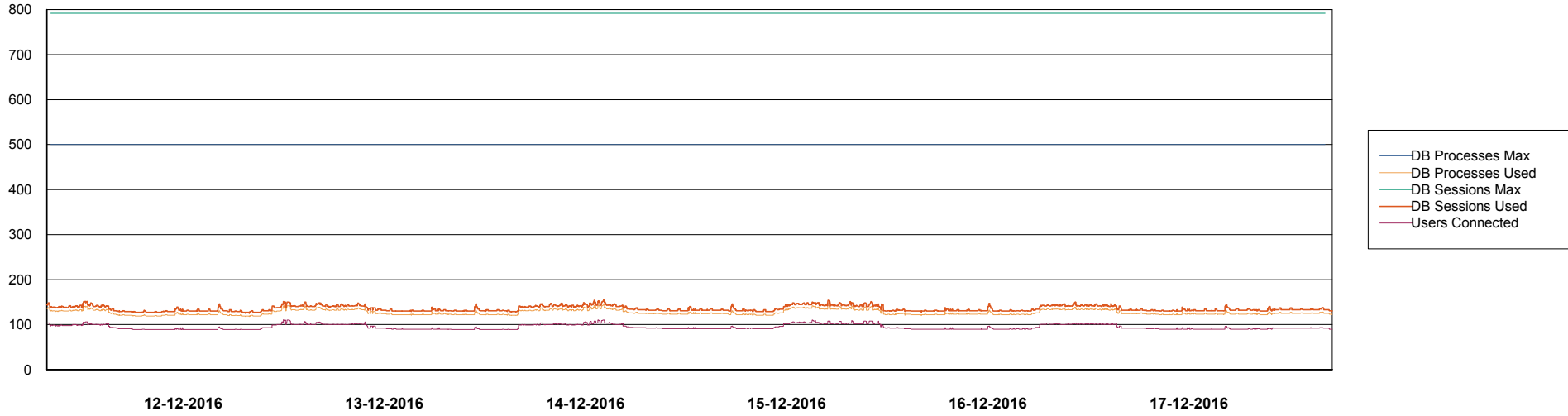
	Total disk space on C (GB)	Free disk space on C (GB)	Total disk space on D (GB)	Free disk space on D (GB)	Total disk space on E (GB)	Free disk space on E (GB)
17-12-2016	273	100	137	16	107	31
16-12-2016	273	102	137	16	107	30
15-12-2016	273	102	137	16	107	29
14-12-2016	273	102	137	16	107	29
13-12-2016	273	102	137	16	107	29
12-12-2016	273	102	137	16	107	29
11-12-2016	273	102	137	16	107	30

Weekly SLA Customer Report

Customer CLO Production
Database ID 38



DATABASE PERFORMANCE CLODB_Production

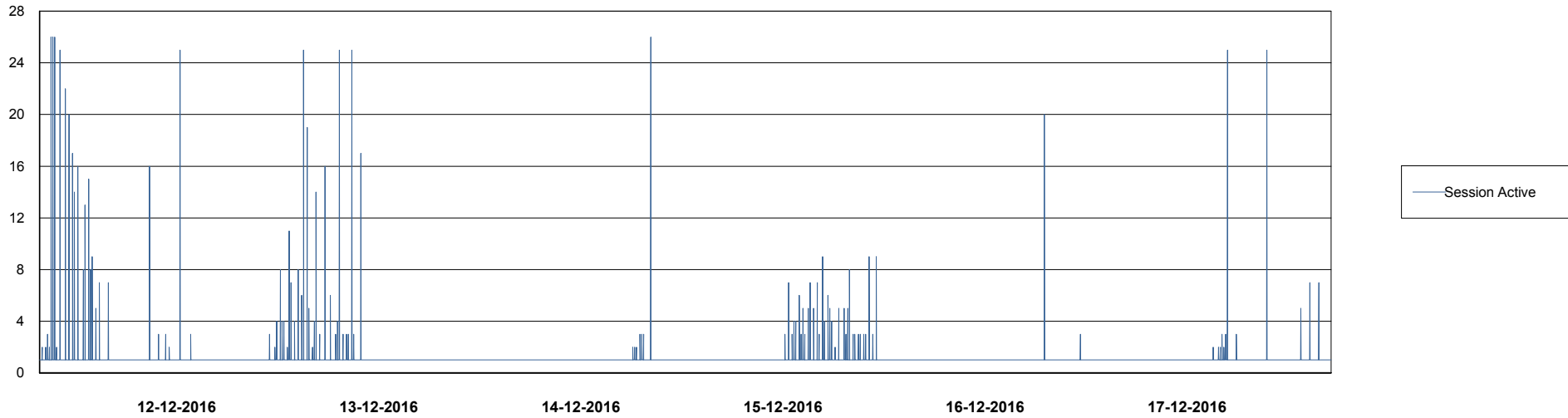
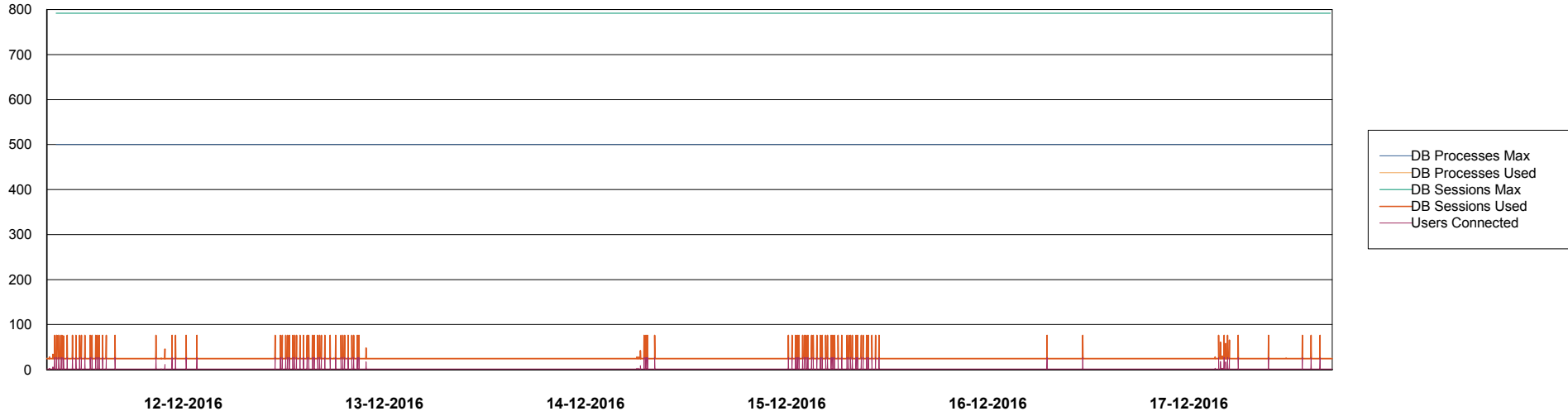


Weekly SLA Customer Report

Customer CLO Production
Database ID 38



DATABASE PERFORMANCE CLODB_Standby



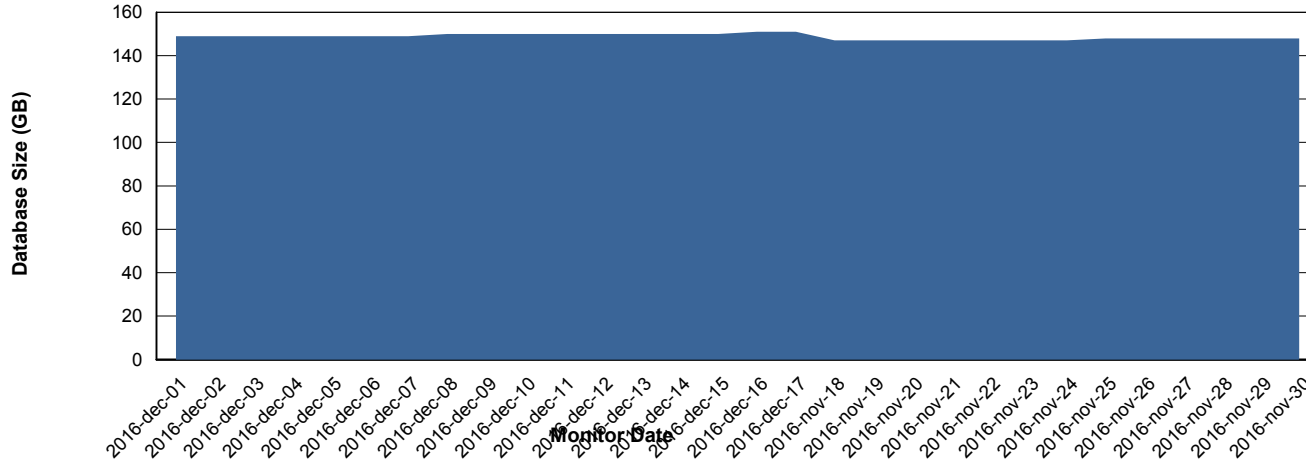
Weekly SLA Customer Report

Customer CLO Production
 Database ID 38



=====
 DATABASE SIZE CLODB_Production
 =====

Database growth over last month



=====
 DATABASE TABLESPACES CLODB_Production
 =====

TOTAL DATABASE SIZE PER TABLESPACE

Date	Tablespace Name	Filesize (Gb)	Usedsize (Gb)	Percentage free
17-12-2016	ABSDATA	86	77	10
	INDX	85	73	14
16-12-2016	ABSDATA	86	77	10
	INDX	85	73	14
15-12-2016	ABSDATA	86	76	12
	INDX	85	73	14
14-12-2016	ABSDATA	86	76	12
	INDX	85	73	14
13-12-2016	ABSDATA	86	76	12
	INDX	85	73	14
12-12-2016	ABSDATA	86	75	13
	INDX	85	73	14
11-12-2016	ABSDATA	86	75	13
	INDX	85	73	14


Weekly SLA Customer Report

Customer CLO Production
Database ID 38

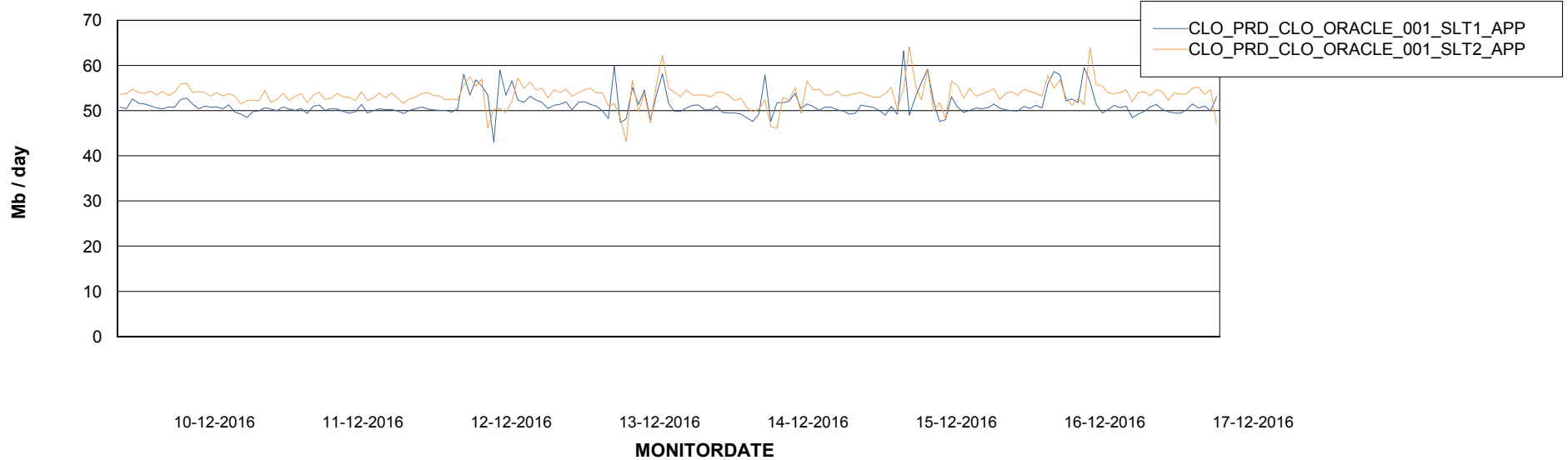


=====
ABSolute Application Server Services
=====

Disaster per ABS Server



Avg memory used per ABS Server Service



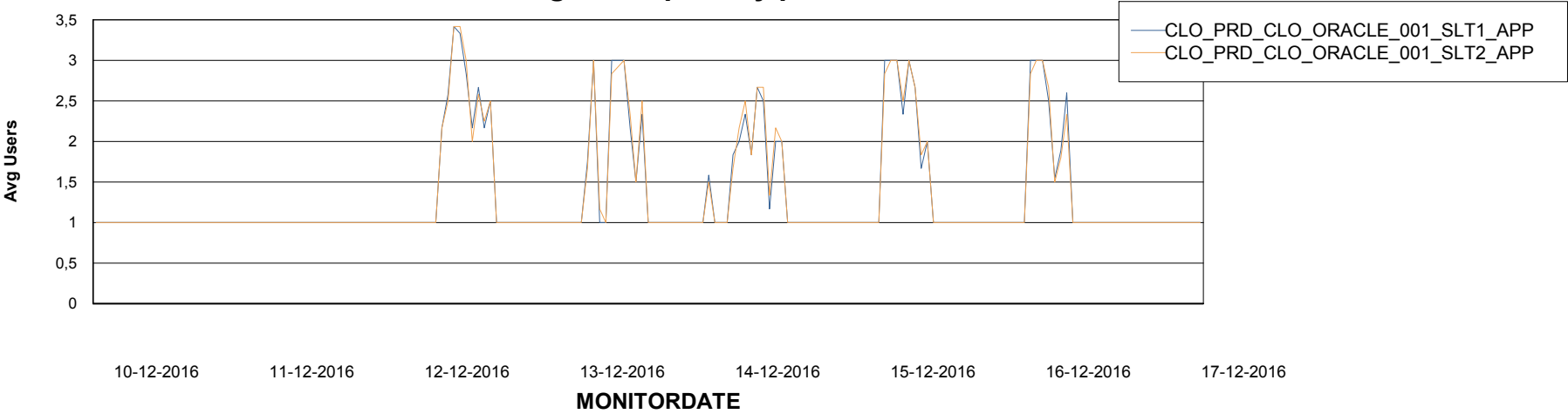
Weekly SLA Customer Report

Customer CLO Production
Database ID 38



=====
ABSolute Application Server Services
=====

Avg users per day per ABS server




Weekly SLA Customer Report

Customer CLO Production
Database ID 38

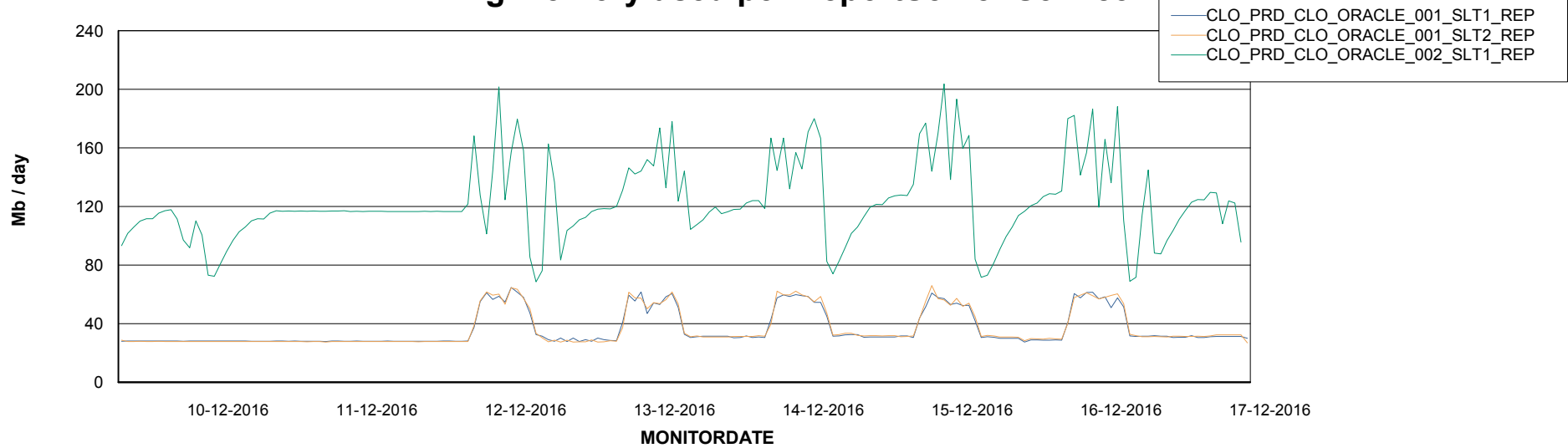


=====
ABSolute Application ReportServer Services
=====

Disaster per ReportServer



Avg memory used per ReportServer Service

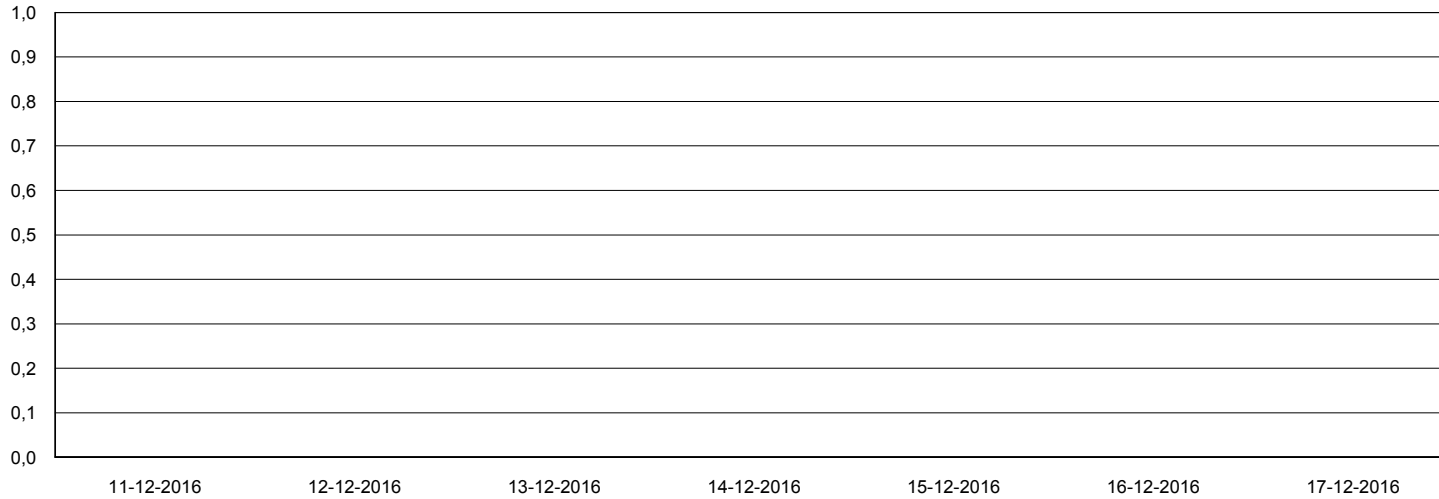


Weekly SLA Customer Report

Customer CLO Production
Database ID 38



Disaster per ABS component



- CLO_PRD_CLO_ORACLE_001_SLT1_APP
- CLO_PRD_CLO_ORACLE_001_SLT1_REP
- CLO_PRD_CLO_ORACLE_001_SLT2_APP
- CLO_PRD_CLO_ORACLE_001_SLT2_REP
- CLO_PRD_CLO_ORACLE_002_SLT1_REP
- CLO_PRD_ORACLE_001_SLT1_GWS