

Weekly SLA Customer Report

Customer PCO Production
 Database ID 44



=====
 HARDDISK USAGE PCO_PRD_ORACLE1
 =====

	Total disk space on C (GB)	Free disk space on C (GB)	Total disk space on D (GB)	Free disk space on D (GB)
10-12-2016	279	173	838	160
9-12-2016	279	173	838	160
8-12-2016	279	174	838	156
7-12-2016	279	174	838	179
6-12-2016	279	175	838	187
5-12-2016	279	175	838	164
4-12-2016	279	176	838	168

=====
 HARDDISK USAGE PCO_PRD_ORACLE2
 =====

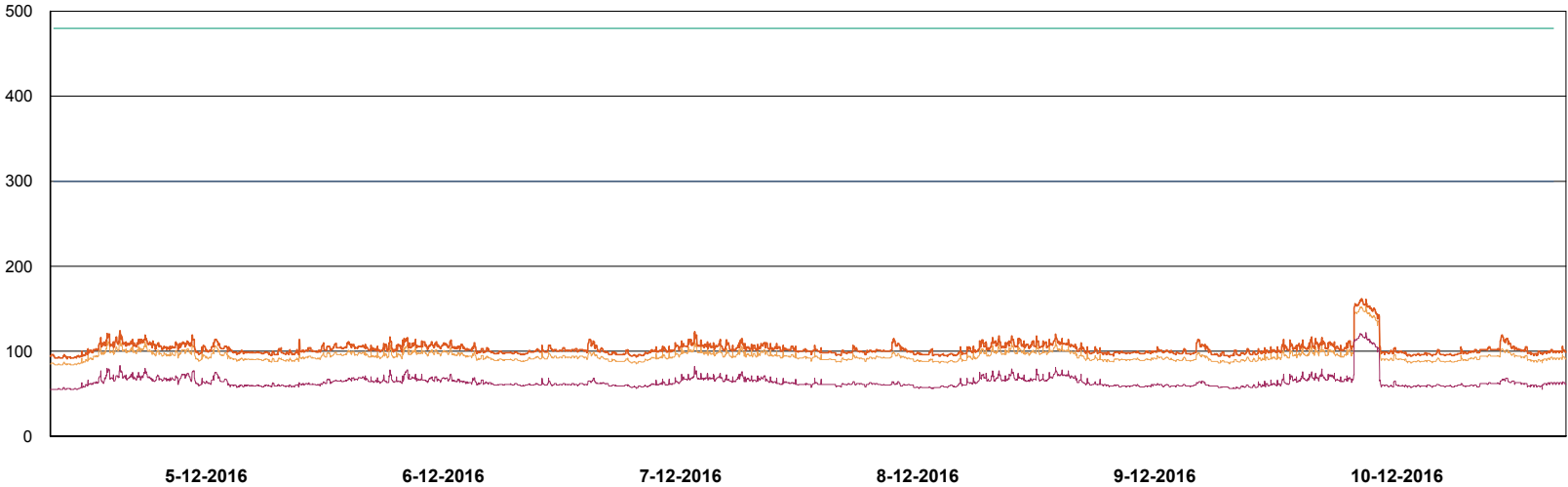
	Total disk space on C (GB)	Free disk space on C (GB)	Total disk space on D (GB)	Free disk space on D (GB)
10-12-2016	279	204	838	490
9-12-2016	279	205	838	492
8-12-2016	279	205	838	496
7-12-2016	279	206	838	500
6-12-2016	279	206	838	503
5-12-2016	279	207	838	506
4-12-2016	279	208	838	508

Weekly SLA Customer Report

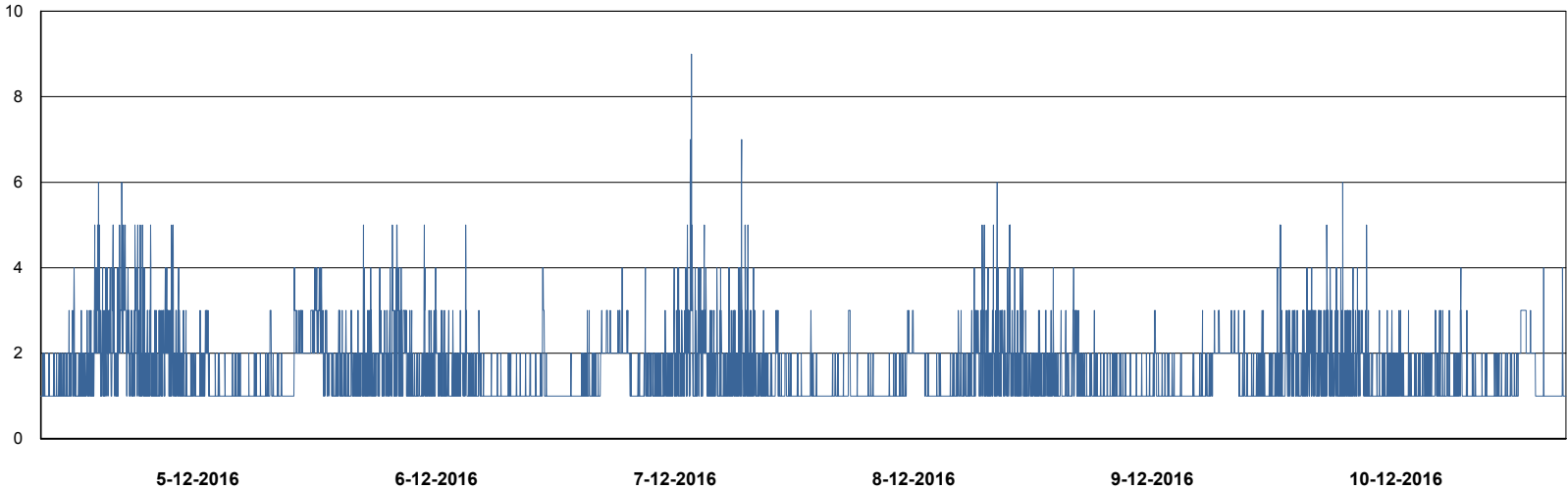
Customer PCO Production
Database ID 44



DATABASE PERFORMANCE PCODB_Production



- DB Processes Max
- DB Processes Used
- DB Sessions Max
- DB Sessions Used
- Users Connected



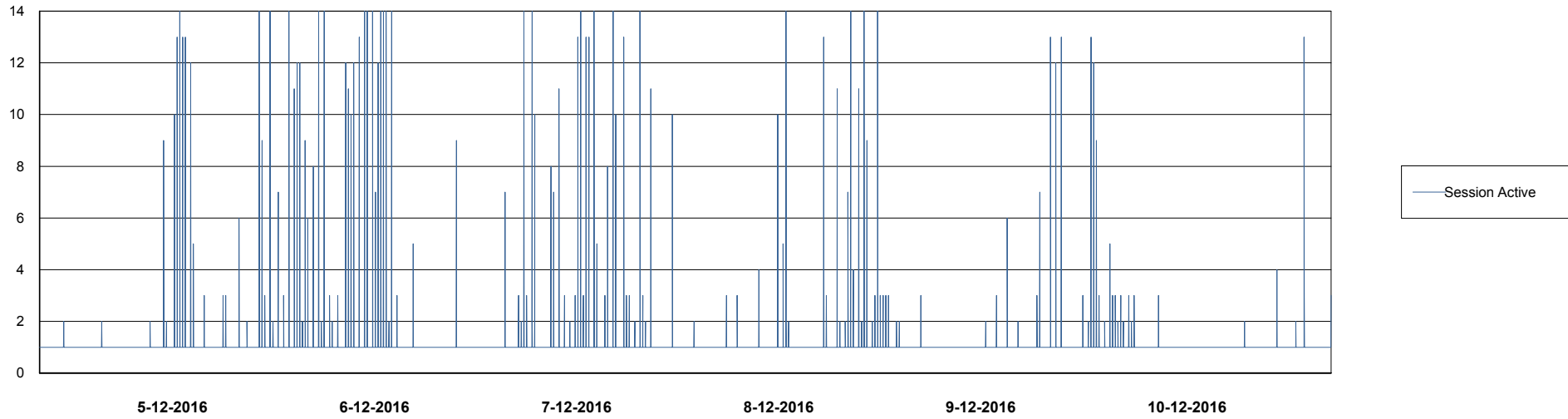
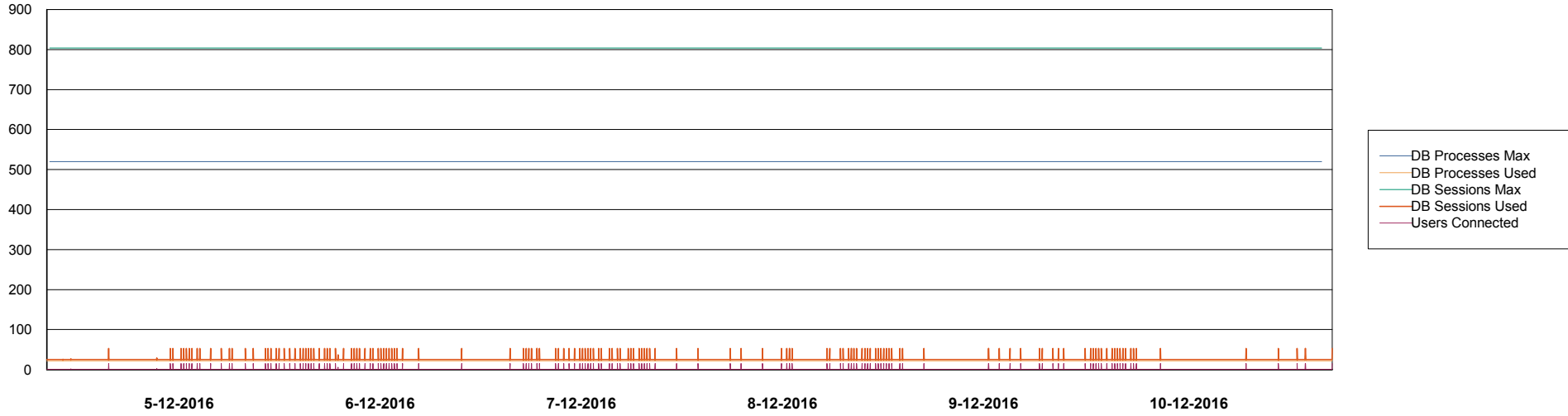
- Session Active

Weekly SLA Customer Report

Customer PCO Production
Database ID 44



DATABASE PERFORMANCE PCODB_Standby



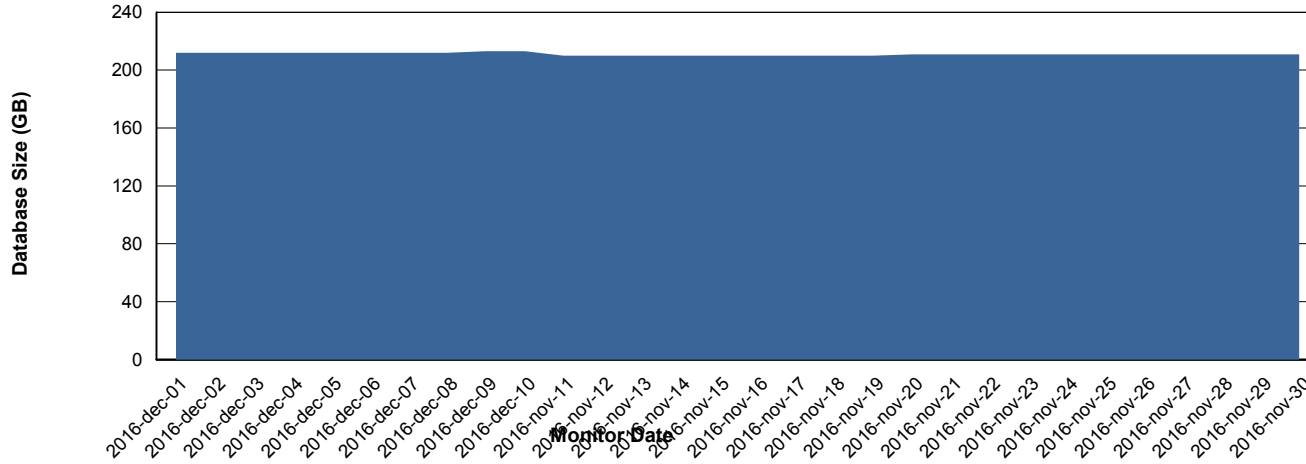
Weekly SLA Customer Report

Customer PCO Production
 Database ID 44



=====
 DATABASE SIZE PCODB_Production
 =====

Database growth over last month



=====
 DATABASE TABLESPACES PCODB_Production
 =====

TOTAL DATABASE SIZE PER TABLESPACE

Date	Tablespace Name	Filesize (Gb)	Usedsize (Gb)	Percentage free
10-12-2016	ABSDATA	88	76	14
	INDX	156	135	13
9-12-2016	ABSDATA	88	76	14
	INDX	156	135	13
8-12-2016	ABSDATA	88	76	14
	INDX	156	135	13
7-12-2016	ABSDATA	88	76	14
	INDX	156	135	13
6-12-2016	ABSDATA	88	76	14
	INDX	156	134	14
5-12-2016	ABSDATA	88	76	14
	INDX	156	134	14
4-12-2016	ABSDATA	88	76	14
	INDX	156	134	14

Weekly SLA Customer Report

Customer PCO Production
Database ID 44



=====
STANDBY DATABASE HEALTH PCO Production
=====

Recovery lag for last 7 days

