

# Weekly SLA Customer Report

Customer PCO Production  
 Database ID 44



=====  
 HARDDISK USAGE PCO\_PRD\_ORACLE1  
 =====

	Total disk space on C (GB)	Free disk space on C (GB)	Total disk space on D (GB)	Free disk space on D (GB)
3-12-2016	279	176	838	184
2-12-2016	279	176	838	186
1-12-2016	279	177	838	207
30-11-2016	279	177	838	256
29-11-2016	279	178	838	257
28-11-2016	279	178	838	249
27-11-2016	279	179	838	258

=====  
 HARDDISK USAGE PCO\_PRD\_ORACLE2  
 =====

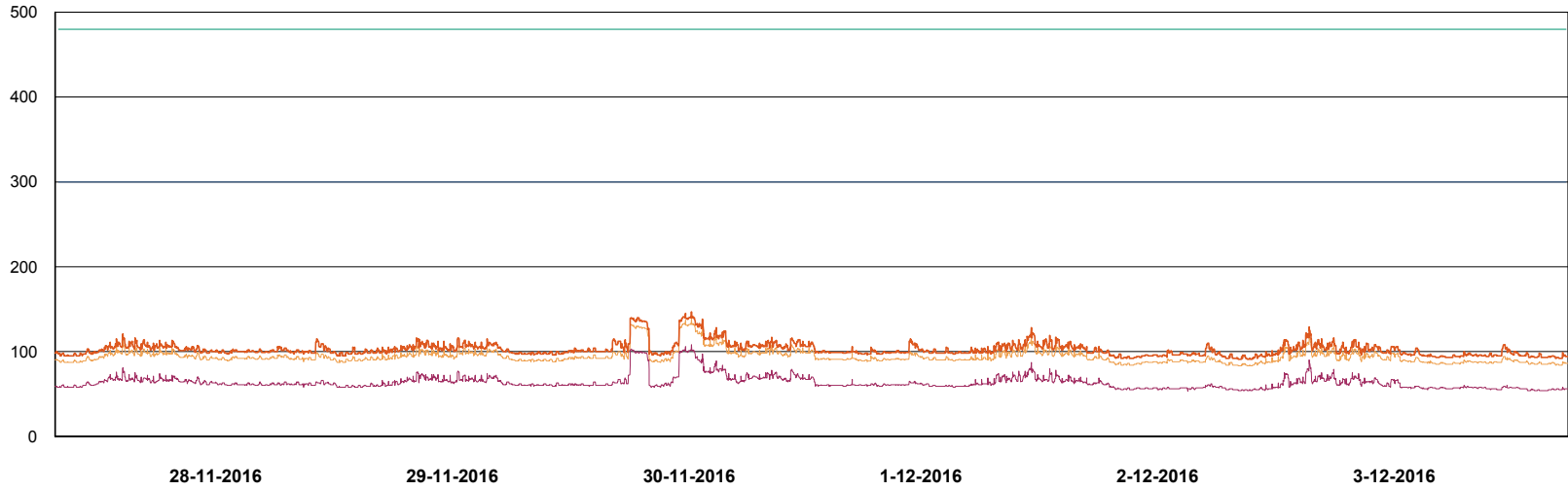
	Total disk space on C (GB)	Free disk space on C (GB)	Total disk space on D (GB)	Free disk space on D (GB)
3-12-2016	279	208	838	511
2-12-2016	279	208	838	513
1-12-2016	279	209	838	517
30-11-2016	279	209	838	521
29-11-2016	279	209	838	525
28-11-2016	279	209	838	528
27-11-2016	279	210	838	529

# Weekly SLA Customer Report

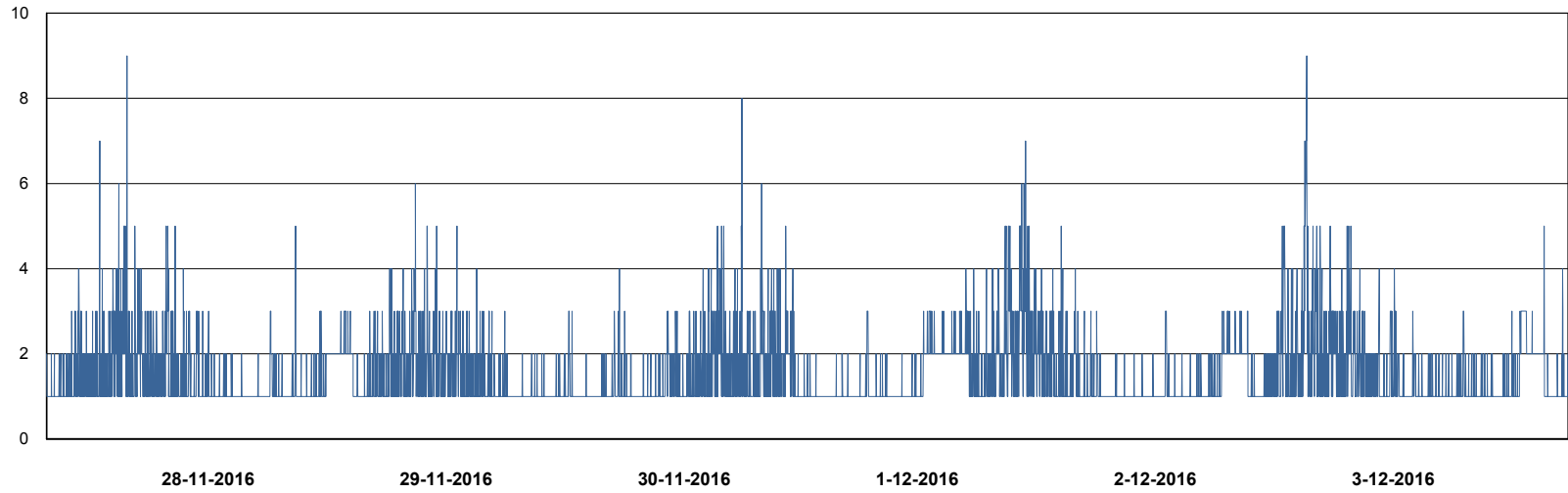
Customer PCO Production  
Database ID 44



DATABASE PERFORMANCE PCODB\_Production



- DB Processes Max
- DB Processes Used
- DB Sessions Max
- DB Sessions Used
- Users Connected



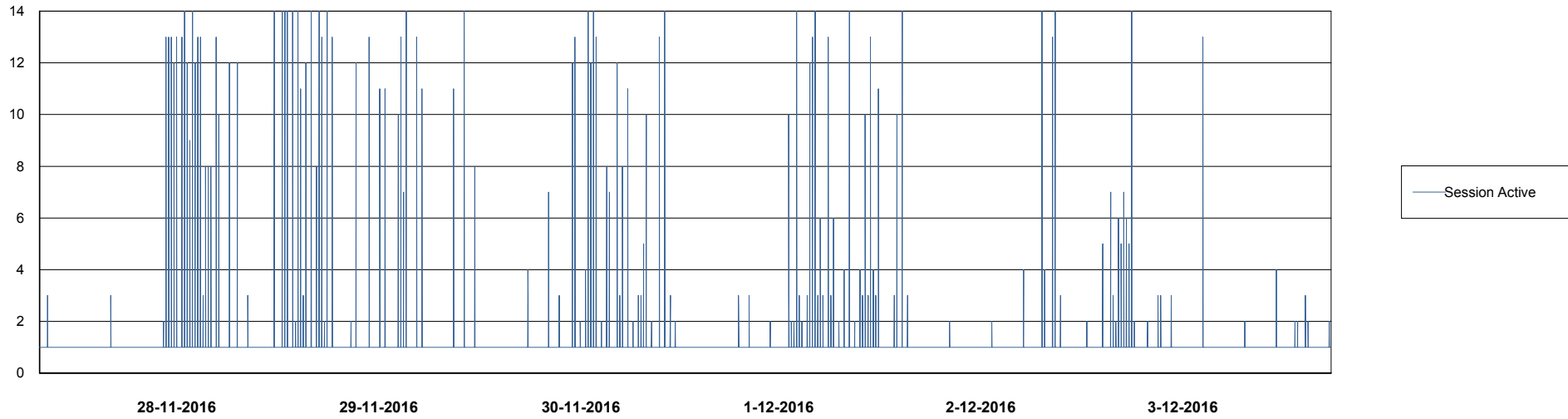
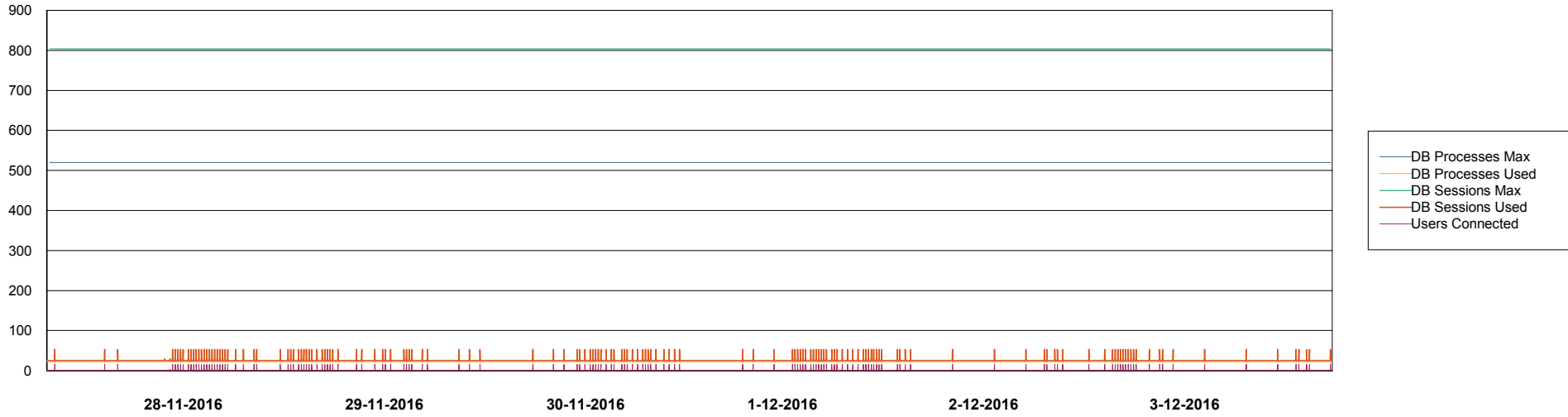
- Session Active

# Weekly SLA Customer Report

Customer PCO Production  
Database ID 44



## DATABASE PERFORMANCE PCODB\_Standby



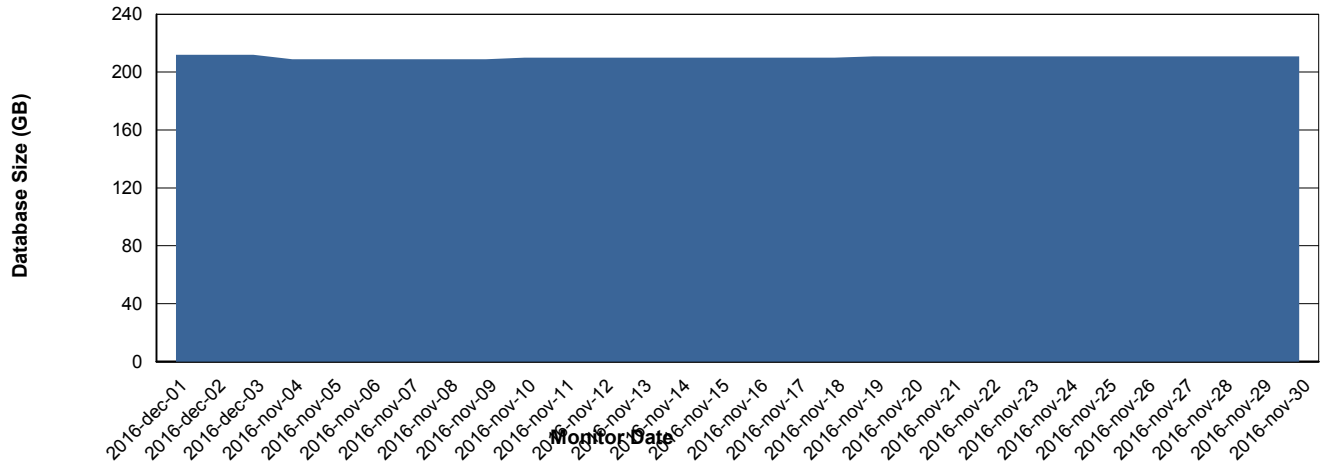
# Weekly SLA Customer Report

Customer PCO Production  
 Database ID 44



=====  
 DATABASE SIZE PCODB\_Production  
 =====

## Database growth over last month



=====  
 DATABASE TABLESPACES PCODB\_Production  
 =====

### TOTAL DATABASE SIZE PER TABLESPACE

Date	Tablespace Name	Filesize (Gb)	Usedsize (Gb)	Percentage free
3-12-2016	ABSDATA	88	76	14
	INDX	156	134	14
2-12-2016	ABSDATA	88	76	14
	INDX	156	134	14
1-12-2016	ABSDATA	88	76	14
	INDX	156	134	14
30-11-2016	ABSDATA	88	76	14
	INDX	156	134	14
29-11-2016	ABSDATA	88	75	15
	INDX	156	134	14
28-11-2016	ABSDATA	88	75	15
	INDX	156	134	14
27-11-2016	ABSDATA	88	75	15
	INDX	156	134	14

# Weekly SLA Customer Report

Customer PCO Production  
Database ID 44



=====  
STANDBY DATABASE HEALTH PCO Production  
=====

### Recovery lag for last 7 days

