

## Weekly SLA Customer Report

Customer      BCH Production  
 Database ID    28



=====  
 HARDDISK USAGE    BCH\_PRD\_ORCDB1  
 =====

	Total disk space on C (GB)	Free disk space on C (GB)	Total disk space on D (GB)	Free disk space on D (GB)
3-12-2016	278	131	278	55
2-12-2016	278	133	278	52
1-12-2016	278	133	278	46
30-11-2016	278	133	278	48
29-11-2016	278	133	278	50
28-11-2016	278	133	278	53
27-11-2016	278	133	278	54

=====  
 HARDDISK USAGE    BCH\_PRD\_ORCDB2  
 =====

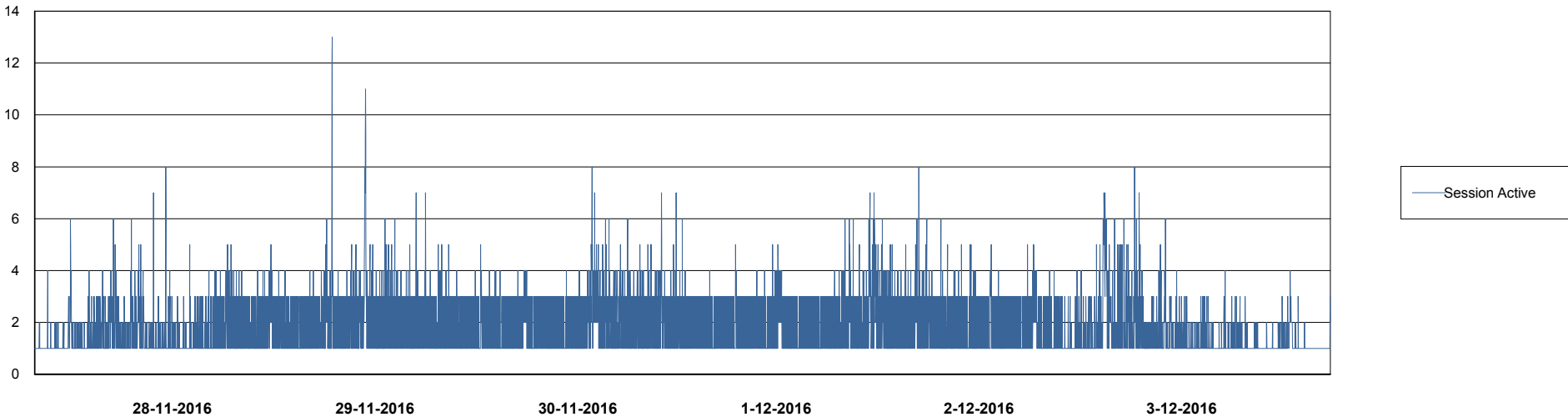
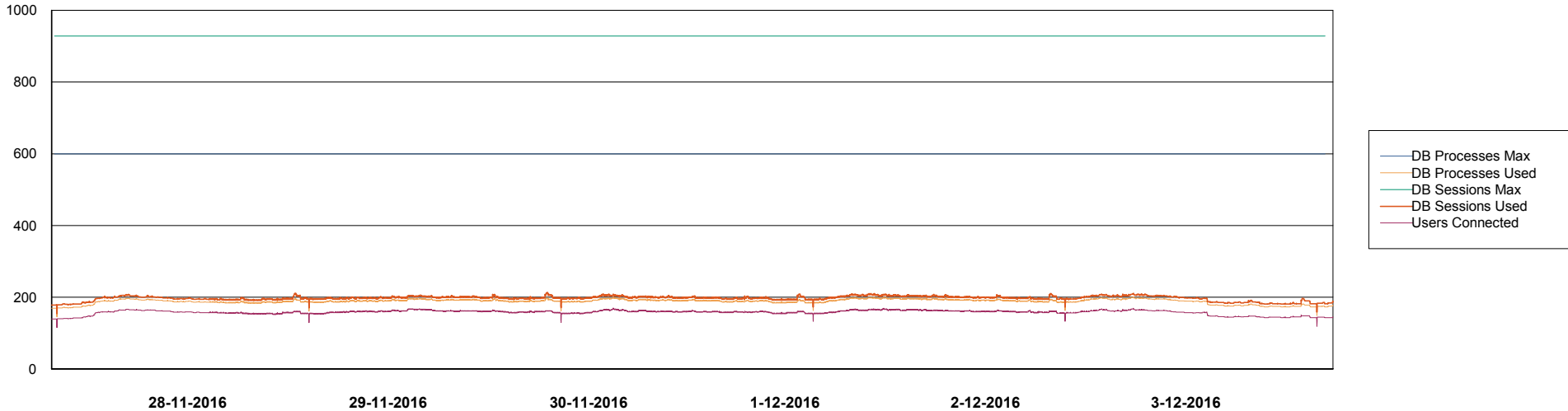
	Total disk space on C (GB)	Free disk space on C (GB)	Total disk space on D (GB)	Free disk space on D (GB)
3-12-2016	278	140	278	52
2-12-2016	278	140	278	49
1-12-2016	278	140	278	43
30-11-2016	278	140	278	45
29-11-2016	278	140	278	48
28-11-2016	278	140	278	50
27-11-2016	278	140	278	51

# Weekly SLA Customer Report

Customer BCH Production  
Database ID 28



=====  
DATABASE PERFORMANCE      BCHDB\_Production      =====  
=====

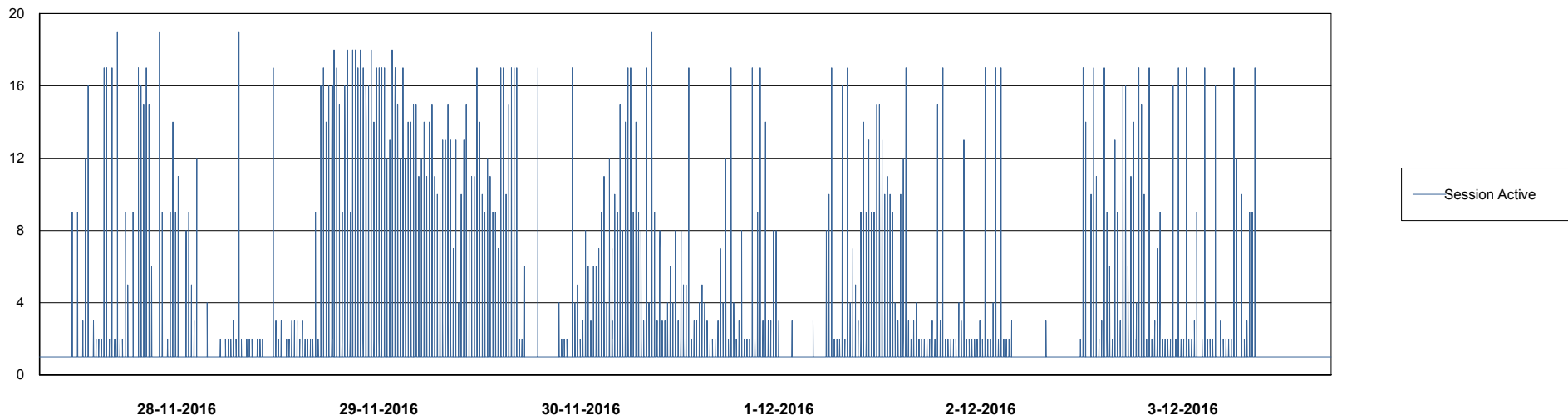
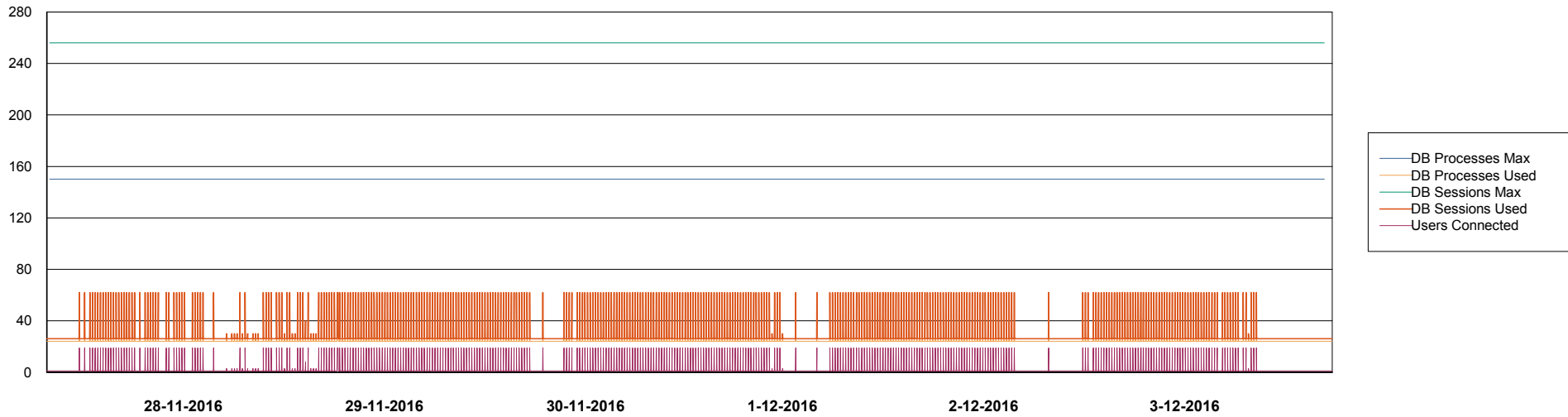


# Weekly SLA Customer Report

Customer BCH Production  
Database ID 28



## DATABASE PERFORMANCE BCHDB\_Standby



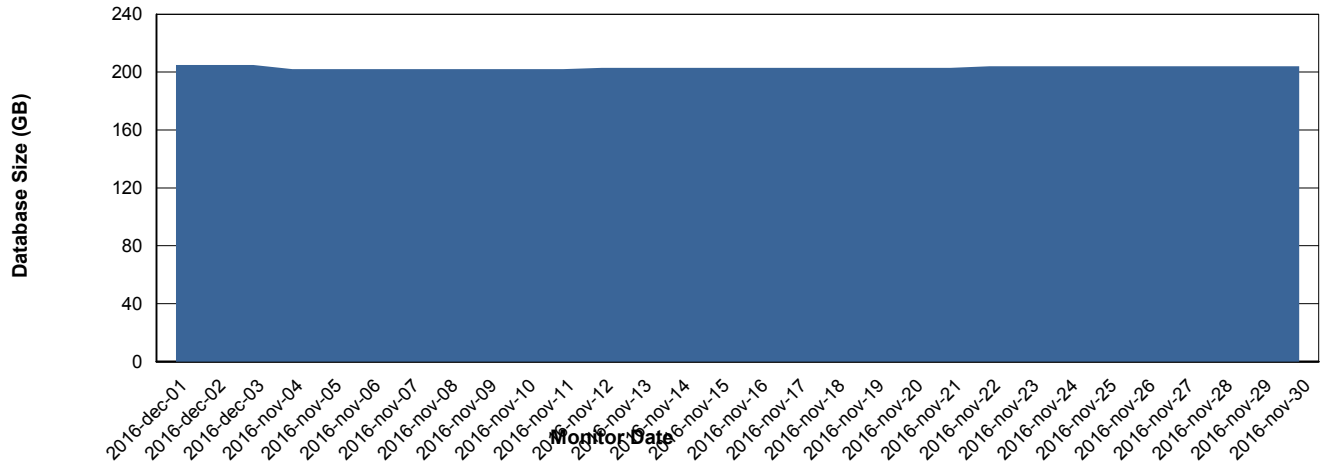
# Weekly SLA Customer Report

Customer BCH Production  
 Database ID 28



=====  
 DATABASE SIZE BCHDB\_Production  
 =====

## Database growth over last month



=====  
 DATABASE TABLESPACES BCHDB\_Production  
 =====

### TOTAL DATABASE SIZE PER TABLESPACE

Date	Tablespace Name	Filesize (Gb)	Usedsize (Gb)	Percentage free
3-12-2016	ABSDATA	44	37	16
	INDX	192	165	14
2-12-2016	ABSDATA	44	37	16
	INDX	192	165	14
1-12-2016	ABSDATA	44	37	16
	INDX	192	165	14
30-11-2016	ABSDATA	44	37	16
	INDX	192	165	14
29-11-2016	ABSDATA	44	36	18
	INDX	192	165	14
28-11-2016	ABSDATA	44	36	18
	INDX	192	165	14
27-11-2016	ABSDATA	44	36	18
	INDX	192	165	14

# Weekly SLA Customer Report

Customer BCH Production  
Database ID 28



=====  
STANDBY DATABASE HEALTH BCH Production  
=====

### Recovery lag for last 7 days

