

Weekly SLA Customer Report

Customer PCO Production
 Database ID 44



=====
 HARDDISK USAGE PCO_PRD_ORACLE1
 =====

	Total disk space on C (GB)	Free disk space on C (GB)	Total disk space on D (GB)	Free disk space on D (GB)
12-11-2016	279	185	838	168
11-11-2016	279	185	838	175
10-11-2016	279	186	838	173
9-11-2016	279	186	838	188
8-11-2016	279	187	838	189
7-11-2016	279	187	838	201
6-11-2016	279	188	838	206

=====
 HARDDISK USAGE PCO_PRD_ORACLE2
 =====

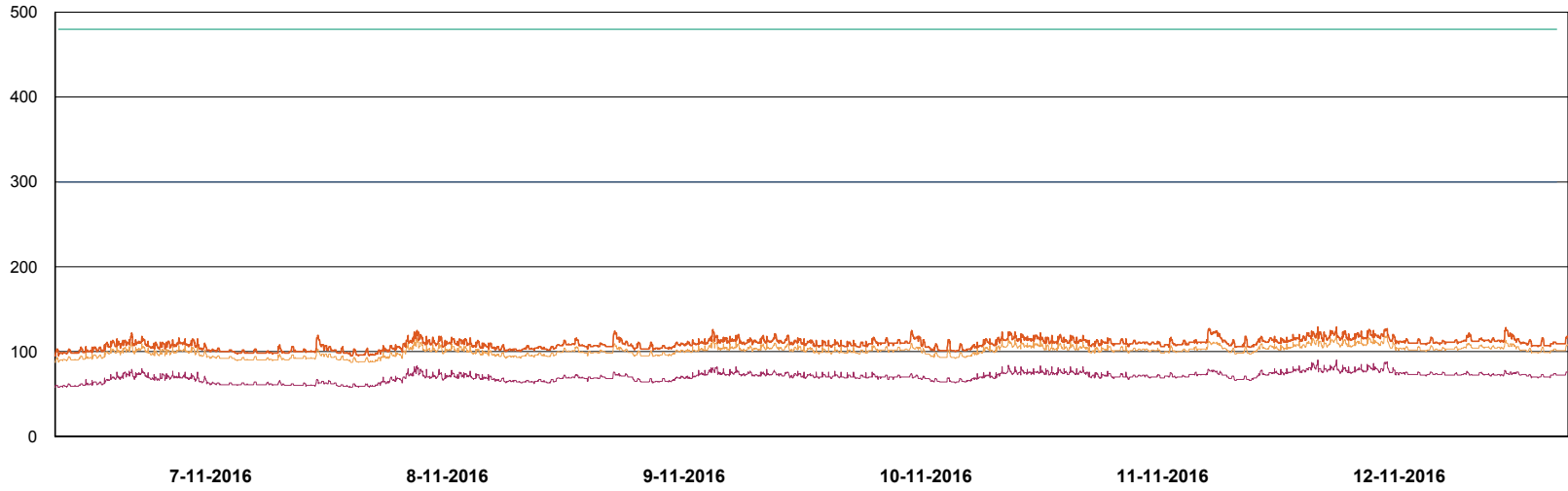
	Total disk space on C (GB)	Free disk space on C (GB)	Total disk space on D (GB)	Free disk space on D (GB)
12-11-2016	279	214	838	443
11-11-2016	279	215	838	445
10-11-2016	279	210	838	448
9-11-2016	279	204	838	452
8-11-2016	279	205	838	455
7-11-2016	279	206	838	458
6-11-2016	279	206	838	460

Weekly SLA Customer Report

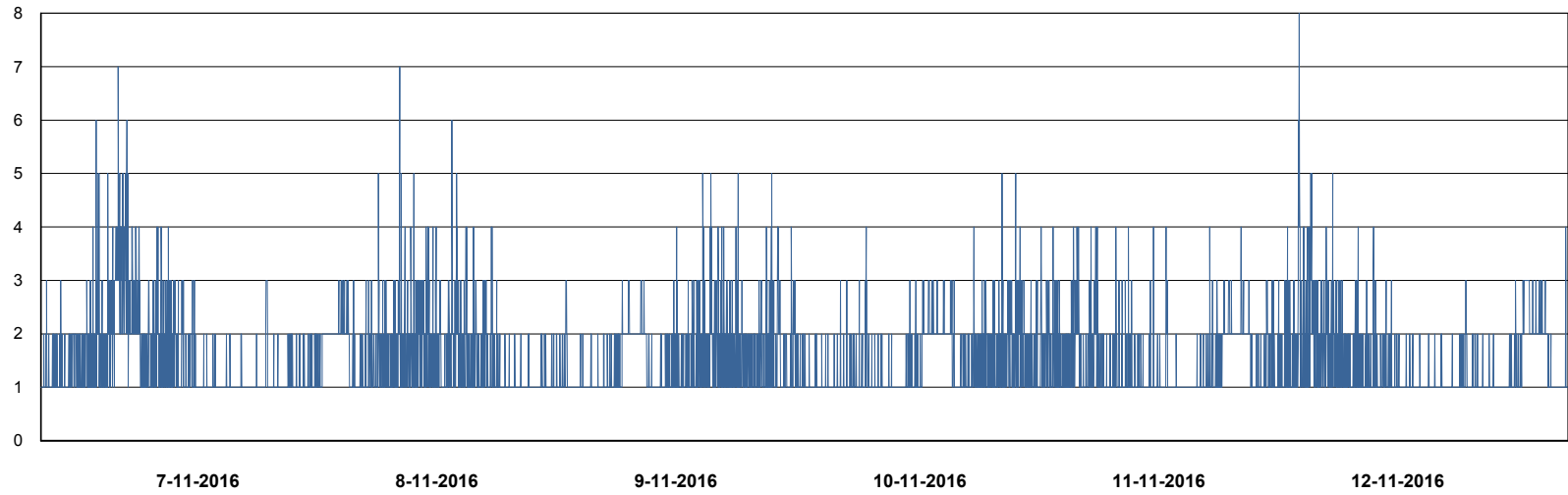
Customer PCO Production
Database ID 44



DATABASE PERFORMANCE PCODB_Production



- DB Processes Max
- DB Processes Used
- DB Sessions Max
- DB Sessions Used
- Users Connected



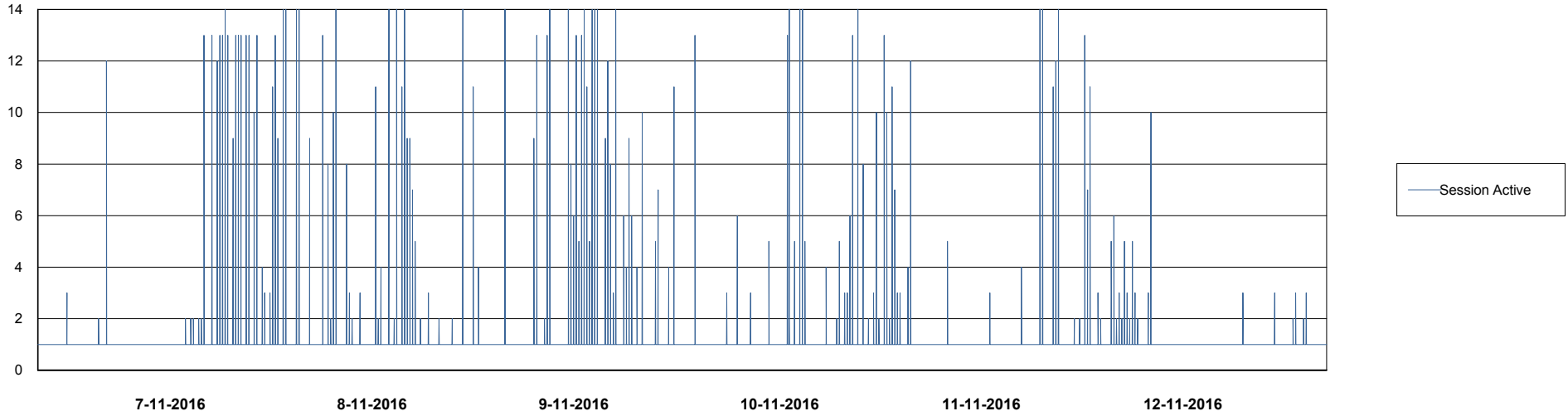
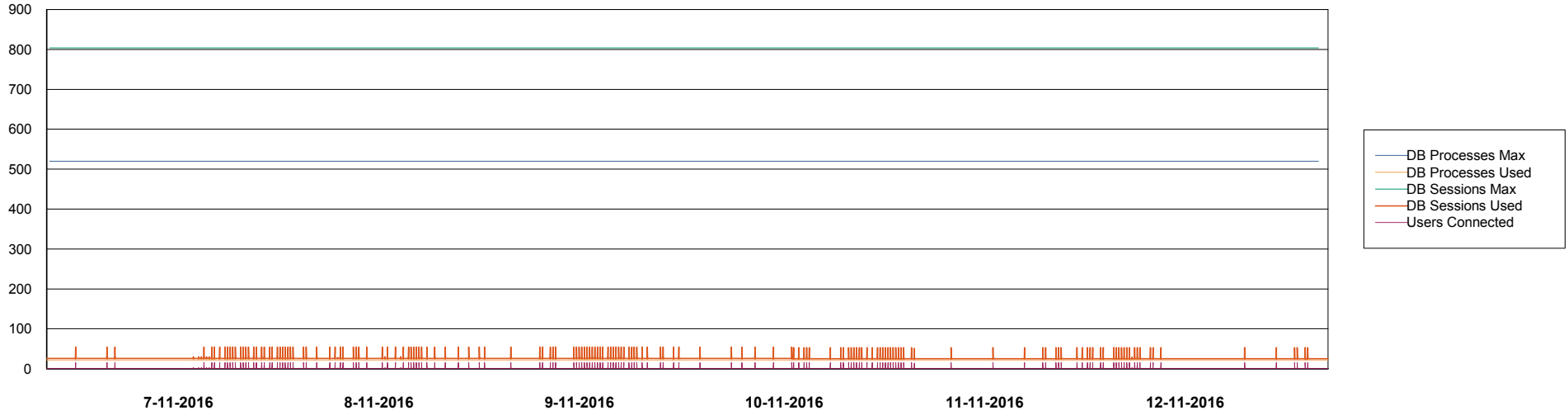
- Session Active

Weekly SLA Customer Report

Customer PCO Production
Database ID 44



DATABASE PERFORMANCE PCODB_Standby



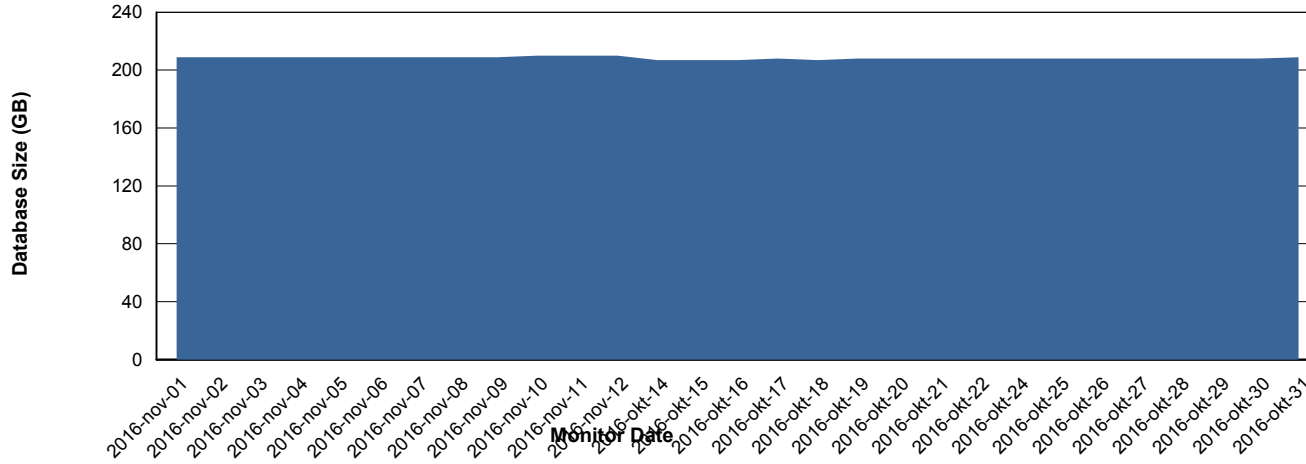
Weekly SLA Customer Report

Customer PCO Production
 Database ID 44



=====
 DATABASE SIZE PCODB_Production
 =====

Database growth over last month



=====
 DATABASE TABLESPACES PCODB_Production
 =====

TOTAL DATABASE SIZE PER TABLESPACE

Date	Tablespace Name	Filesize (Gb)	Usedsize (Gb)	Percentage free
12-11-2016	ABSDATA	88	75	15
	INDX	156	133	15
11-11-2016	ABSDATA	88	75	15
	INDX	156	133	15
10-11-2016	ABSDATA	88	75	15
	INDX	156	133	15
9-11-2016	ABSDATA	88	75	15
	INDX	156	133	15
8-11-2016	ABSDATA	88	75	15
	INDX	156	133	15
7-11-2016	ABSDATA	88	75	15
	INDX	156	132	15
6-11-2016	ABSDATA	88	75	15
	INDX	156	132	15

Weekly SLA Customer Report

Customer PCO Production
Database ID 44



=====
STANDBY DATABASE HEALTH PCO Production
=====

Recovery lag for last 7 days

