

# Weekly SLA Customer Report

Customer PCO Production  
 Database ID 44



=====  
 HARDDISK USAGE PCO\_PRD\_ORACLE1  
 =====

	Total disk space on C (GB)	Free disk space on C (GB)	Total disk space on D (GB)	Free disk space on D (GB)
5-11-2016	279	188	838	184
4-11-2016	279	188	838	198
3-11-2016	279	189	838	199
2-11-2016	279	189	838	195
1-11-2016	279	190	838	225
31-10-2016	279	190	838	278
30-10-2016	279	190	838	287

=====  
 HARDDISK USAGE PCO\_PRD\_ORACLE2  
 =====

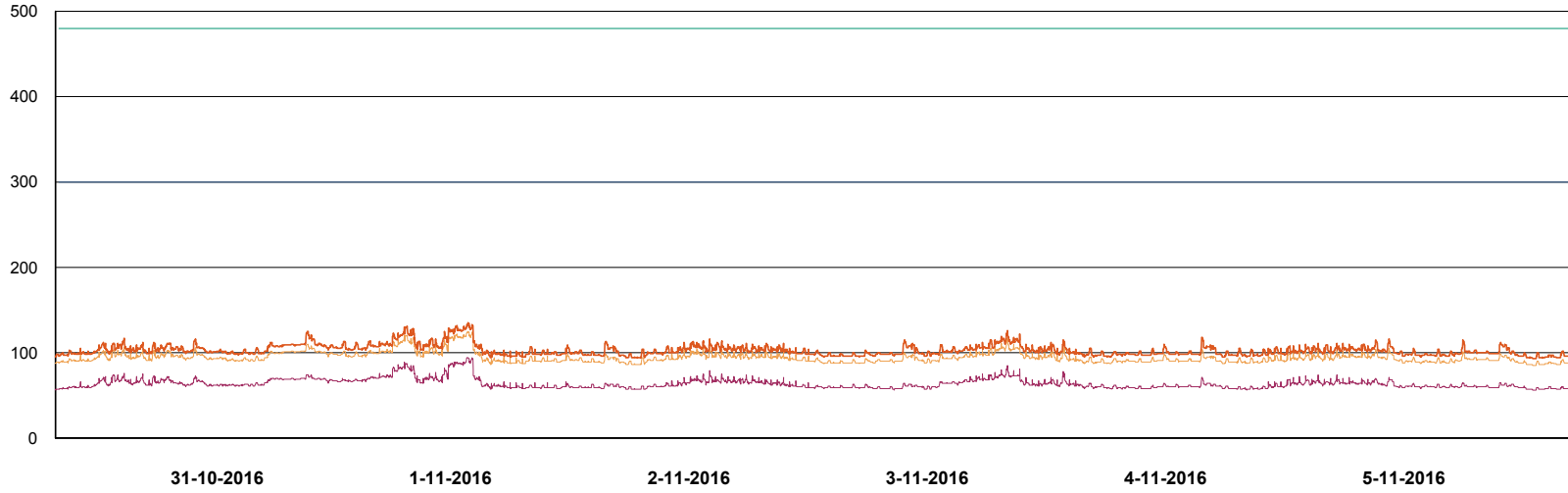
	Total disk space on C (GB)	Free disk space on C (GB)	Total disk space on D (GB)	Free disk space on D (GB)
5-11-2016	279	207	838	462
4-11-2016	279	207	838	465
3-11-2016	279	207	838	469
2-11-2016	279	208	838	472
1-11-2016	279	208	838	475
31-10-2016	279	208	838	479
30-10-2016	279	209	838	480

# Weekly SLA Customer Report

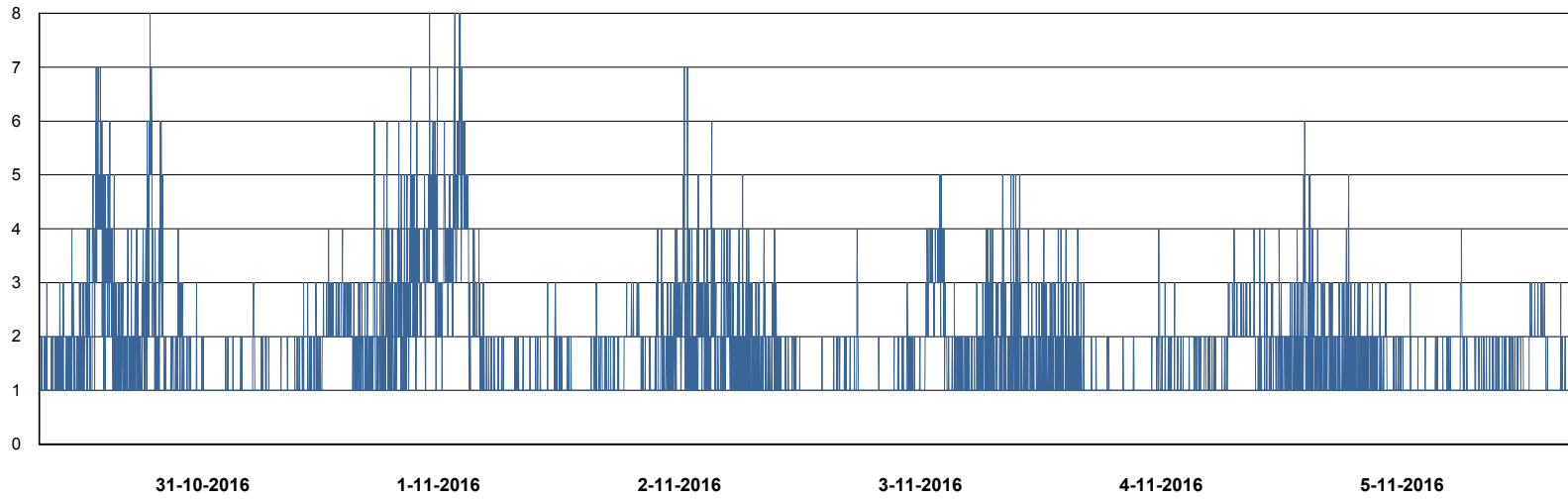
Customer PCO Production  
Database ID 44



DATABASE PERFORMANCE PCODB\_Production



- DB Processes Max
- DB Processes Used
- DB Sessions Max
- DB Sessions Used
- Users Connected



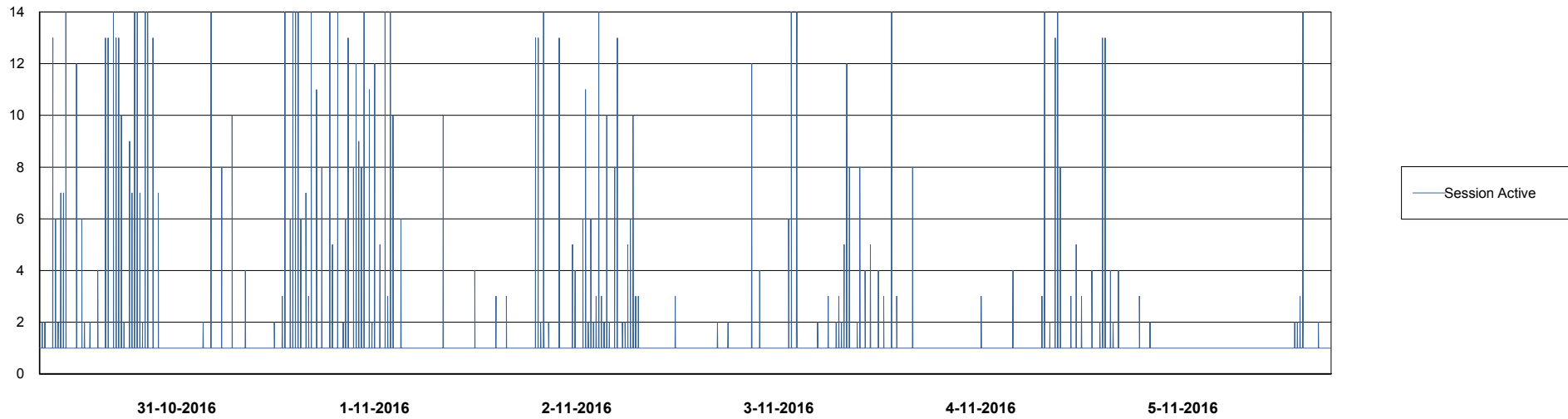
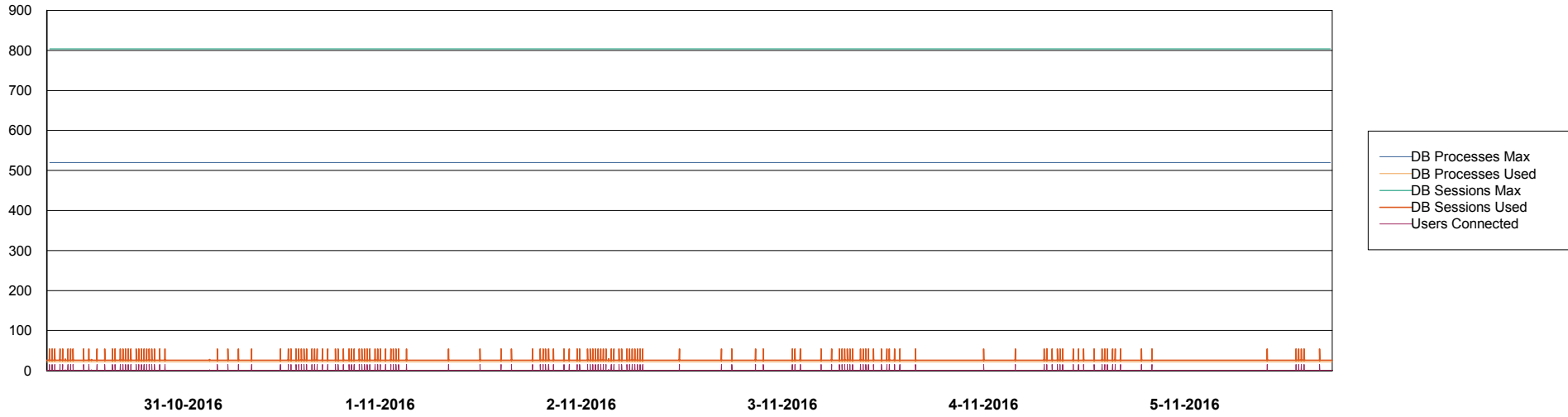
- Session Active

# Weekly SLA Customer Report

Customer PCO Production  
Database ID 44



## DATABASE PERFORMANCE PCODB\_Standby



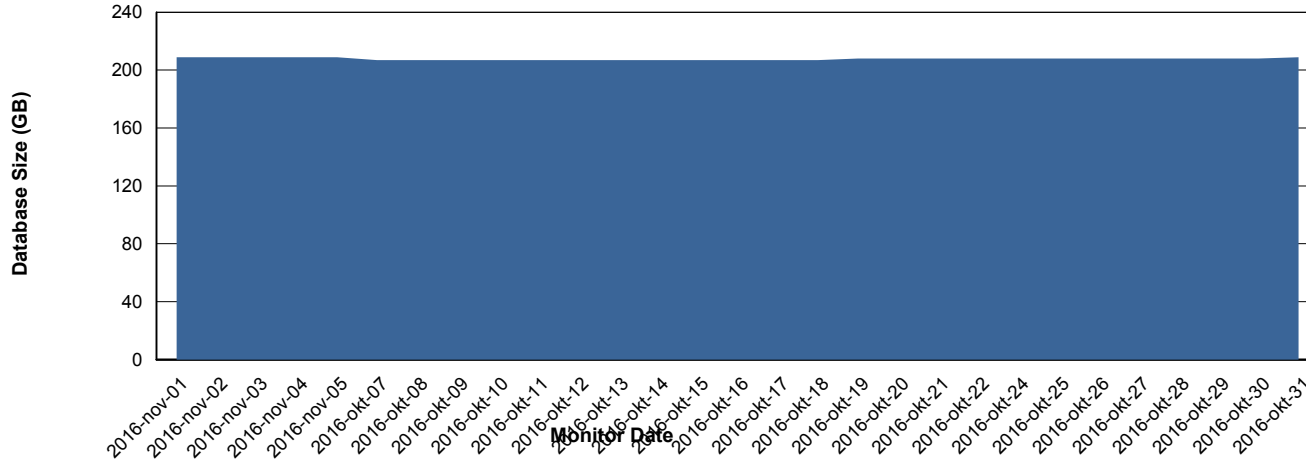
# Weekly SLA Customer Report

Customer PCO Production  
 Database ID 44



=====  
 DATABASE SIZE PCODB\_Production  
 =====

## Database growth over last month



=====  
 DATABASE TABLESPACES PCODB\_Production  
 =====

### TOTAL DATABASE SIZE PER TABLESPACE

Date	Tablespace Name	Filesize (Gb)	Usedsize (Gb)	Percentage free
5-11-2016	ABSDATA	88	75	15
	INDX	156	132	15
4-11-2016	ABSDATA	88	75	15
	INDX	156	132	15
3-11-2016	ABSDATA	88	75	15
	INDX	156	132	15
2-11-2016	ABSDATA	88	75	15
	INDX	156	132	15
1-11-2016	ABSDATA	88	75	15
	INDX	156	132	15
31-10-2016	ABSDATA	88	75	15
	INDX	156	132	15
30-10-2016	ABSDATA	88	75	15
	INDX	156	132	15

# Weekly SLA Customer Report

Customer PCO Production  
Database ID 44



=====  
STANDBY DATABASE HEALTH PCO Production  
=====

### Recovery lag for last 7 days

