

Weekly SLA Customer Report

Customer PCO Production
 Database ID 44



=====
 HARDDISK USAGE PCO_PRD_ORACLE1
 =====

	Total disk space on C (GB)	Free disk space on C (GB)	Total disk space on D (GB)	Free disk space on D (GB)
29-10-2016	279	190	838	283
28-10-2016	279	191	838	300
27-10-2016	279	192	838	337
26-10-2016	279	193	838	341
25-10-2016	279	193	838	345
24-10-2016	279	193	838	348
23-10-2016	0	0	0	349

=====
 HARDDISK USAGE PCO_PRD_ORACLE2
 =====

	Total disk space on C (GB)	Free disk space on C (GB)	Total disk space on D (GB)	Free disk space on D (GB)
29-10-2016	279	209	838	483
28-10-2016	279	209	838	485
27-10-2016	279	210	838	488
26-10-2016	279	211	838	491
25-10-2016	279	211	838	495
24-10-2016	279	211	838	498
23-10-2016	0	211	0	499

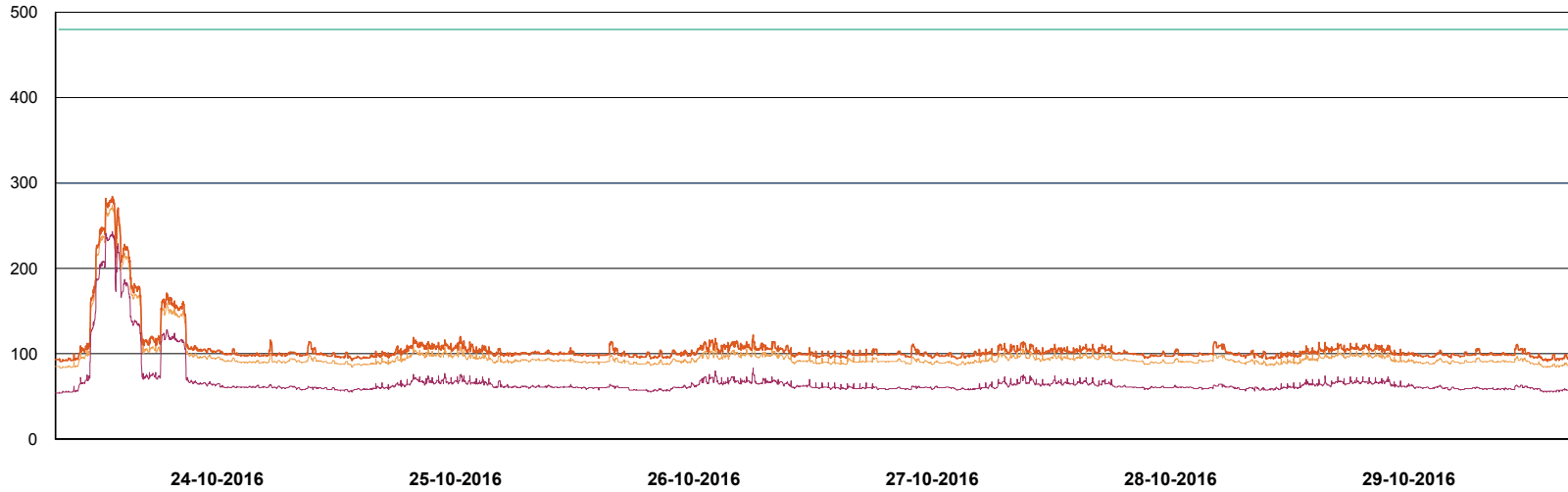
Weekly SLA Customer Report

Customer PCO Production
Database ID 44

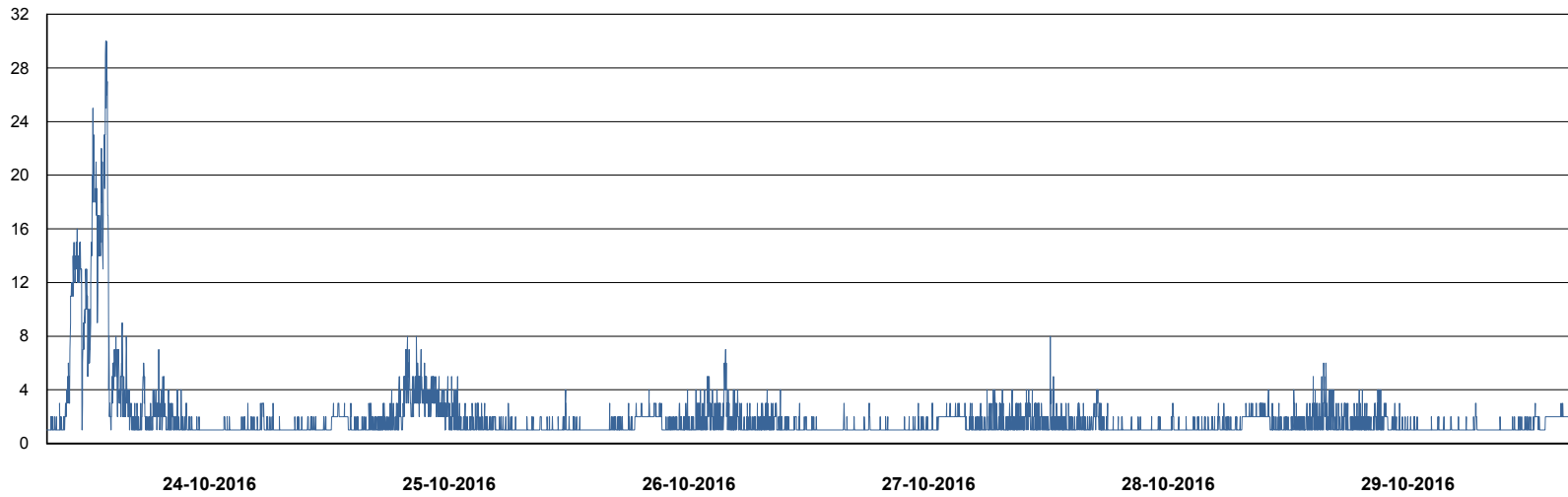


DATABASE PERFORMANCE

PCODB_Production



- DB Processes Max
- DB Processes Used
- DB Sessions Max
- DB Sessions Used
- Users Connected



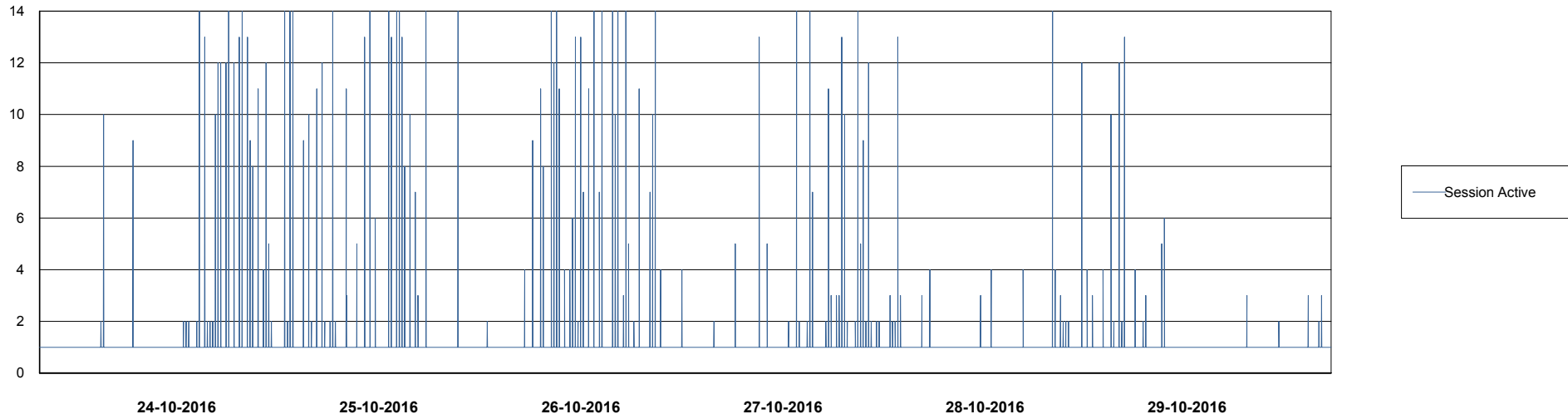
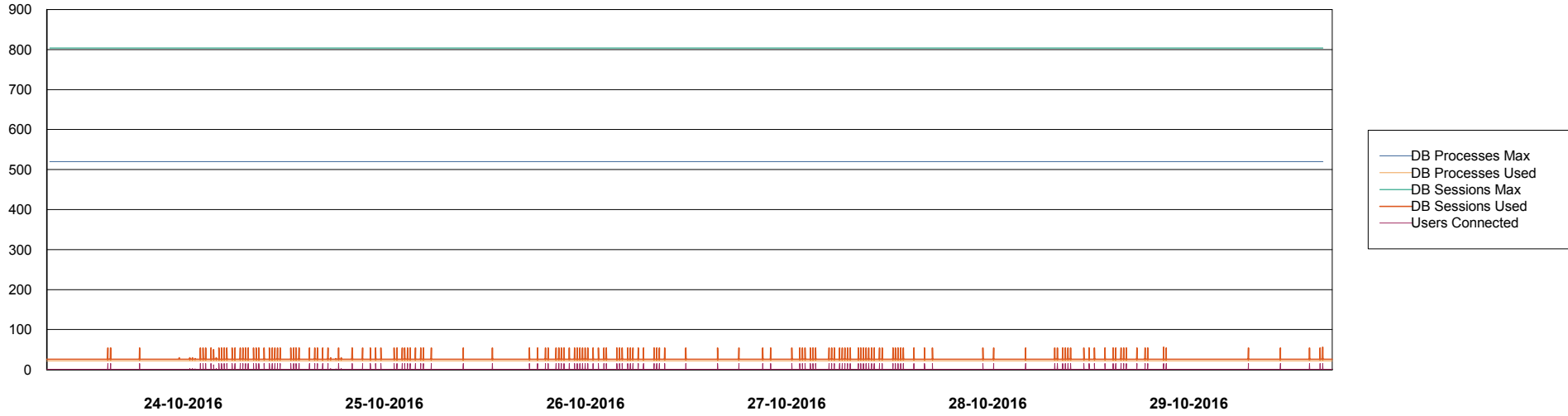
- Session Active

Weekly SLA Customer Report

Customer PCO Production
Database ID 44



DATABASE PERFORMANCE PCODB_Standby



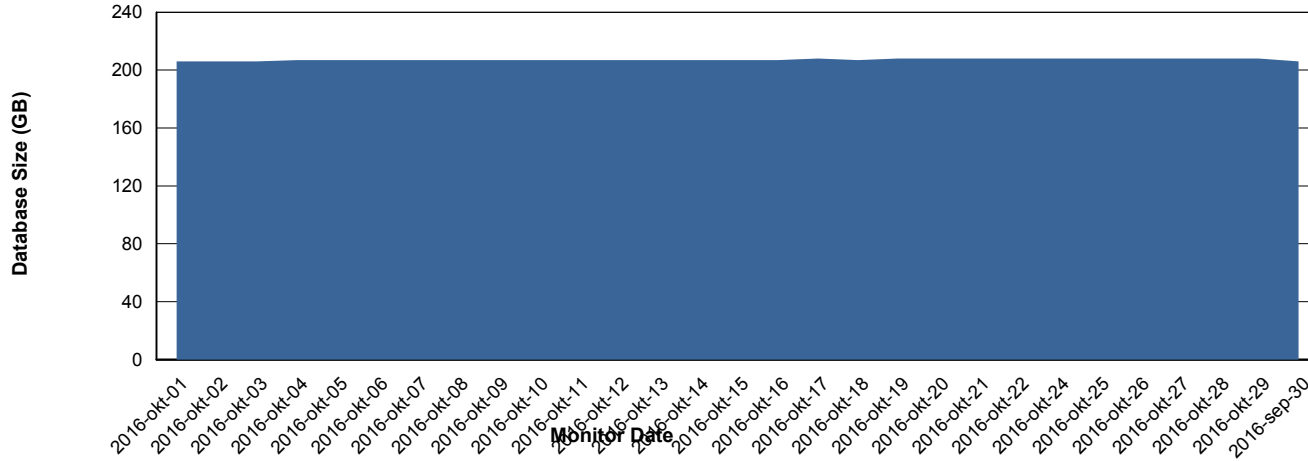
Weekly SLA Customer Report

Customer PCO Production
 Database ID 44



=====
 DATABASE SIZE PCODB_Production
 =====

Database growth over last month



=====
 DATABASE TABLESPACES PCODB_Production
 =====

TOTAL DATABASE SIZE PER TABLESPACE

Date	Tablespace Name	Filesize (Gb)	Usedsize (Gb)	Percentage free
29-10-2016	ABSDATA	88	75	15
	INDX	156	132	15
28-10-2016	ABSDATA	88	75	15
	INDX	156	132	15
27-10-2016	ABSDATA	88	75	15
	INDX	156	132	15
26-10-2016	ABSDATA	88	75	15
	INDX	156	131	16
25-10-2016	ABSDATA	88	75	15
	INDX	156	131	16
24-10-2016	ABSDATA	88	75	15
	INDX	156	131	16

Weekly SLA Customer Report

Customer PCO Production
Database ID 44



=====
STANDBY DATABASE HEALTH PCO Production
=====

Recovery lag for last 7 days

