

Weekly SLA Customer Report

Customer PCO Production
 Database ID 44



=====
 HARDDISK USAGE PCO_PRD_ORACLE1
 =====

	Total disk space on C (GB)	Free disk space on C (GB)	Total disk space on D (GB)	Free disk space on D (GB)
15-10-2016	279	194	838	376
14-10-2016	279	194	838	379
13-10-2016	279	195	838	382
12-10-2016	279	195	838	385
11-10-2016	279	195	838	389
10-10-2016	279	195	838	389
9-10-2016	279	180	838	220

=====
 HARDDISK USAGE PCO_PRD_ORACLE2
 =====

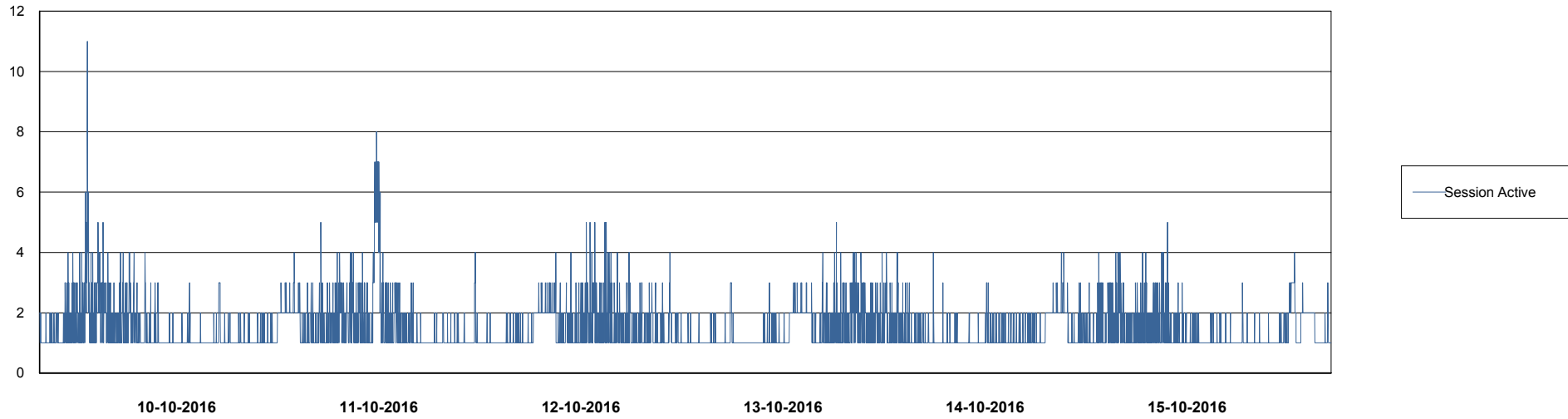
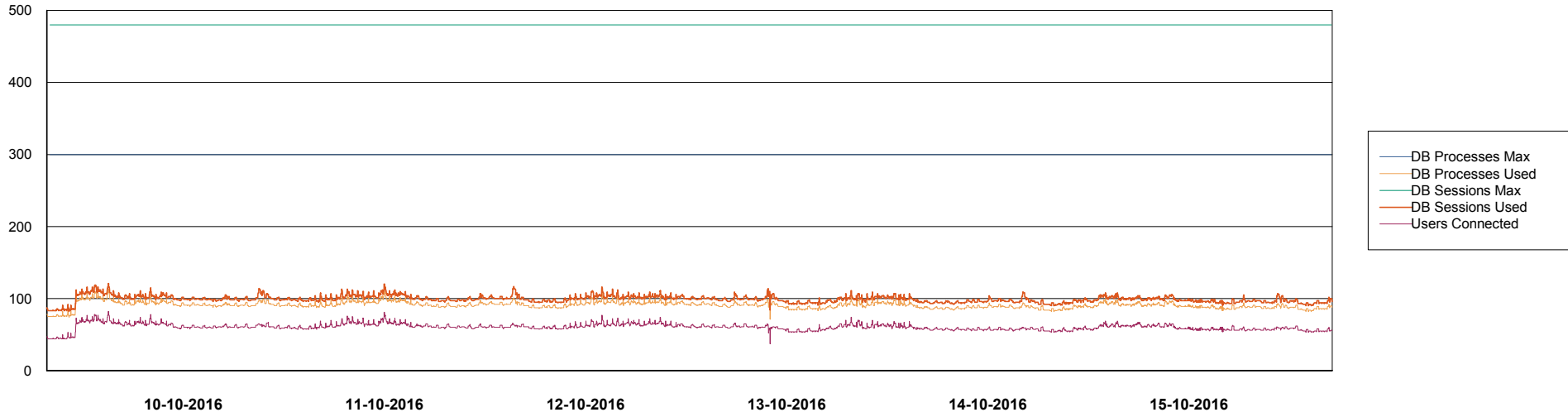
	Total disk space on C (GB)	Free disk space on C (GB)	Total disk space on D (GB)	Free disk space on D (GB)
15-10-2016	279	214	838	524
14-10-2016	279	215	838	527
13-10-2016	279	215	838	531
12-10-2016	279	210	838	534
11-10-2016	279	205	838	537
10-10-2016	279	205	838	540
9-10-2016	279	206	838	542

Weekly SLA Customer Report

Customer PCO Production
Database ID 44



DATABASE PERFORMANCE PCODB_Production

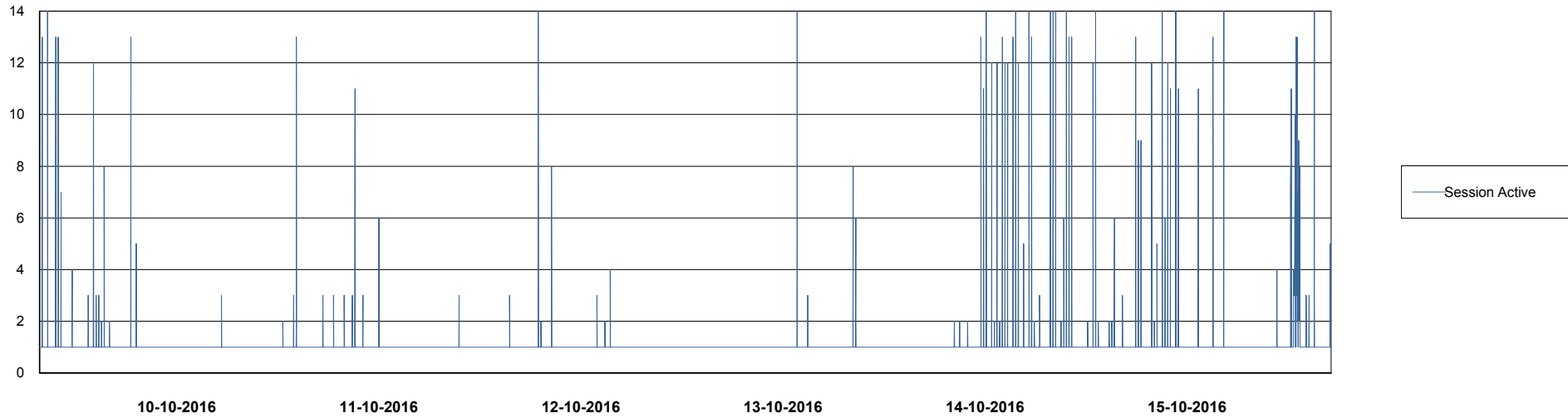
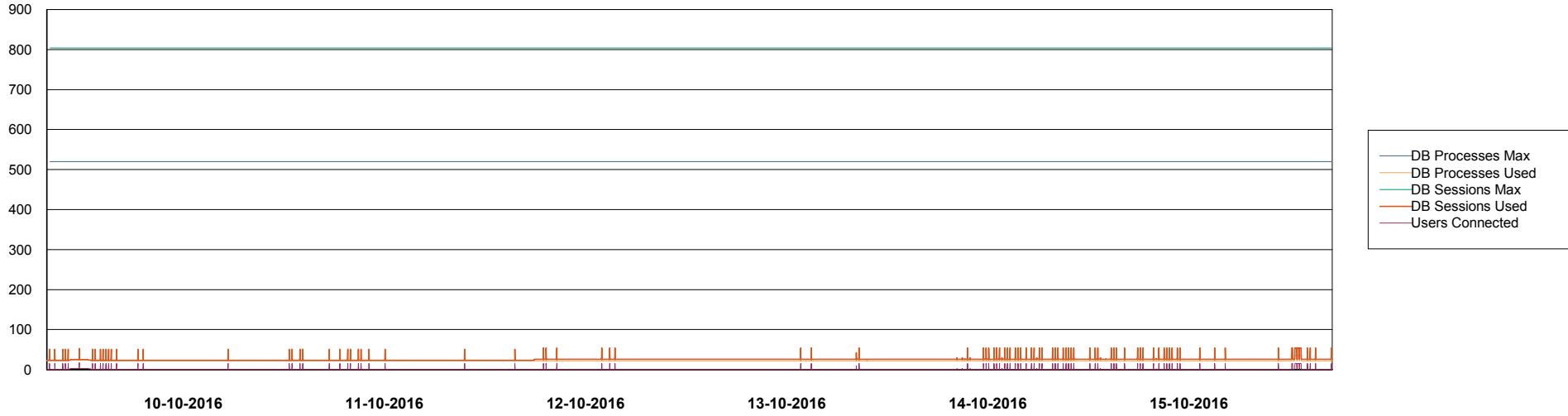


Weekly SLA Customer Report

Customer PCO Production
Database ID 44



DATABASE PERFORMANCE PCODB_Standby



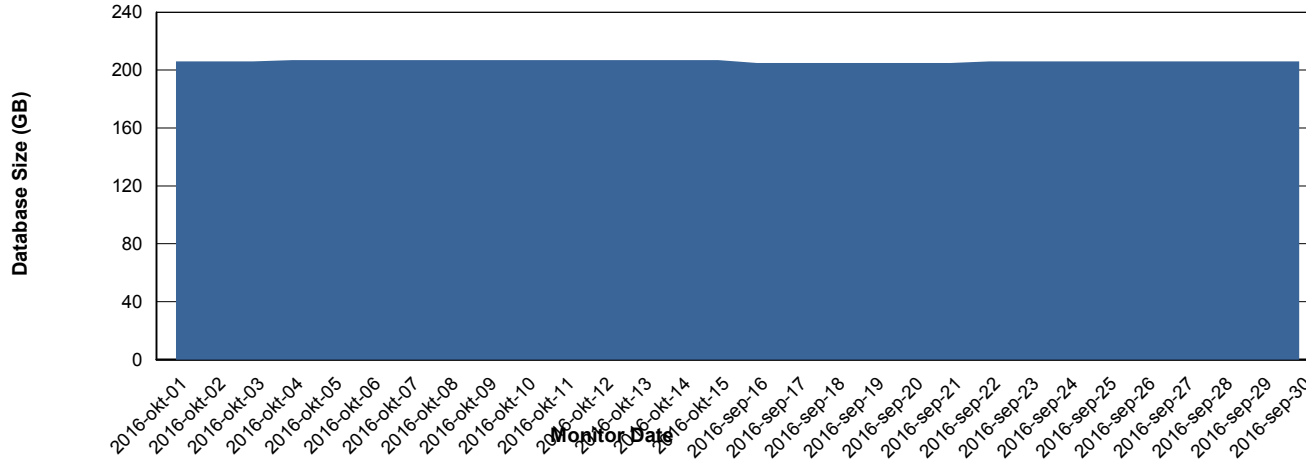
Weekly SLA Customer Report

Customer PCO Production
 Database ID 44



=====
 DATABASE SIZE PCODB_Production
 =====

Database growth over last month



=====
 DATABASE TABLESPACES PCODB_Production
 =====

TOTAL DATABASE SIZE PER TABLESPACE

Date	Tablespace Name	Filesize (Gb)	Usedsize (Gb)	Percentage free
15-10-2016	ABSDATA	88	74	16
	INDX	156	131	16
14-10-2016	ABSDATA	88	74	16
	INDX	156	131	16
13-10-2016	ABSDATA	88	74	16
	INDX	156	131	16
12-10-2016	ABSDATA	88	74	16
	INDX	156	131	16
11-10-2016	ABSDATA	88	74	16
	INDX	156	131	16
10-10-2016	ABSDATA	88	74	16
	INDX	156	131	16
9-10-2016	ABSDATA	88	74	16
	INDX	156	131	16

Weekly SLA Customer Report

Customer PCO Production
Database ID 44



=====
STANDBY DATABASE HEALTH PCO Production
=====

Recovery lag for last 7 days

