

Weekly SLA Customer Report

Customer CLO Production
 Database ID 38



=====
 HARDDISK USAGE CLO_PRD_CLO_ORACLE_001
 =====

| | Total disk space on C (GB) | Free disk space on C (GB) | Total disk space on D (GB) | Free disk space on D (GB) | Total disk space on E (GB) | Free disk space on E (GB) |
|------------|----------------------------|---------------------------|----------------------------|---------------------------|----------------------------|---------------------------|
| 15-10-2016 | 137 | 42 | 137 | 23 | 107 | 27 |
| 14-10-2016 | 137 | 42 | 137 | 26 | 107 | 25 |
| 13-10-2016 | 137 | 42 | 137 | 27 | 107 | 25 |
| 12-10-2016 | 137 | 43 | 137 | 26 | 107 | 25 |
| 11-10-2016 | 137 | 43 | 137 | 25 | 107 | 23 |
| 10-10-2016 | 137 | 43 | 137 | 24 | 107 | 24 |
| 9-10-2016 | 137 | 43 | 137 | 24 | 107 | 25 |

=====
 HARDDISK USAGE CLO_PRD_CLO_ORACLE_002
 =====

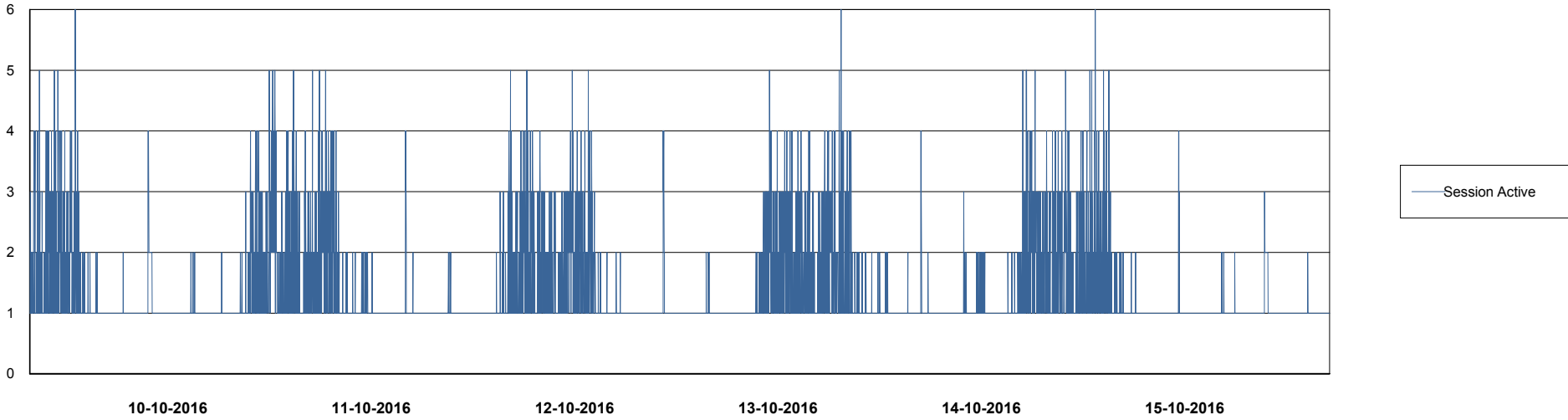
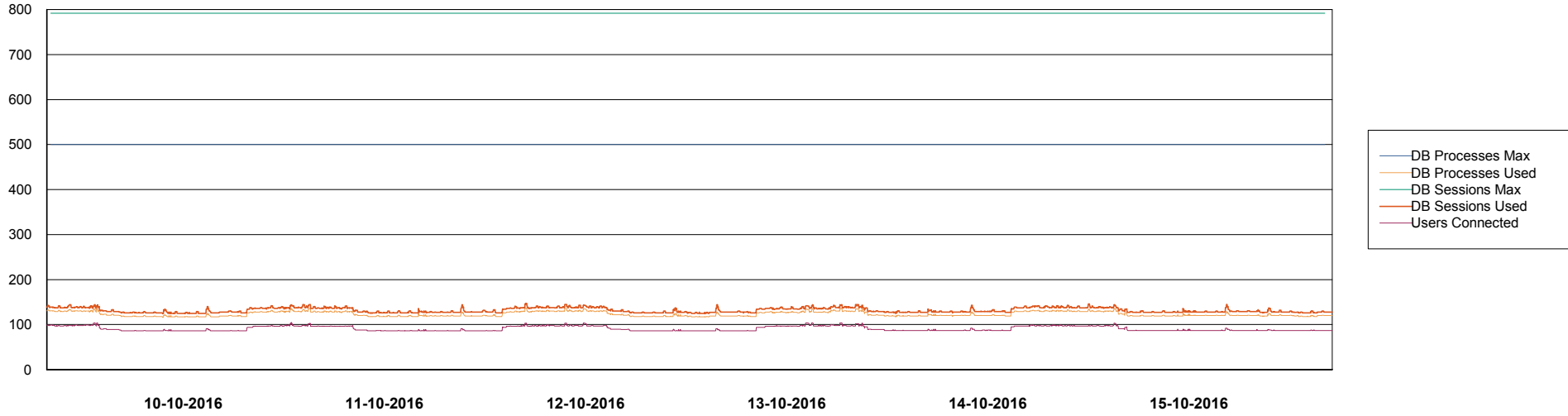
| | Total disk space on C (GB) | Free disk space on C (GB) | Total disk space on D (GB) | Free disk space on D (GB) | Total disk space on E (GB) | Free disk space on E (GB) |
|------------|----------------------------|---------------------------|----------------------------|---------------------------|----------------------------|---------------------------|
| 15-10-2016 | 273 | 105 | 137 | 19 | 107 | 32 |
| 14-10-2016 | 273 | 108 | 137 | 21 | 107 | 31 |
| 13-10-2016 | 273 | 116 | 137 | 22 | 107 | 31 |
| 12-10-2016 | 273 | 119 | 137 | 21 | 107 | 31 |
| 11-10-2016 | 273 | 119 | 137 | 21 | 107 | 29 |
| 10-10-2016 | 273 | 119 | 137 | 21 | 107 | 29 |
| 9-10-2016 | 273 | 119 | 137 | 21 | 107 | 30 |

Weekly SLA Customer Report

Customer CLO Production
Database ID 38



DATABASE PERFORMANCE CLODB_Production



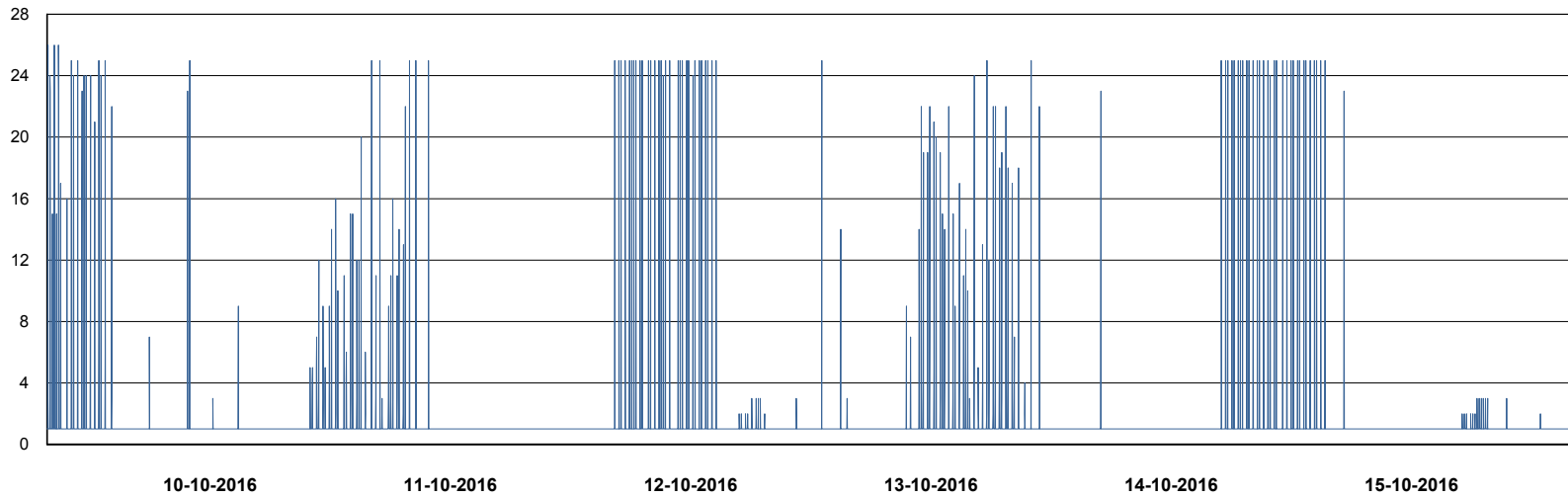
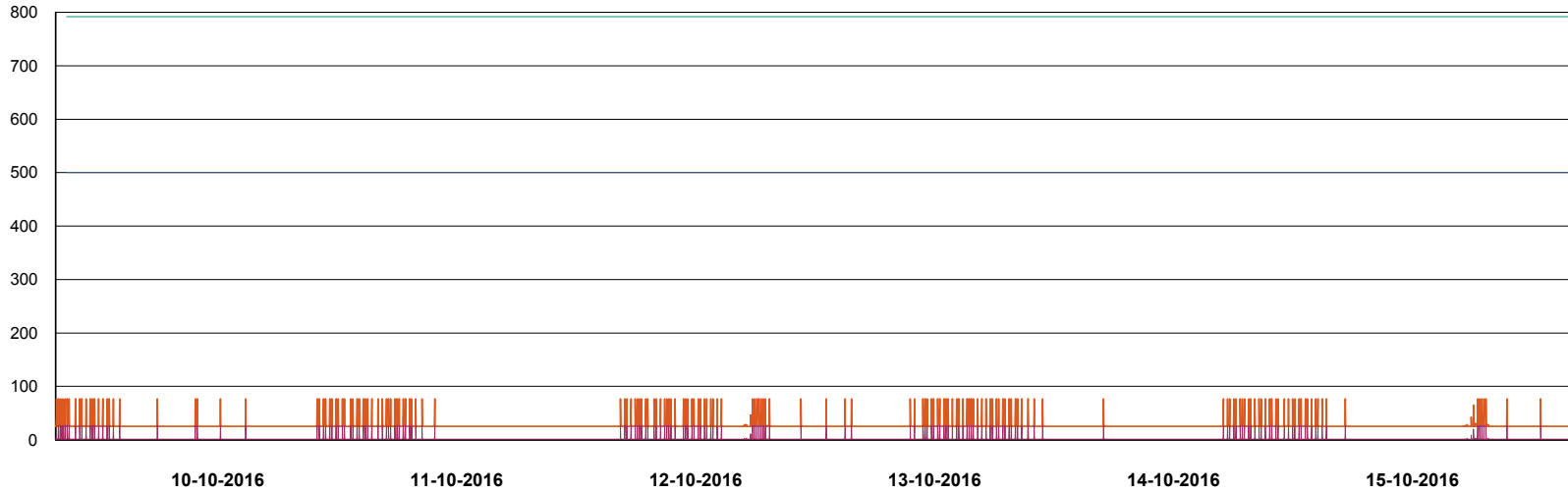
Weekly SLA Customer Report

Customer CLO Production
Database ID 38



DATABASE PERFORMANCE

CLODB_Standby



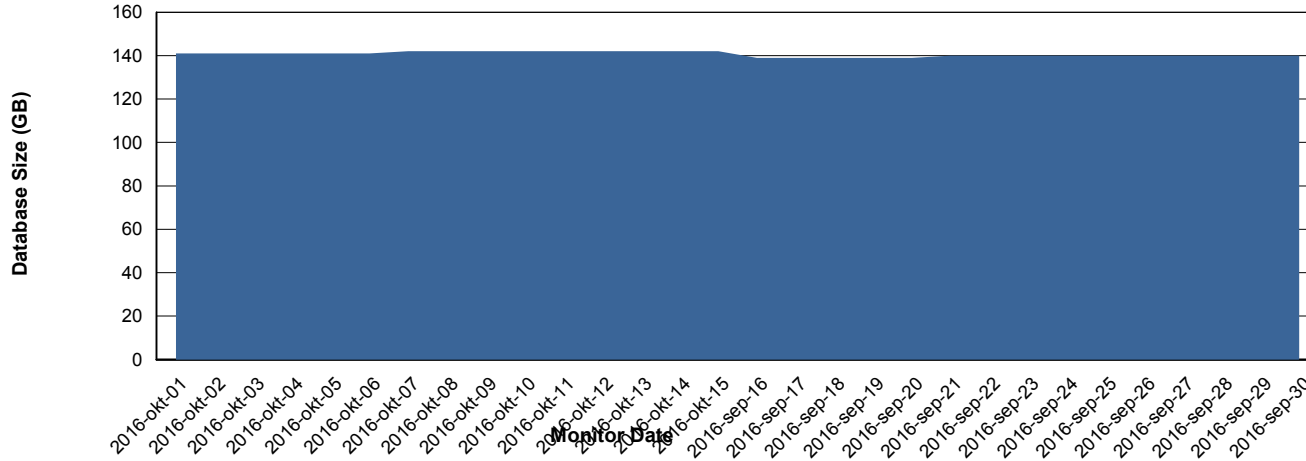
Weekly SLA Customer Report

Customer CLO Production
 Database ID 38



=====
 DATABASE SIZE CLODB_Production
 =====

Database growth over last month



=====
 DATABASE TABLESPACES CLODB_Production
 =====

TOTAL DATABASE SIZE PER TABLESPACE

| Date | Tablespace Name | Filesize (Gb) | Usedsize (Gb) | Percentage free |
|------------|-----------------|---------------|---------------|-----------------|
| 15-10-2016 | ABSDATA | 84 | 71 | 15 |
| | INDX | 82 | 70 | 15 |
| 14-10-2016 | ABSDATA | 84 | 71 | 15 |
| | INDX | 82 | 70 | 15 |
| 13-10-2016 | ABSDATA | 84 | 71 | 15 |
| | INDX | 82 | 70 | 15 |
| 12-10-2016 | ABSDATA | 83 | 71 | 14 |
| | INDX | 81 | 70 | 14 |
| 11-10-2016 | ABSDATA | 83 | 71 | 14 |
| | INDX | 81 | 70 | 14 |
| 10-10-2016 | ABSDATA | 83 | 71 | 14 |
| | INDX | 81 | 70 | 14 |
| 9-10-2016 | ABSDATA | 83 | 71 | 14 |
| | INDX | 81 | 70 | 14 |

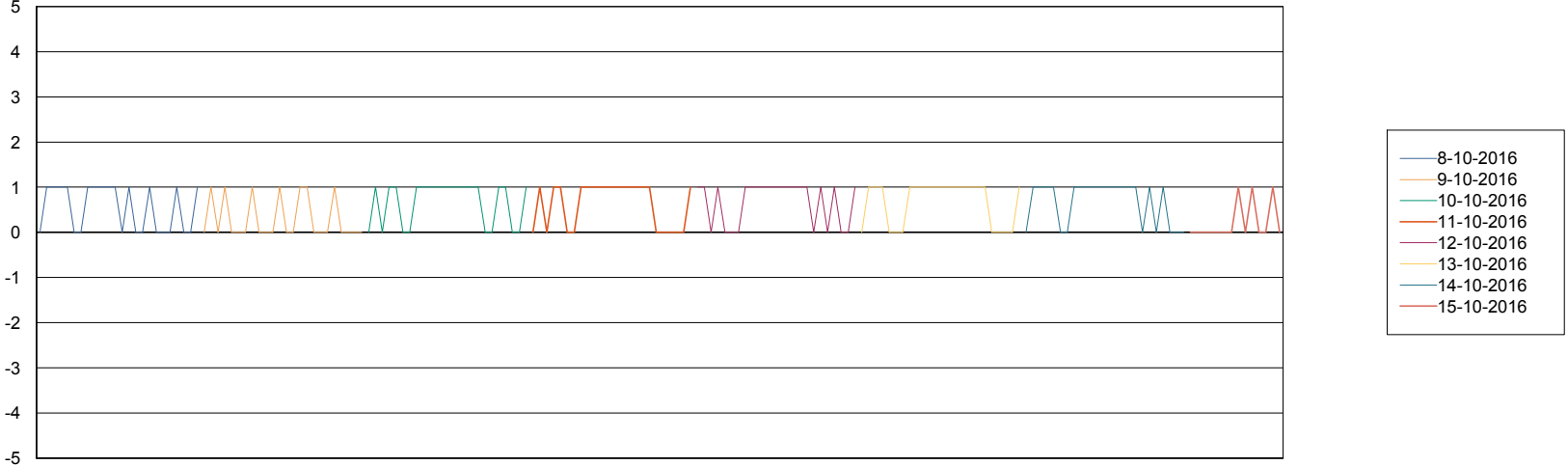
Weekly SLA Customer Report

Customer CLO Production
Database ID 38



=====
STANDBY DATABASE HEALTH CLO Production
=====

Recovery lag for last 7 days




Weekly SLA Customer Report

Customer CLO Production
Database ID 38

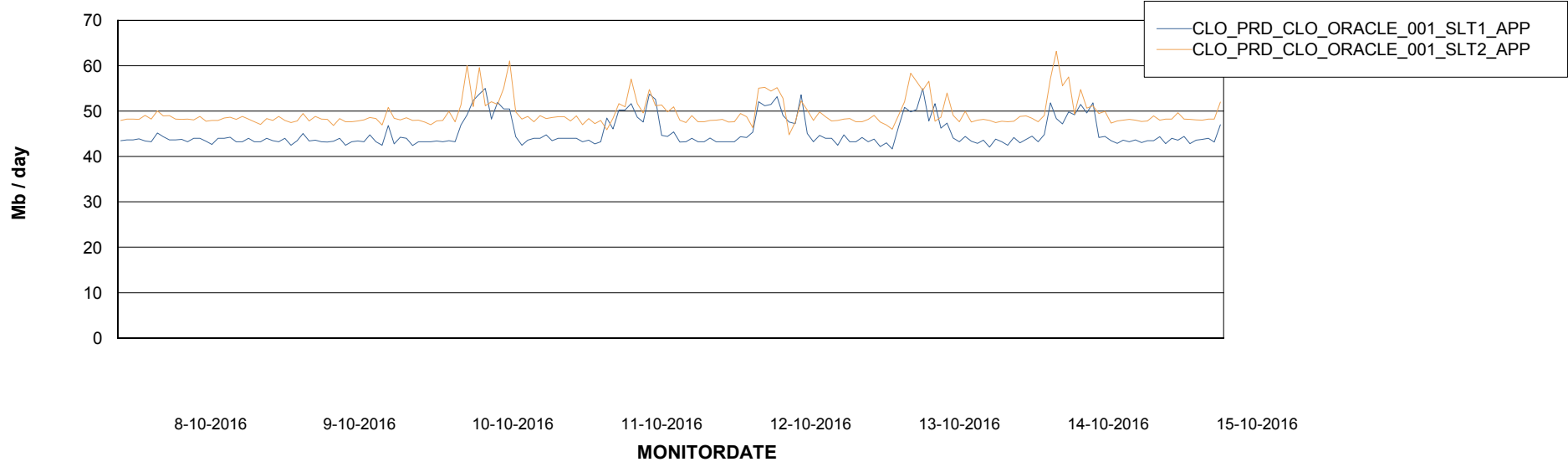


=====
ABSolute Application Server Services
=====

Disaster per ABS Server



Avg memory used per ABS Server Service



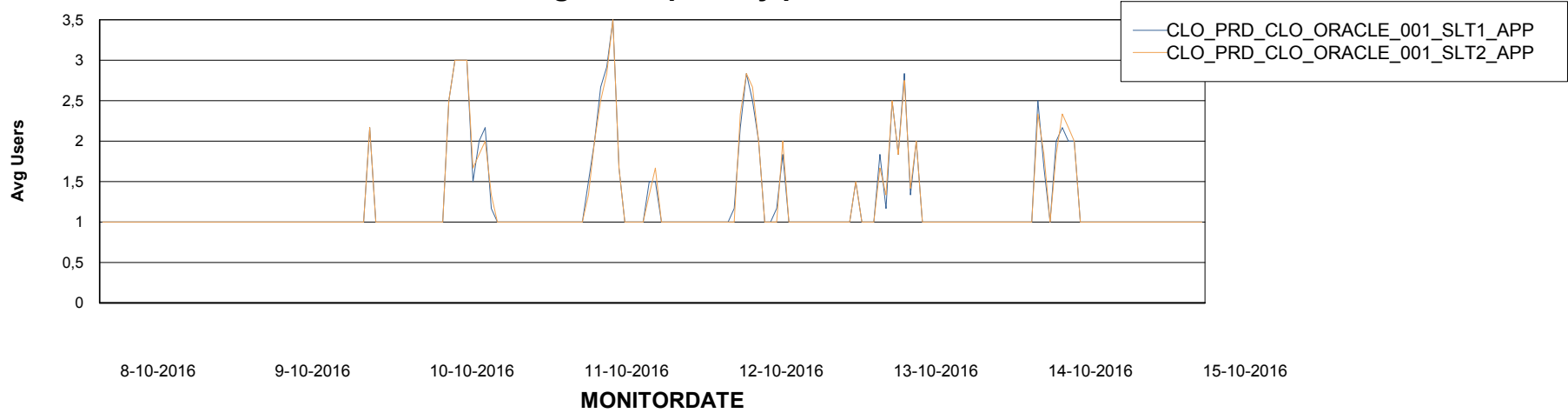
Weekly SLA Customer Report

Customer CLO Production
Database ID 38



=====
ABSolute Application Server Services
=====

Avg users per day per ABS server




Weekly SLA Customer Report

Customer CLO Production
Database ID 38

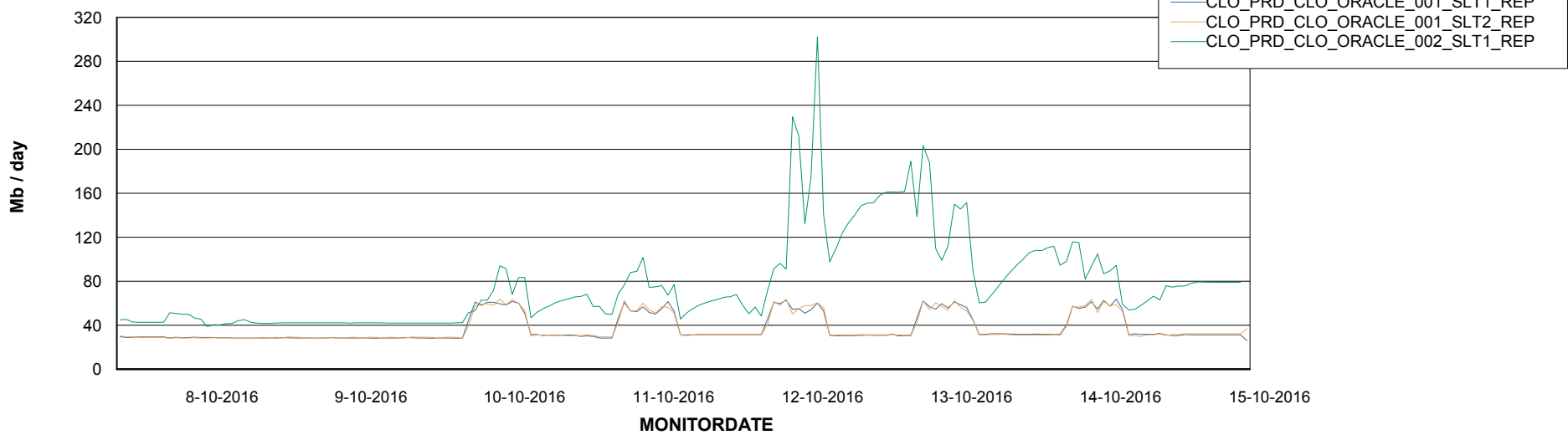


=====
ABSolute Application ReportServer Services
=====

Disaster per ReportServer



Avg memory used per ReportServer Service

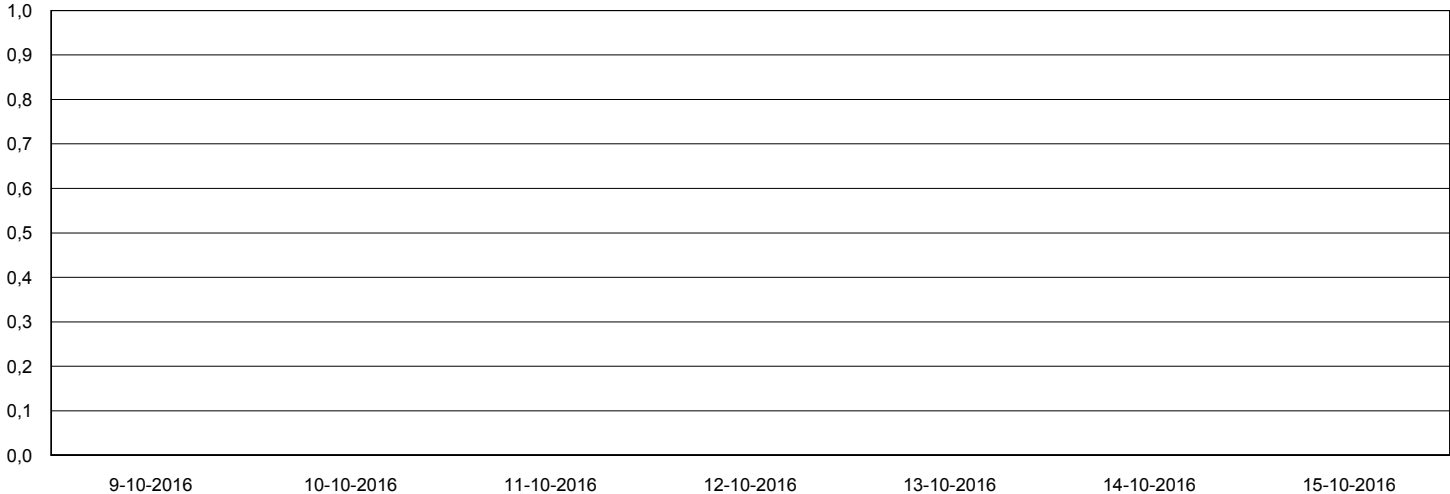


Weekly SLA Customer Report

Customer CLO Production
Database ID 38



Disaster per ABS component



- CLO_PRD_CLO_ORACLE_001_SLT1_APP
- CLO_PRD_CLO_ORACLE_001_SLT1_REP
- CLO_PRD_CLO_ORACLE_001_SLT2_APP
- CLO_PRD_CLO_ORACLE_001_SLT2_REP
- CLO_PRD_CLO_ORACLE_002_SLT1_REP
- CLO_PRD_ORACLE_001_SLT1_GWS