

# Weekly SLA Customer Report

Customer PHS\_Production  
 Database ID 47



HARDDISK USAGE PHS\_BI\_GCAB779a

	Total disk space on C (GB)	Free disk space on C (GB)	Total disk space on D (GB)	Free disk space on D (GB)
8-10-2016	150	32	150	25
7-10-2016	150	32	150	25
6-10-2016	150	32	150	25
5-10-2016	150	32	150	25
4-10-2016	150	32	150	25
3-10-2016	150	32	150	25
2-10-2016	150	32	150	25

HARDDISK USAGE PHS\_PRD\_GCAB775a

	Total disk space on C (GB)	Free disk space on C (GB)	Total disk space on D (GB)	Free disk space on D (GB)	Total disk space on F (GB)	Free disk space on F (GB)
8-10-2016	250	40	75	25	80	54
7-10-2016	250	40	75	26	80	55
6-10-2016	250	40	75	27	80	56
5-10-2016	250	40	75	27	80	55
4-10-2016	250	40	75	28	80	55
3-10-2016	250	39	75	29	80	55
2-10-2016	250	39	75	32	80	56

## Weekly SLA Customer Report

Customer      PHS\_Production  
 Database ID    47



=====  
 HARDDISK USAGE    PHS\_PRD\_GCAB814a  
 =====

	Total disk space on C (GB)	Free disk space on C (GB)	Total disk space on D (GB)	Free disk space on D (GB)
8-10-2016	250	47	75	26
7-10-2016	250	47	75	27
6-10-2016	250	47	75	27
5-10-2016	250	47	75	28
4-10-2016	250	47	75	29
3-10-2016	250	48	75	30
2-10-2016	250	48	75	33

=====  
 HARDDISK USAGE    PHS\_TST\_GCAB778a  
 =====

	Total disk space on C (GB)	Free disk space on C (GB)	Total disk space on D (GB)	Free disk space on D (GB)
8-10-2016	170	27	75	37
7-10-2016	170	27	75	37
6-10-2016	170	27	75	37
5-10-2016	170	27	75	37
4-10-2016	170	27	75	37
3-10-2016	170	27	75	37
2-10-2016	170	27	75	37

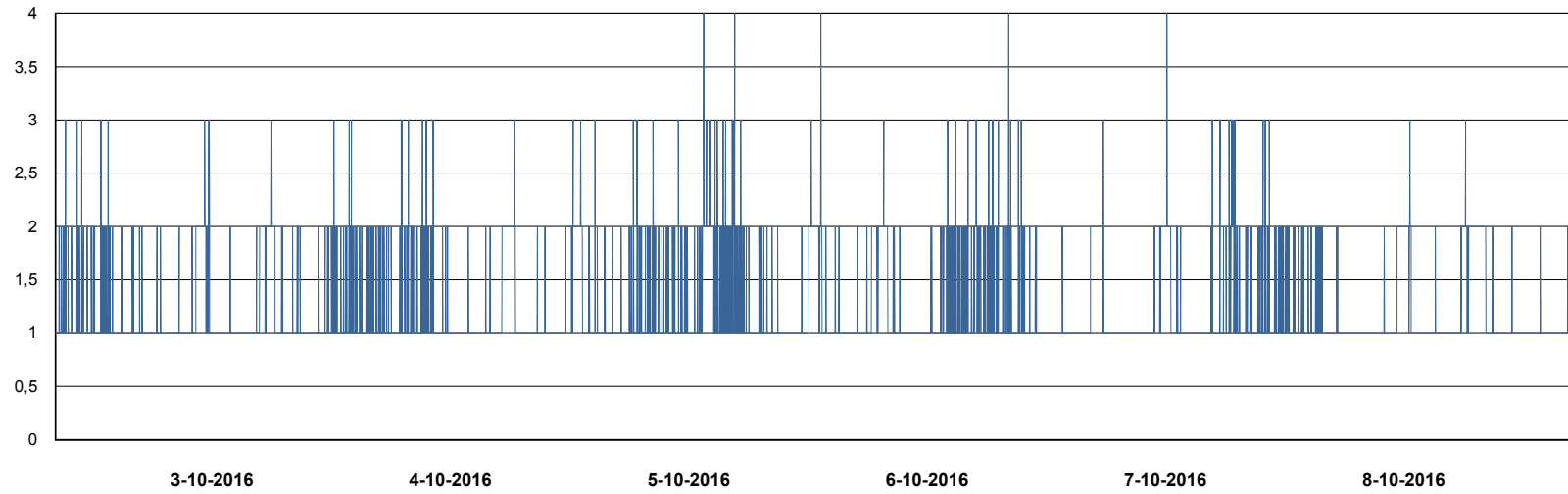

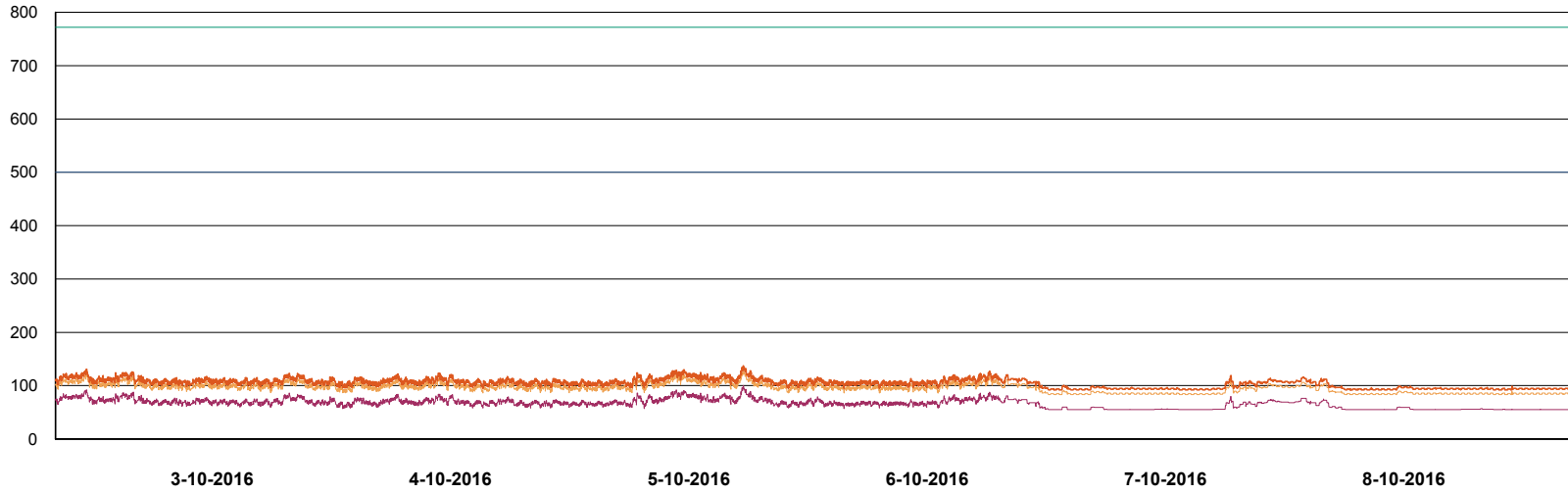
# Weekly SLA Customer Report

Customer PHS\_Production  
Database ID 47



## DATABASE PERFORMANCE

PHSDB\_Production



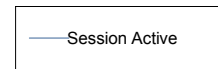
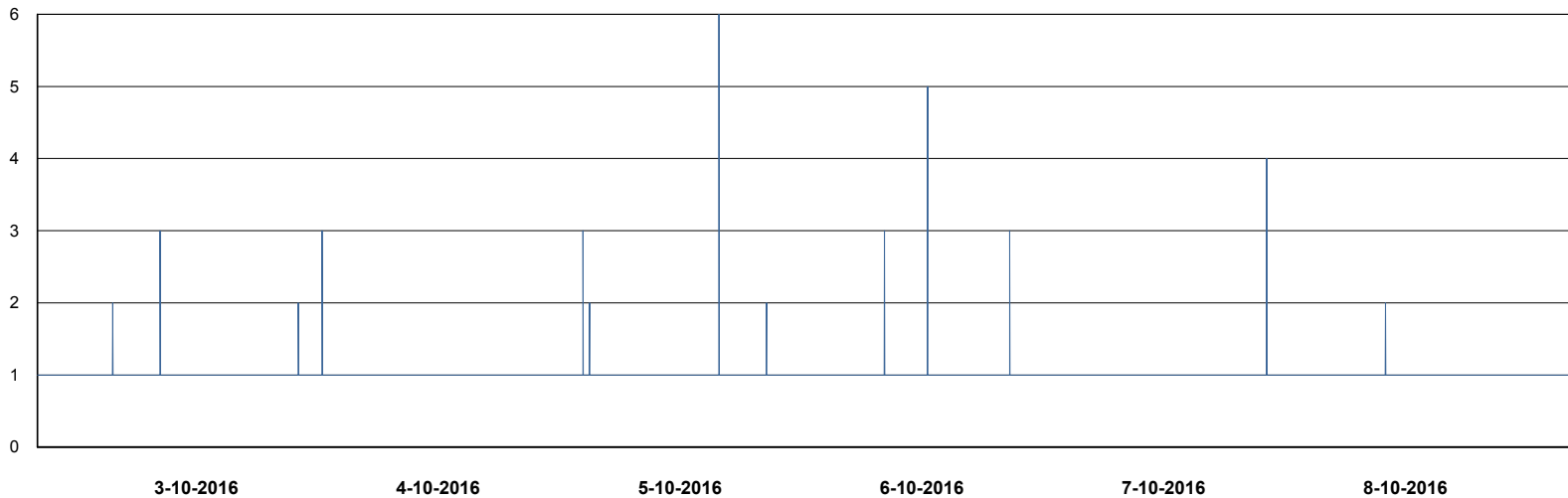
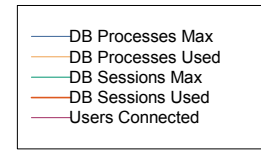
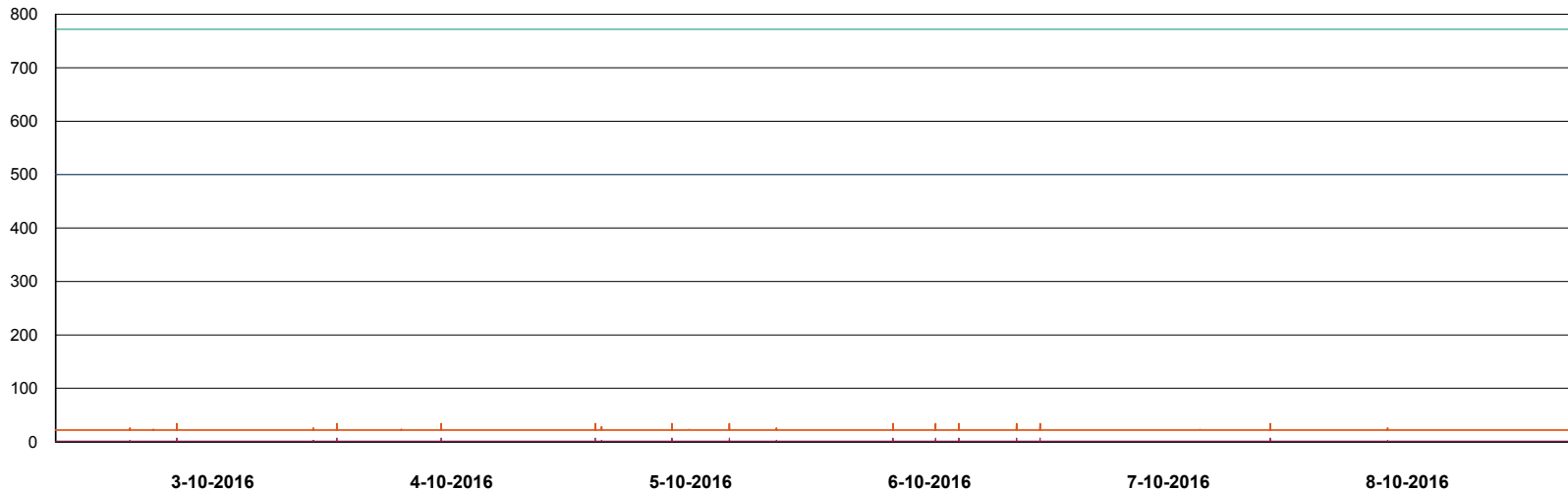
# Weekly SLA Customer Report

Customer PHS\_Production  
Database ID 47



## DATABASE PERFORMANCE

PHSDB\_Standby



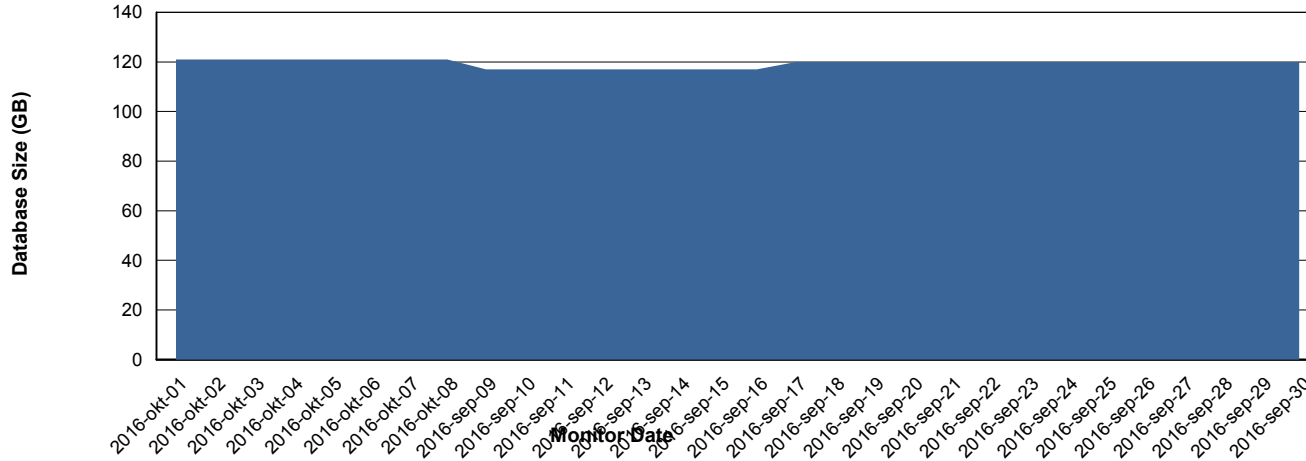
# Weekly SLA Customer Report

Customer PHS\_Production  
 Database ID 47



=====  
 DATABASE SIZE PHSDB\_Production  
 =====

## Database growth over last month



=====  
 DATABASE TABLESPACES PHSDB\_Production  
 =====

### TOTAL DATABASE SIZE PER TABLESPACE

Date	Tablespace Name	Filesize (Gb)	Usedsize (Gb)	Percentage free
8-10-2016	ABSDATA	137	117	15
	INDX	5	2	60
7-10-2016	ABSDATA	137	117	15
	INDX	5	2	60
6-10-2016	ABSDATA	137	117	15
	INDX	5	2	60
5-10-2016	ABSDATA	137	117	15
	INDX	5	2	60
4-10-2016	ABSDATA	137	117	15
	INDX	5	2	60
3-10-2016	ABSDATA	137	117	15
	INDX	5	2	60
2-10-2016	ABSDATA	136	117	14
	INDX	5	2	60

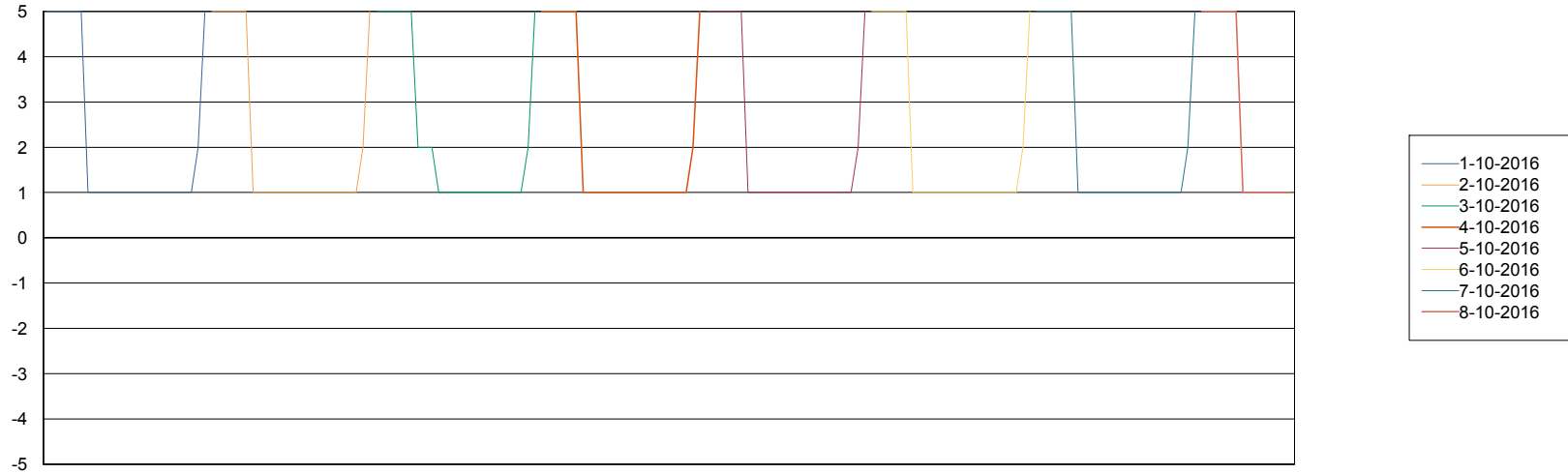
# Weekly SLA Customer Report

Customer PHS\_Production  
Database ID 47



=====  
STANDBY DATABASE HEALTH PHS\_Production  
=====

### Recovery lag for last 7 days




# Weekly SLA Customer Report

Customer PHS\_Production  
Database ID 47

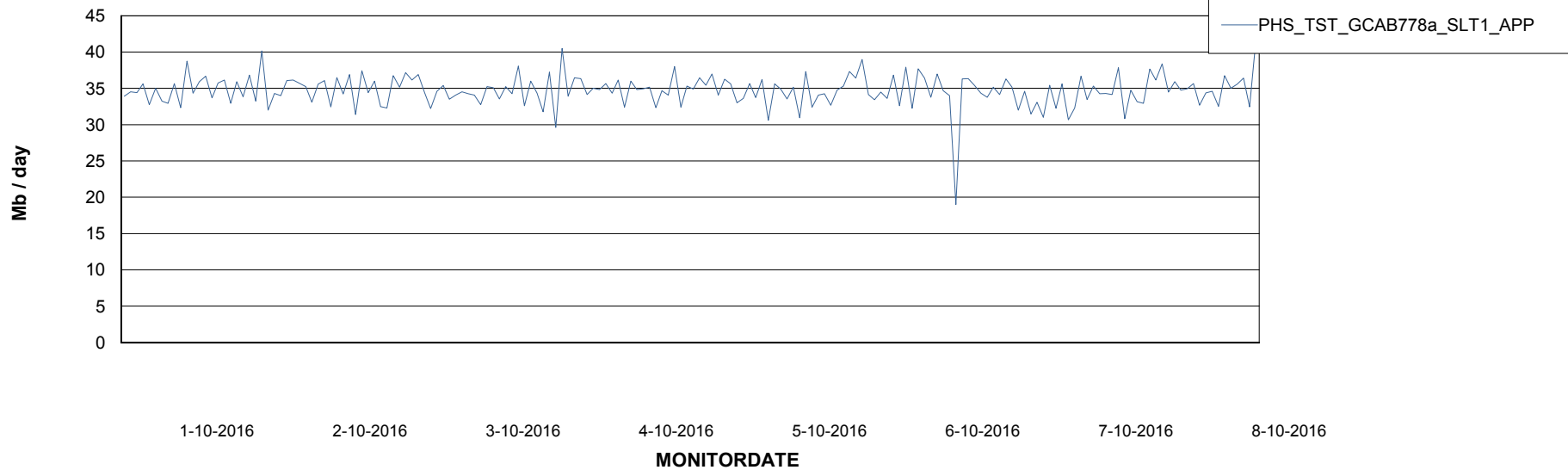


=====  
ABSolute Application Server Services  
=====

## Disaster per ABS Server



## Avg memory used per ABS Server Service



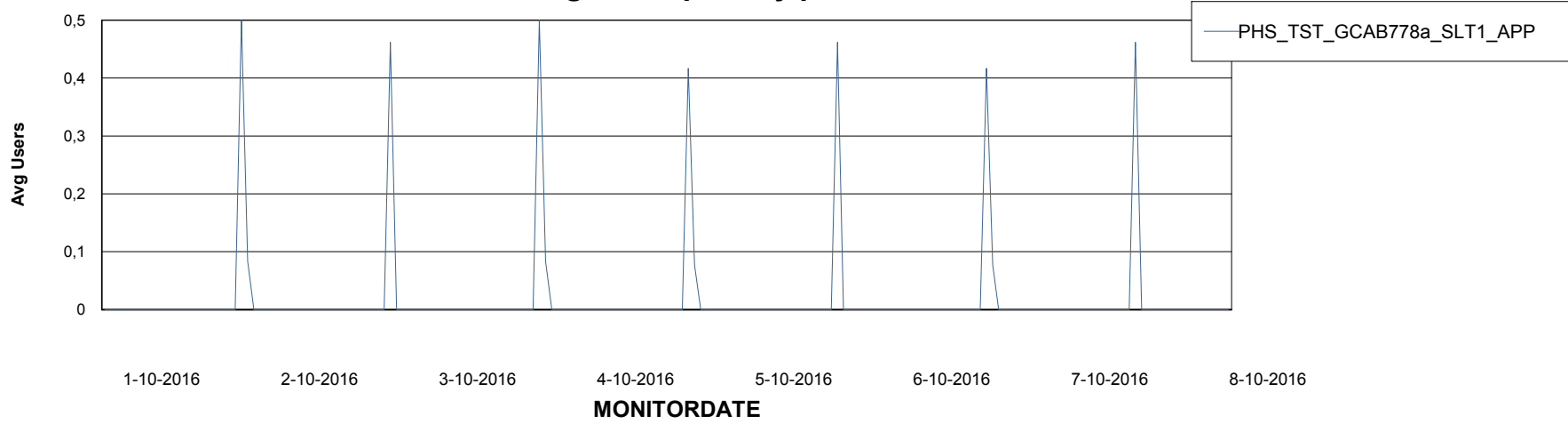
# Weekly SLA Customer Report

Customer PHS\_Production  
Database ID 47



## ABSSolute Application Server Services

### Avg users per day per ABS server



### Disaster per ABS component

