

## Weekly SLA Customer Report

Customer      VEN\_Production  
 Database ID    35



=====  
 HARDDISK USAGE    VEN\_PRD\_ORACLE1  
 =====

	Free disk space on C (GB)	Free disk space on D (GB)	Free disk space on E (GB)
1-10-2016	178	77	130
30-9-2016	179	77	132
29-9-2016	179	77	132
28-9-2016	179	77	132
27-9-2016	179	77	132
26-9-2016	179	77	132
25-9-2016	179	77	132

=====  
 HARDDISK USAGE    VEN\_PRD\_ORACLE2  
 =====

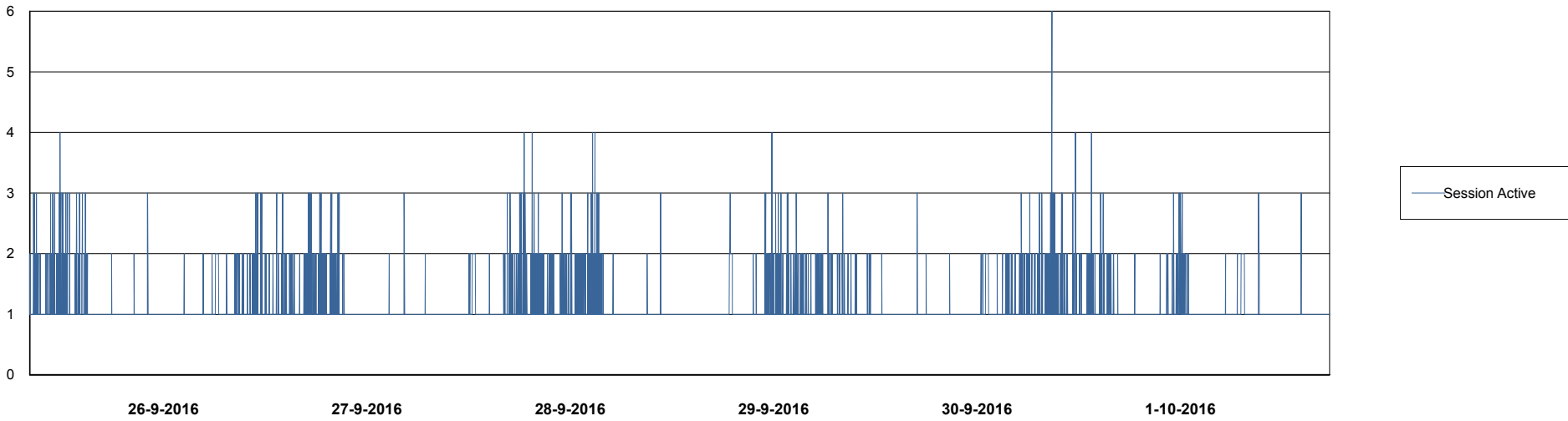
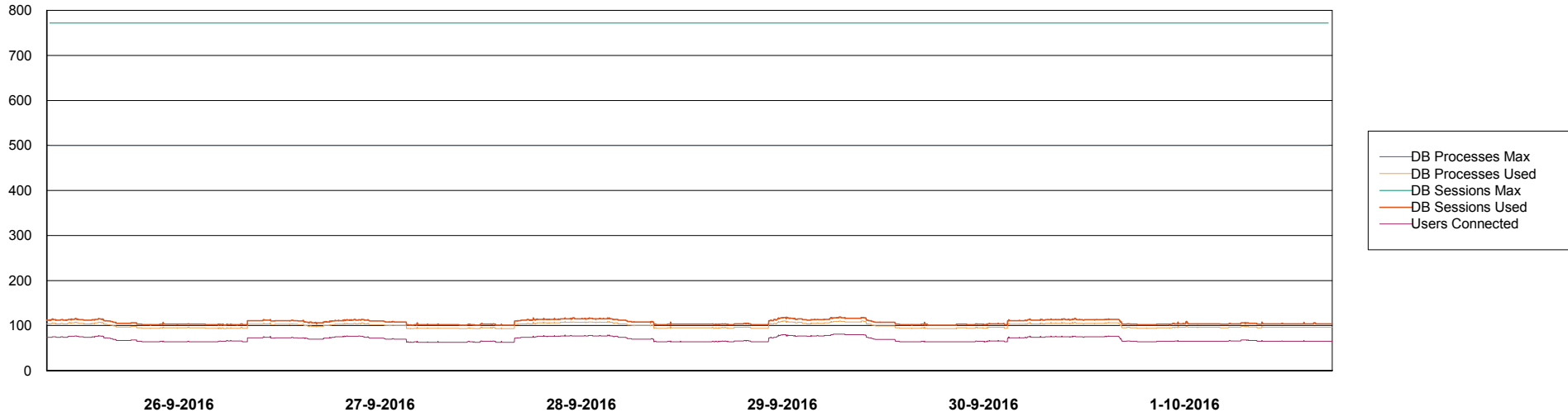
	Free disk space on C (GB)	Free disk space on D (GB)	Free disk space on E (GB)
1-10-2016	129	293	210
30-9-2016	129	293	213
29-9-2016	129	293	213
28-9-2016	129	293	213
27-9-2016	129	293	213
26-9-2016	129	293	213
25-9-2016	129	293	213

# Weekly SLA Customer Report

Customer VEN\_Production  
Database ID 35



DATABASE PERFORMANCE      VENDB\_Production



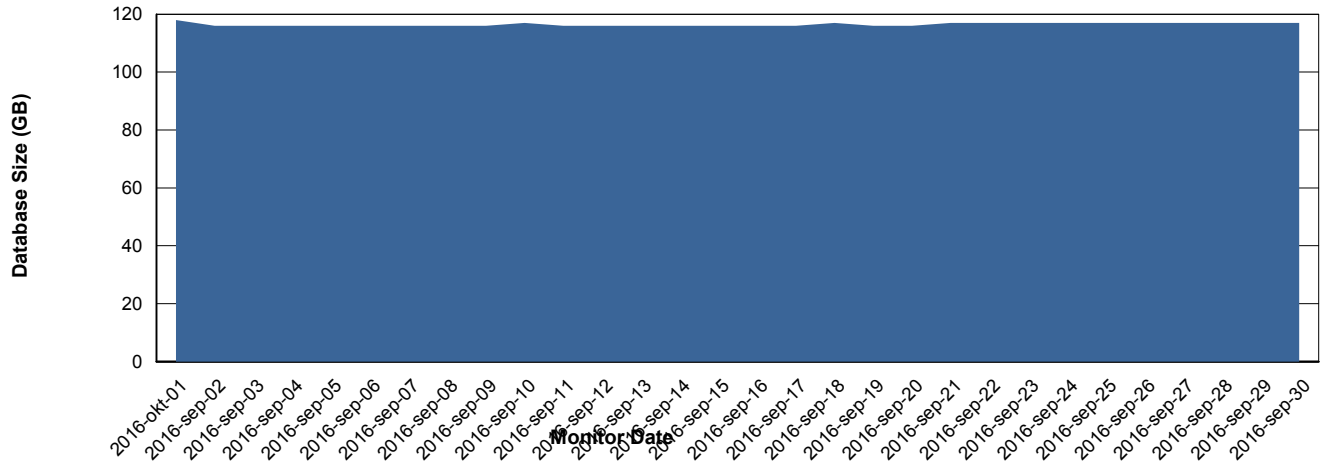
# Weekly SLA Customer Report

Customer VEN\_Production  
 Database ID 35



=====  
 DATABASE SIZE VENDB\_Production  
 =====

## Database growth over last month



=====  
 DATABASE TABLESPACES VENDB\_Production  
 =====

### TOTAL DATABASE SIZE PER TABLESPACE

Date	Tablespace Name	Filesize (Gb)	Usedsize (Gb)	Percentage free
1-10-2016	ABSDATA	45	38	16
	INDX	98	77	21
30-9-2016	ABSDATA	45	38	16
	INDX	98	77	21
29-9-2016	ABSDATA	45	38	16
	INDX	98	77	21
28-9-2016	ABSDATA	45	38	16
	INDX	98	77	21
27-9-2016	ABSDATA	45	38	16
	INDX	98	77	21
26-9-2016	ABSDATA	45	38	16
	INDX	98	77	21
25-9-2016	ABSDATA	45	38	16
	INDX	98	77	21

# Weekly SLA Customer Report

Customer VEN\_Production  
Database ID 35



=====  
STANDBY DATABASE HEALTH VEN\_Production  
=====

## Recovery lag for last 7 days

