

Weekly SLA Customer Report

Customer PCO Production
 Database ID 44



=====
 HARDDISK USAGE PCO_PRD_ORACLE1
 =====

	Total disk space on C (GB)	Free disk space on C (GB)	Total disk space on D (GB)	Free disk space on D (GB)
24-9-2016	279	183	838	136
23-9-2016	279	183	838	131
22-9-2016	279	183	838	125
21-9-2016	279	183	838	128
20-9-2016	279	183	838	131
19-9-2016	279	183	838	122
18-9-2016	279	183	838	112

=====
 HARDDISK USAGE PCO_PRD_ORACLE2
 =====

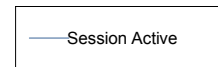
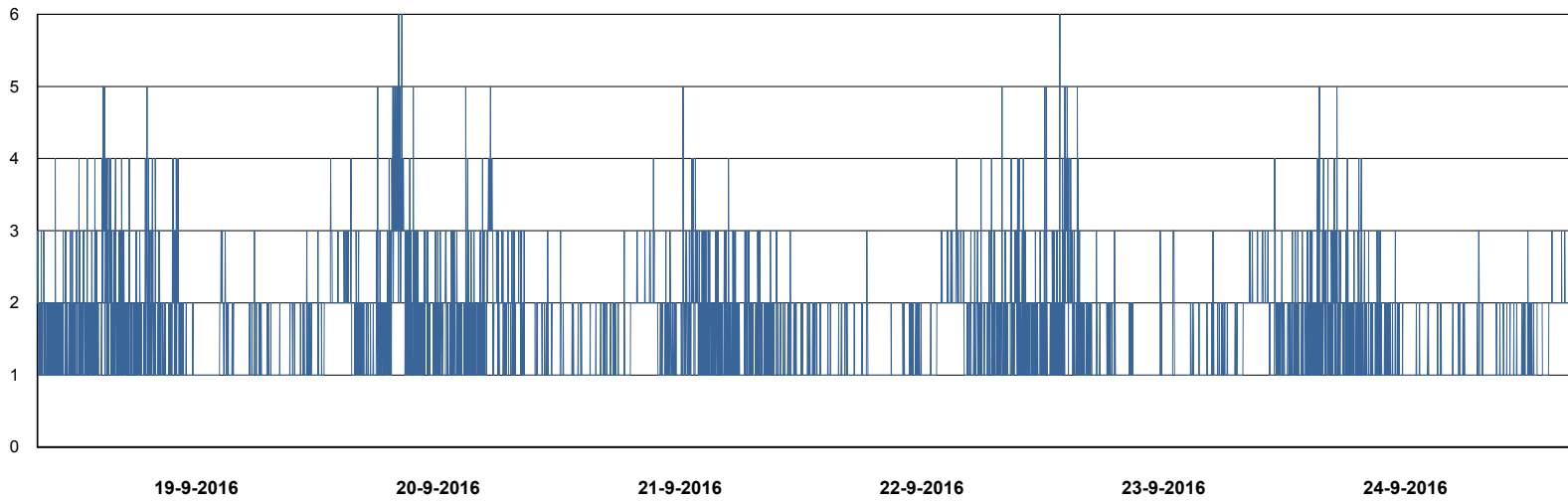
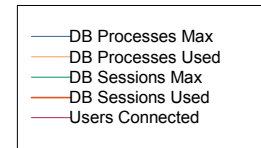
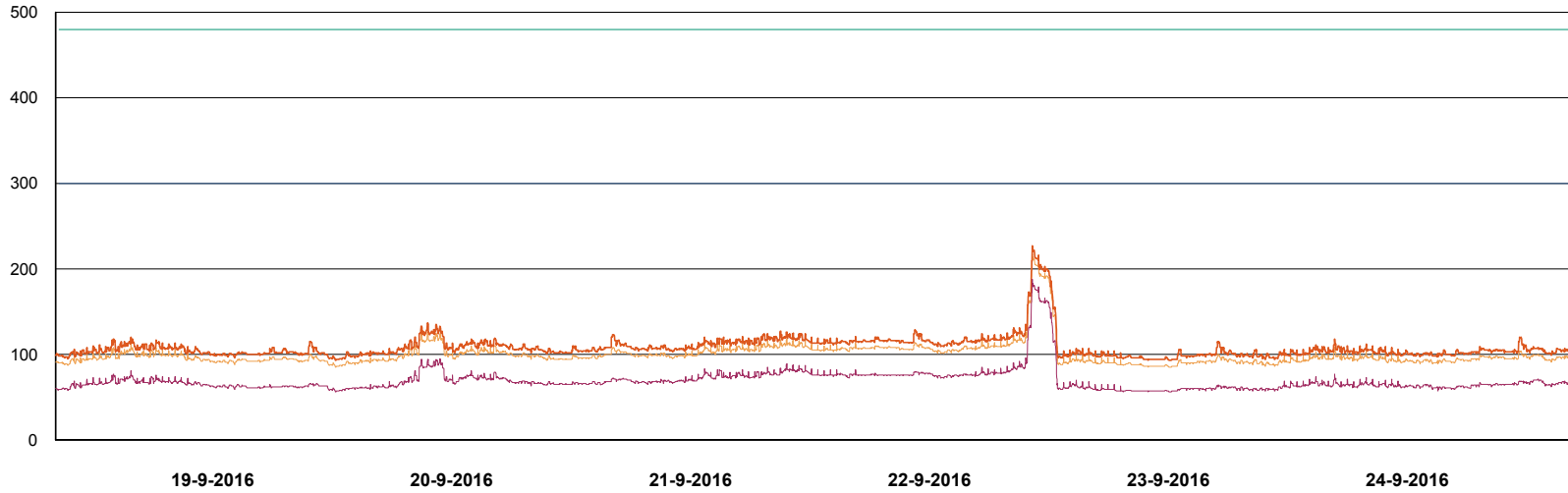
	Total disk space on C (GB)	Free disk space on C (GB)	Total disk space on D (GB)	Free disk space on D (GB)
24-9-2016	279	212	838	244
23-9-2016	279	212	838	246
22-9-2016	279	212	838	250
21-9-2016	279	213	838	253
20-9-2016	279	214	838	256
19-9-2016	279	214	838	259
18-9-2016	279	214	838	261

Weekly SLA Customer Report

Customer PCO Production
Database ID 44



DATABASE PERFORMANCE PCODB_Production

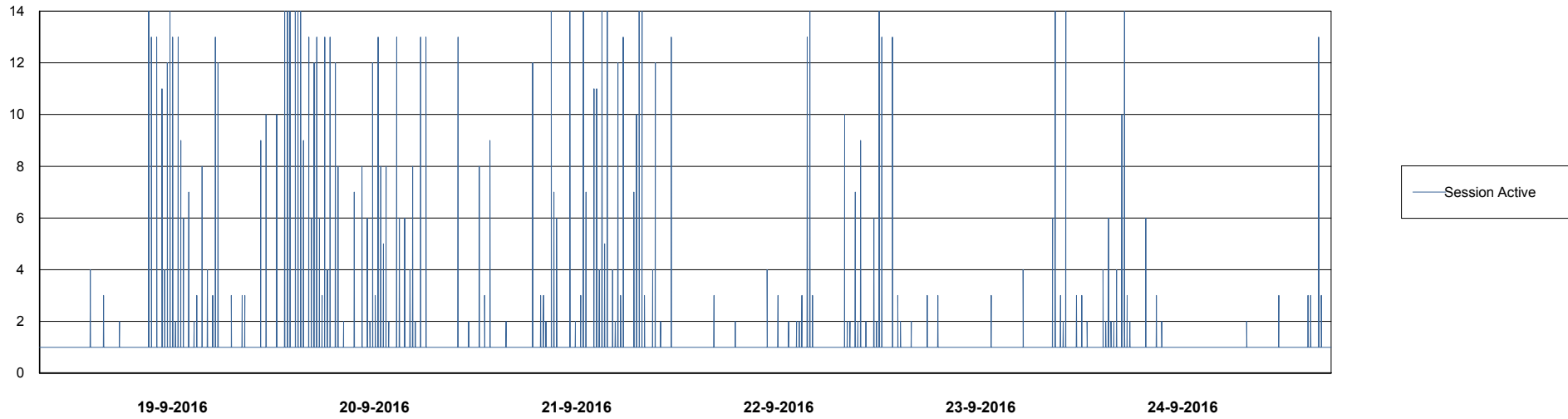
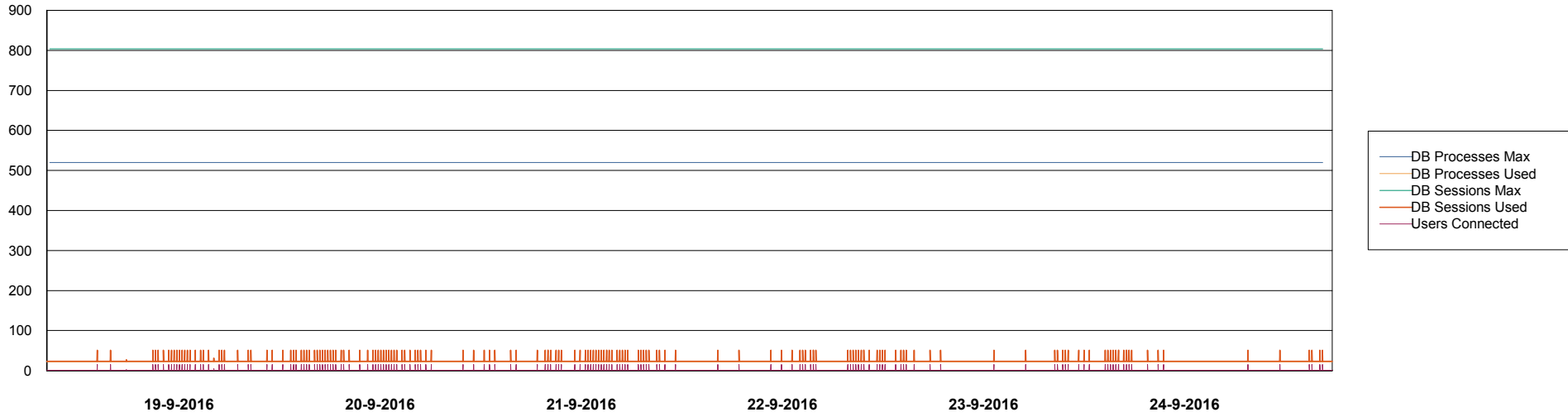


Weekly SLA Customer Report

Customer PCO Production
Database ID 44



DATABASE PERFORMANCE PCODB_Standby



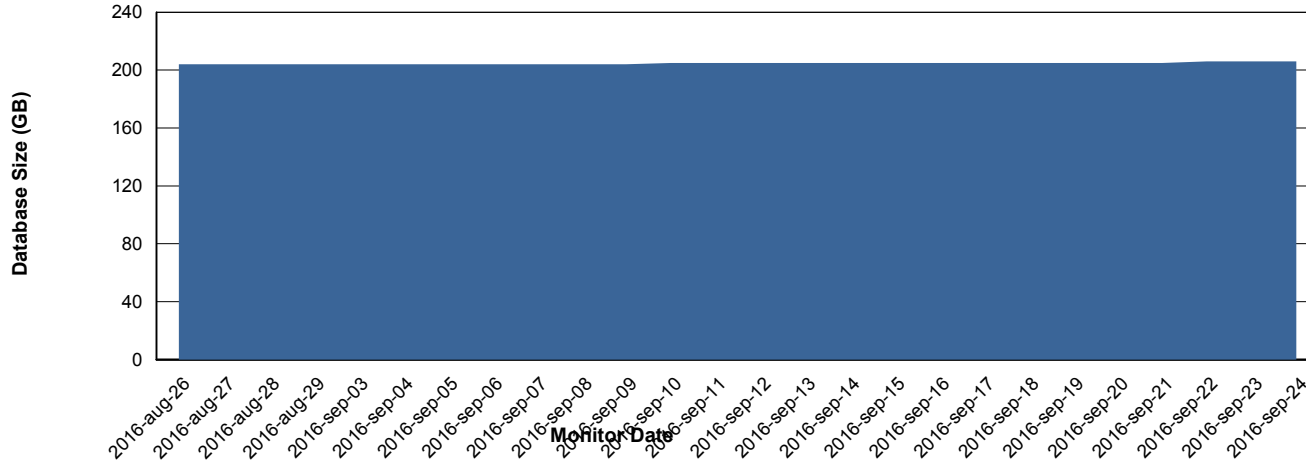
Weekly SLA Customer Report

Customer PCO Production
 Database ID 44



=====
 DATABASE SIZE PCODB_Production
 =====

Database growth over last month



=====
 DATABASE TABLESPACES PCODB_Production
 =====

TOTAL DATABASE SIZE PER TABLESPACE

Date	Tablespace Name	Filesize (Gb)	Usedsize (Gb)	Percentage free
24-9-2016	ABSDATA	88	74	16
	INDX	156	130	17
23-9-2016	ABSDATA	88	74	16
	INDX	156	130	17
22-9-2016	ABSDATA	88	74	16
	INDX	156	130	17
21-9-2016	ABSDATA	88	74	16
	INDX	156	130	17
20-9-2016	ABSDATA	88	74	16
	INDX	156	129	17
19-9-2016	ABSDATA	88	74	16
	INDX	156	129	17
18-9-2016	ABSDATA	88	74	16
	INDX	156	129	17

Weekly SLA Customer Report

Customer PCO Production
Database ID 44



=====
STANDBY DATABASE HEALTH PCO Production
=====

Recovery lag for last 7 days

