

# Weekly SLA Customer Report

Customer CLO Production  
 Database ID 38



=====  
 HARDDISK USAGE CLO\_PRD\_CLO\_ORACLE\_001  
 =====

	Total disk space on C (GB)	Free disk space on C (GB)	Total disk space on D (GB)	Free disk space on D (GB)	Total disk space on E (GB)	Free disk space on E (GB)
24-9-2016	137	45	137	22	107	28
23-9-2016	137	45	137	25	107	27
22-9-2016	137	45	137	25	107	27
21-9-2016	137	45	137	25	107	27
20-9-2016	137	46	137	25	107	27
19-9-2016	137	46	137	25	107	28
18-9-2016	137	46	137	26	107	28

=====  
 HARDDISK USAGE CLO\_PRD\_CLO\_ORACLE\_002  
 =====

	Total disk space on C (GB)	Free disk space on C (GB)	Total disk space on D (GB)	Free disk space on D (GB)	Total disk space on E (GB)	Free disk space on E (GB)
24-9-2016	273	120	137	21	107	34
23-9-2016	273	120	137	21	107	33
22-9-2016	273	120	137	21	107	33
21-9-2016	273	120	137	21	107	33
20-9-2016	273	120	137	21	107	33
19-9-2016	273	120	137	22	107	33
18-9-2016	273	120	137	22	107	34

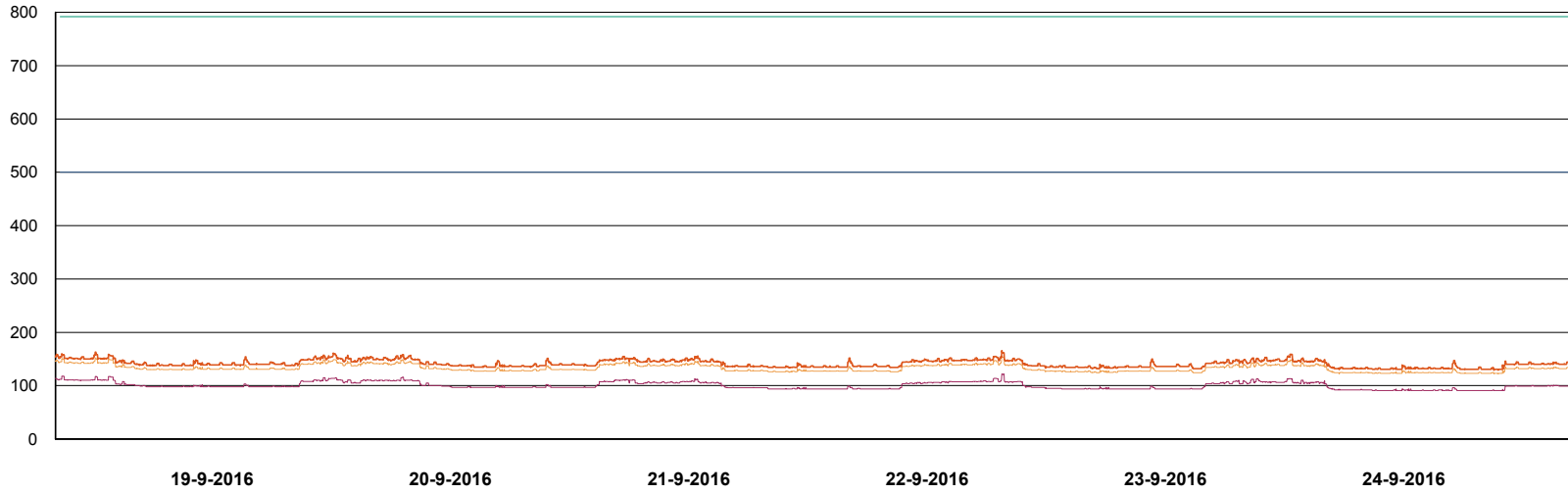
# Weekly SLA Customer Report

Customer CLO Production  
Database ID 38

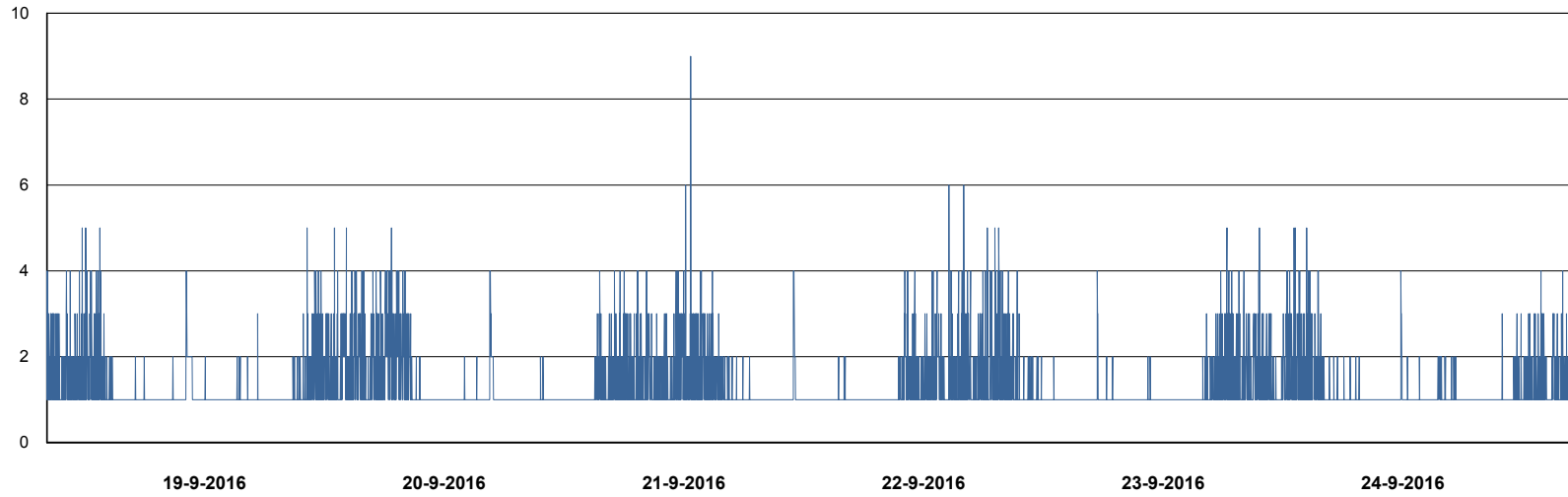


## DATABASE PERFORMANCE

CLODB\_Production



- DB Processes Max
- DB Processes Used
- DB Sessions Max
- DB Sessions Used
- Users Connected



- Session Active

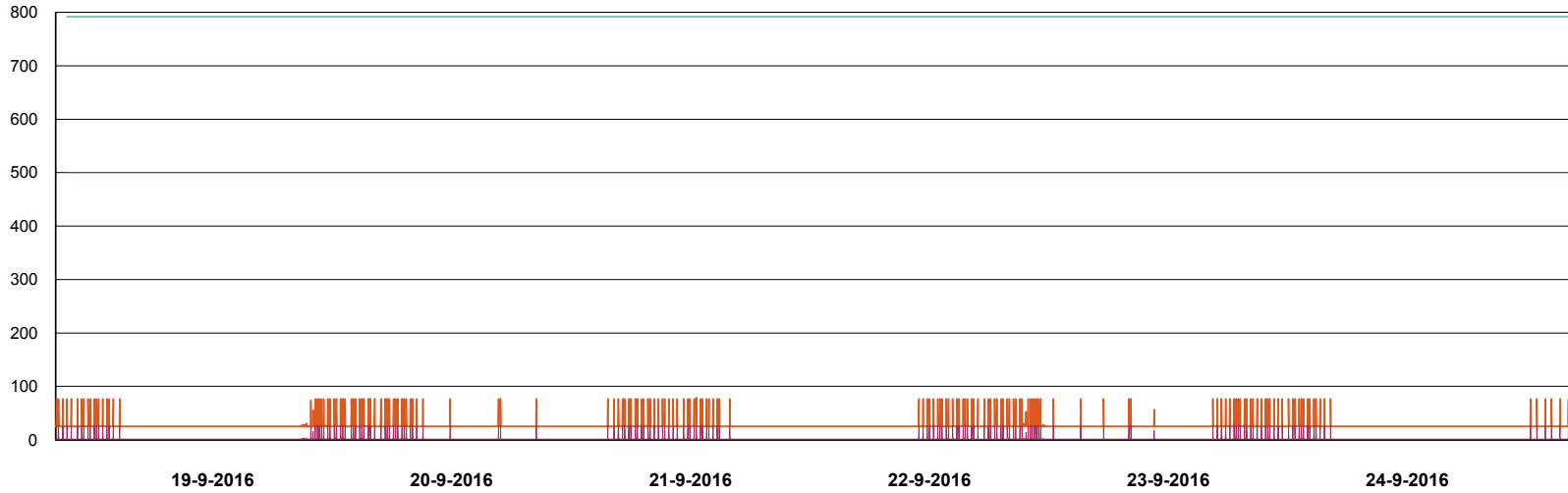
# Weekly SLA Customer Report

Customer CLO Production  
Database ID 38

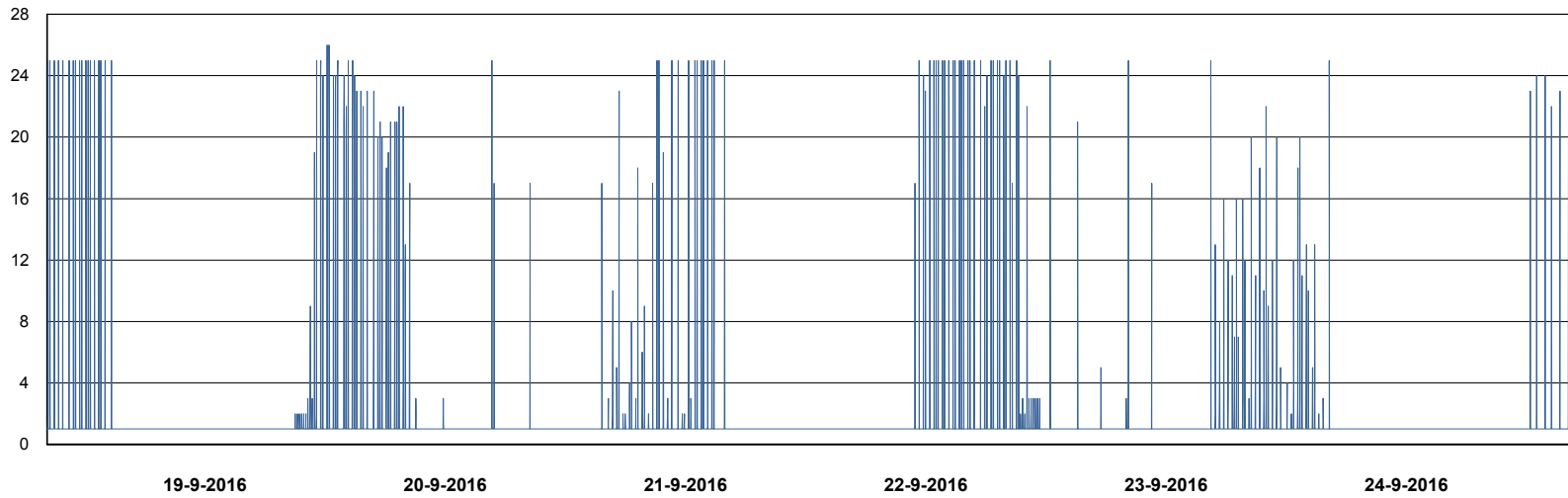


## DATABASE PERFORMANCE

CLODB\_Standby



- DB Processes Max
- DB Processes Used
- DB Sessions Max
- DB Sessions Used
- Users Connected



- Session Active

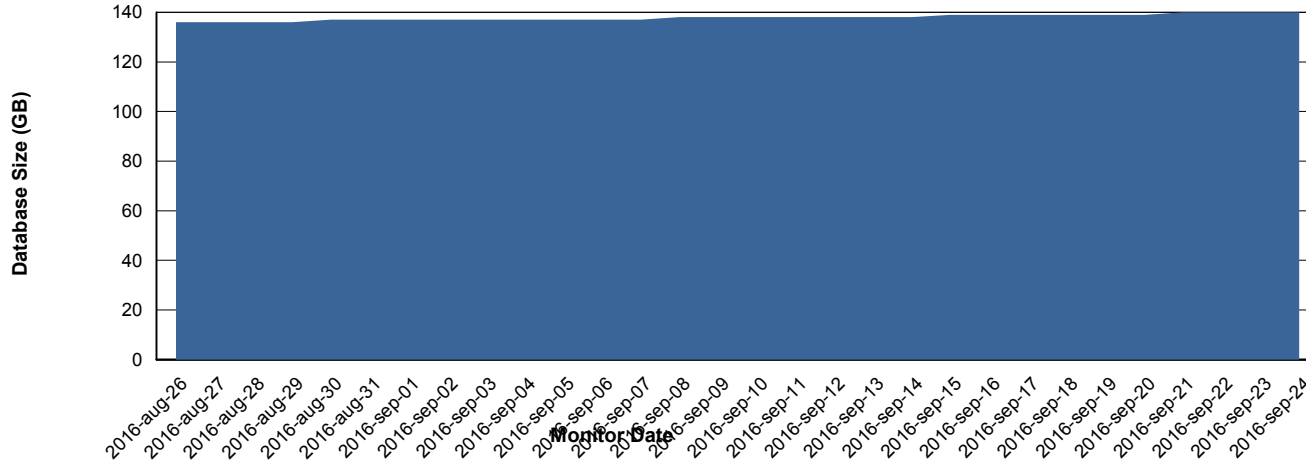
# Weekly SLA Customer Report

Customer CLO Production  
 Database ID 38



=====  
 DATABASE SIZE CLODB\_Production  
 =====

## Database growth over last month



=====  
 DATABASE TABLESPACES CLODB\_Production  
 =====

### TOTAL DATABASE SIZE PER TABLESPACE

Date	Tablespace Name	Filesize (Gb)	Usedsize (Gb)	Percentage free
24-9-2016	ABSDATA	83	70	16
	INDX	81	70	14
23-9-2016	ABSDATA	83	70	16
	INDX	81	70	14
22-9-2016	ABSDATA	83	70	16
	INDX	81	70	14
21-9-2016	ABSDATA	83	70	16
	INDX	81	70	14
20-9-2016	ABSDATA	83	70	16
	INDX	81	70	14
19-9-2016	ABSDATA	83	70	16
	INDX	81	70	14
18-9-2016	ABSDATA	83	70	16
	INDX	80	70	13

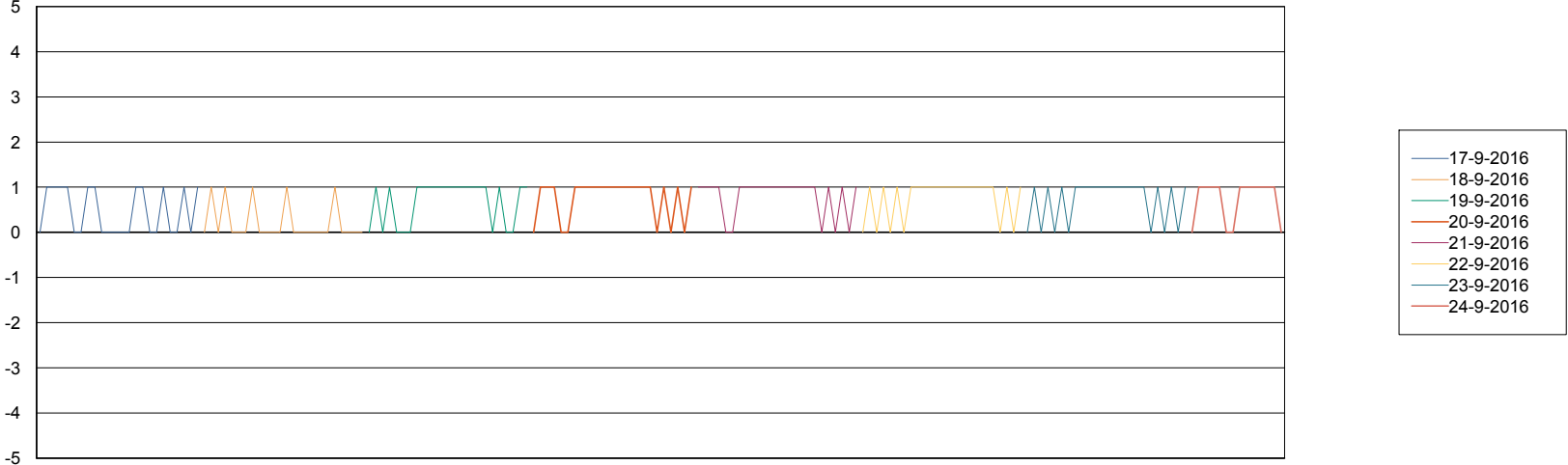
# Weekly SLA Customer Report

Customer CLO Production  
Database ID 38



=====  
STANDBY DATABASE HEALTH CLO Production  
=====

### Recovery lag for last 7 days




# Weekly SLA Customer Report

Customer CLO Production  
Database ID 38

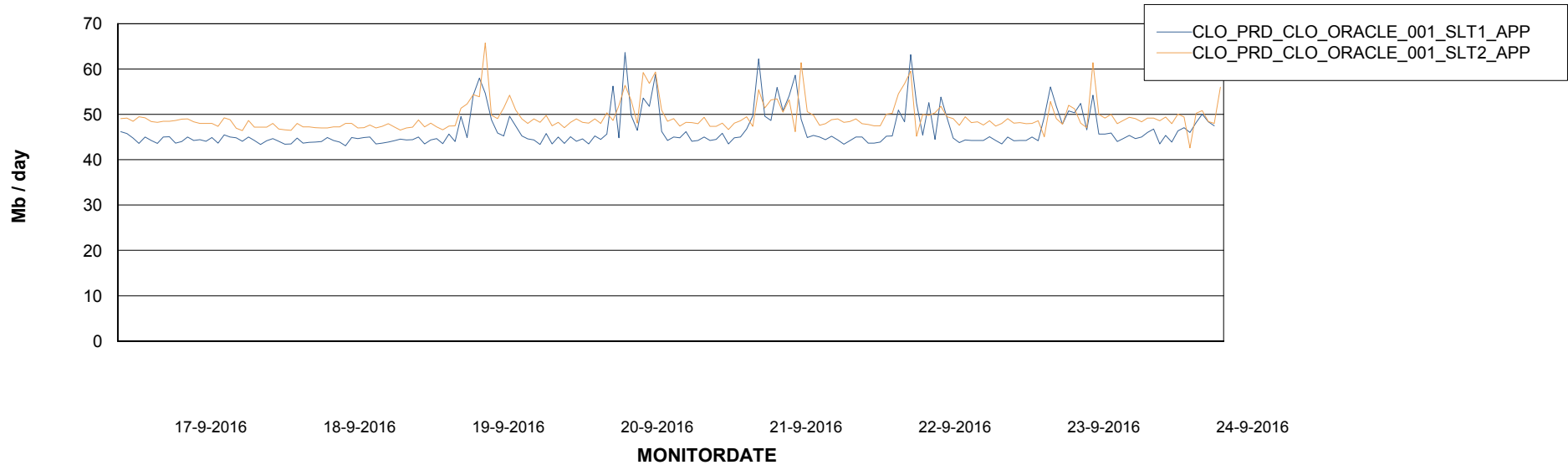


=====  
ABSolute Application Server Services  
=====

## Disaster per ABS Server



## Avg memory used per ABS Server Service



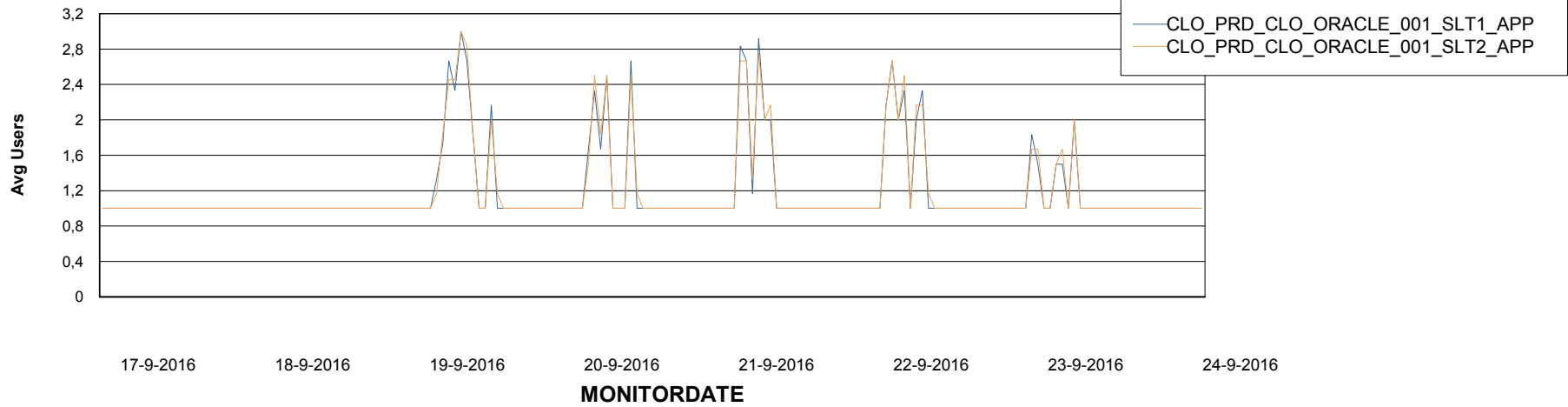
# Weekly SLA Customer Report

Customer CLO Production  
Database ID 38



=====  
ABSolute Application Server Services  
=====

### Avg users per day per ABS server



# Weekly SLA Customer Report

Customer CLO Production  
Database ID 38




=====

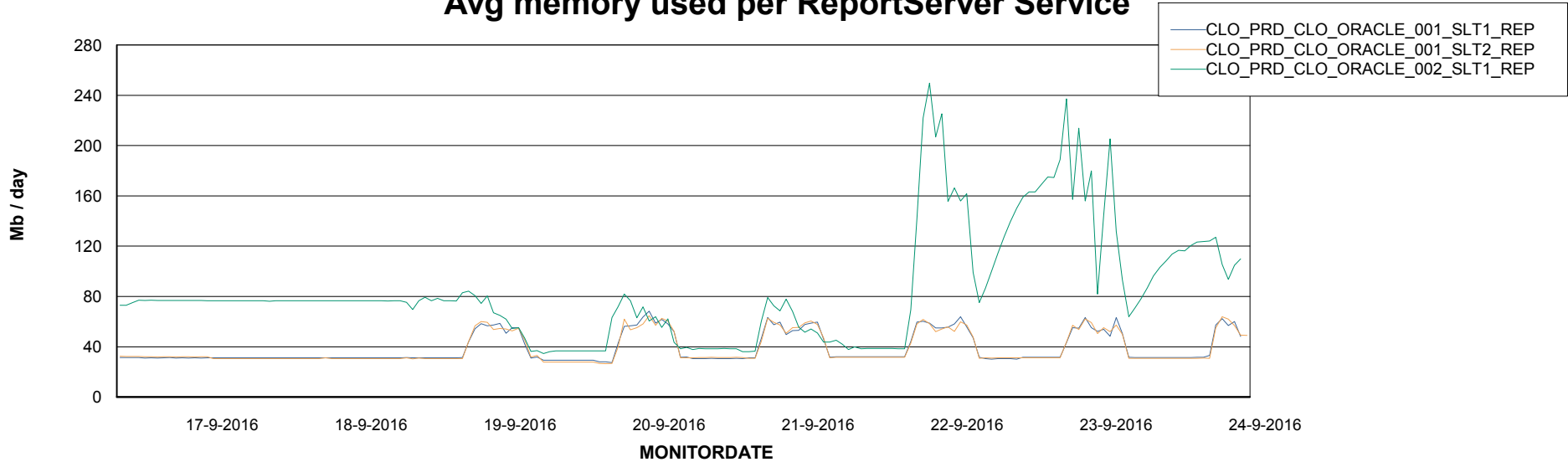
ABSolute Application ReportServer Services

=====

## Disaster per ReportServer



## Avg memory used per ReportServer Service



# Weekly SLA Customer Report

Customer CLO Production  
Database ID 38



## Disaster per ABS component



- CLO\_PRD\_CLO\_ORACLE\_001\_SLT1\_APP
- CLO\_PRD\_CLO\_ORACLE\_001\_SLT1\_REP
- CLO\_PRD\_CLO\_ORACLE\_001\_SLT2\_APP
- CLO\_PRD\_CLO\_ORACLE\_001\_SLT2\_REP
- CLO\_PRD\_CLO\_ORACLE\_002\_SLT1\_REP
- CLO\_PRD\_ORACLE\_001\_SLT1\_GWS