

# Weekly SLA Customer Report

Customer PCO Production  
 Database ID 44



=====  
 HARDDISK USAGE PCO\_PRD\_ORACLE1  
 =====

	Total disk space on C (GB)	Free disk space on C (GB)	Total disk space on D (GB)	Free disk space on D (GB)
17-9-2016	279	184	838	115
16-9-2016	279	184	838	117
15-9-2016	279	184	838	121
14-9-2016	279	184	838	127
13-9-2016	279	184	838	131
12-9-2016	279	184	838	135
11-9-2016	279	184	838	137

=====  
 HARDDISK USAGE PCO\_PRD\_ORACLE2  
 =====

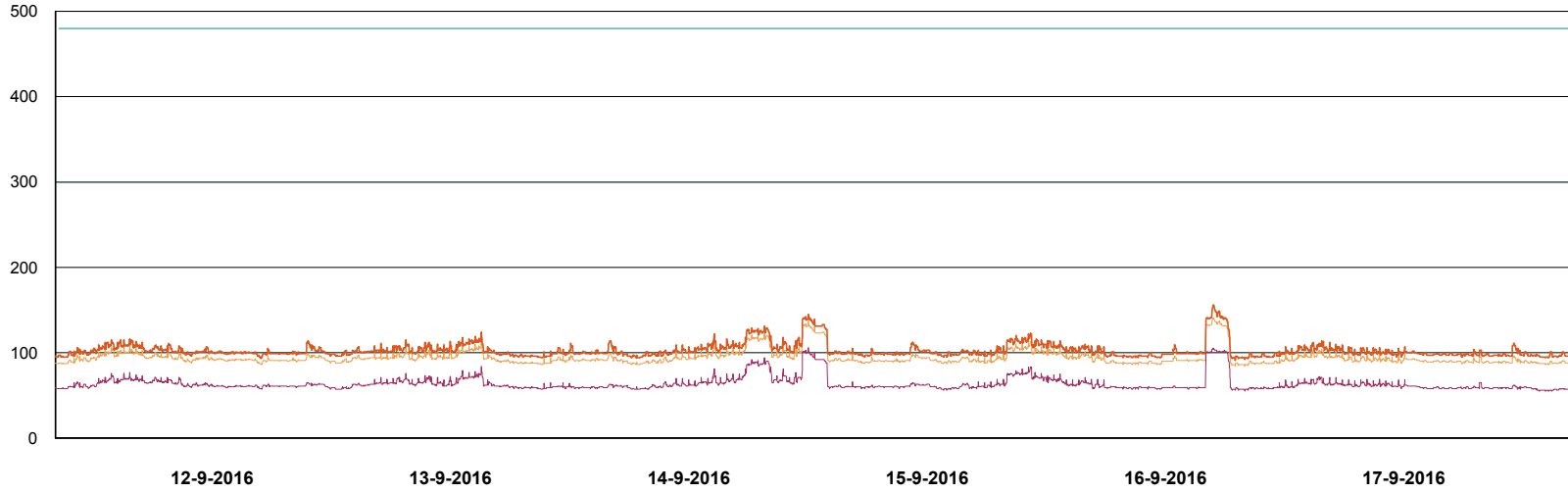
	Total disk space on C (GB)	Free disk space on C (GB)	Total disk space on D (GB)	Free disk space on D (GB)
17-9-2016	279	215	838	263
16-9-2016	279	215	838	266
15-9-2016	279	215	838	270
14-9-2016	279	209	838	276
13-9-2016	279	202	838	280
12-9-2016	279	202	838	284
11-9-2016	279	203	838	286

# Weekly SLA Customer Report

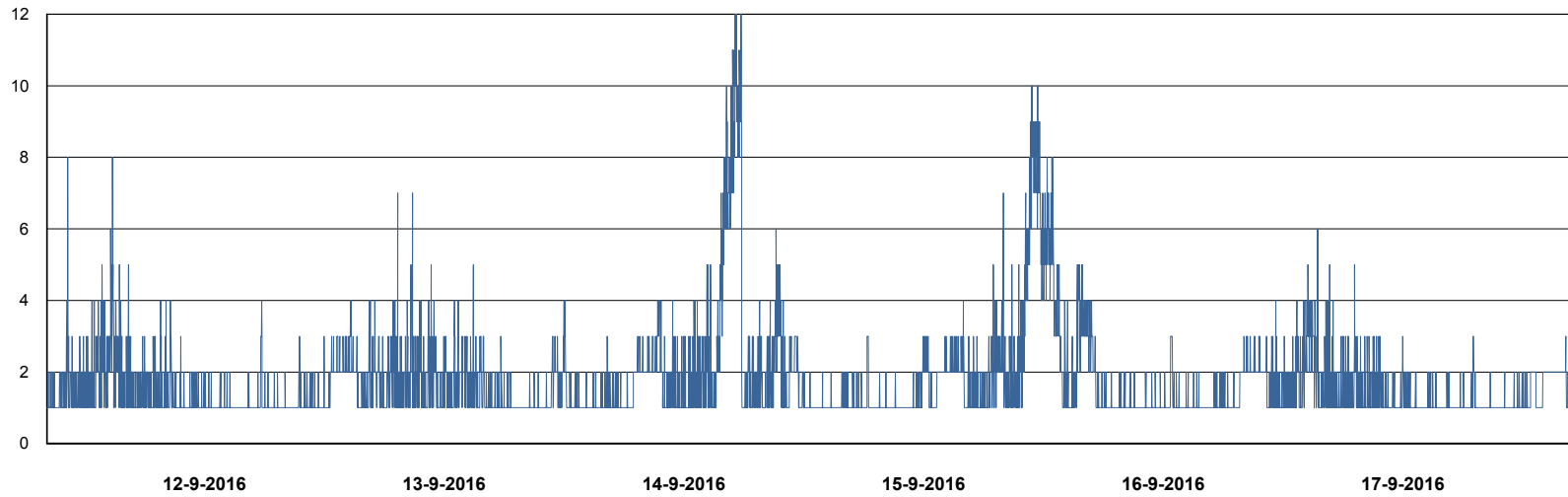
Customer PCO Production  
Database ID 44



DATABASE PERFORMANCE PCODB\_Production



- DB Processes Max
- DB Processes Used
- DB Sessions Max
- DB Sessions Used
- Users Connected



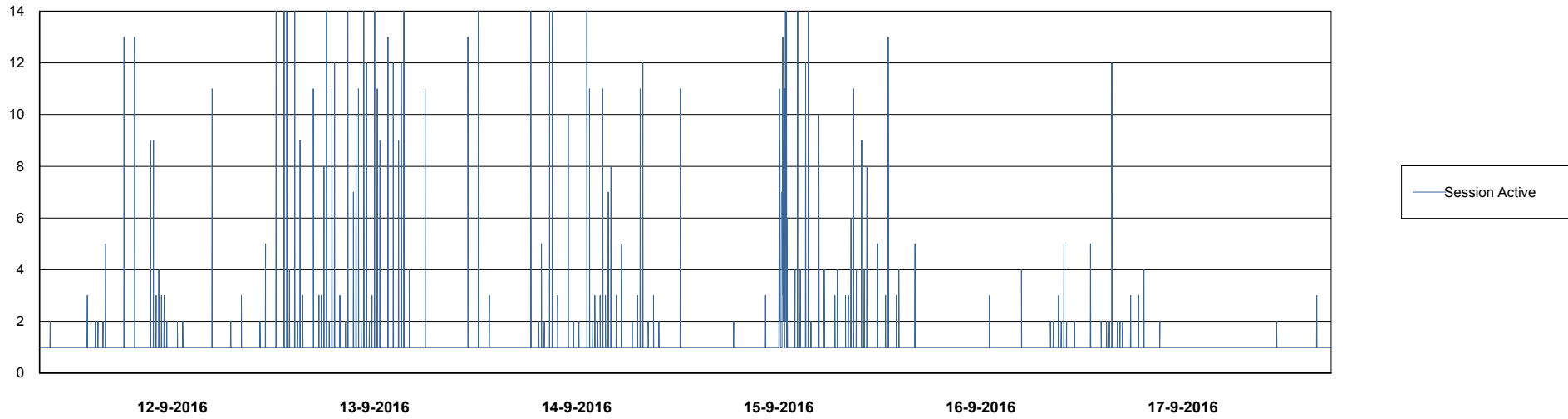
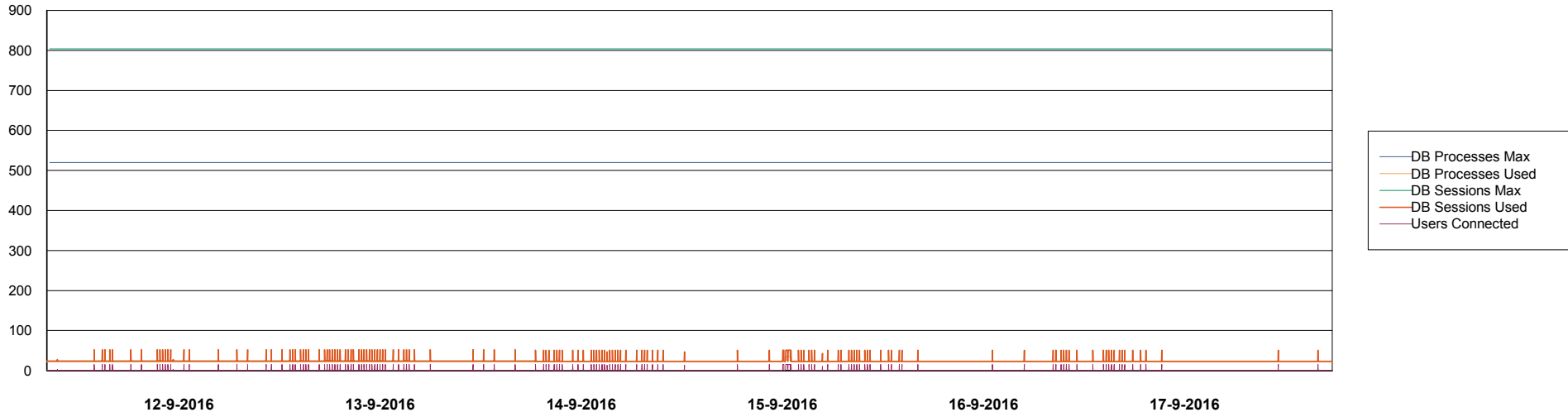
- Session Active

# Weekly SLA Customer Report

Customer PCO Production  
Database ID 44



## DATABASE PERFORMANCE PCODB\_Standby



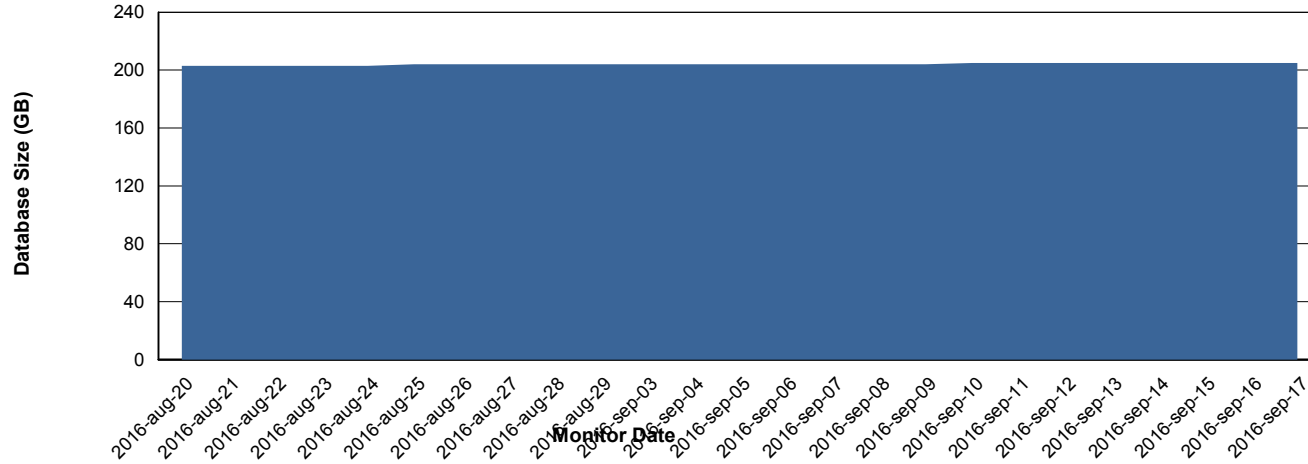
# Weekly SLA Customer Report

Customer PCO Production  
 Database ID 44



=====  
 DATABASE SIZE PCODB\_Production  
 =====

## Database growth over last month



=====  
 DATABASE TABLESPACES PCODB\_Production  
 =====

### TOTAL DATABASE SIZE PER TABLESPACE

Date	Tablespace Name	Filesize (Gb)	Usedsize (Gb)	Percentage free
17-9-2016	ABSDATA	88	74	16
	INDX	156	129	17
16-9-2016	ABSDATA	88	74	16
	INDX	156	129	17
15-9-2016	ABSDATA	88	74	16
	INDX	156	129	17
14-9-2016	ABSDATA	88	74	16
	INDX	156	129	17
13-9-2016	ABSDATA	88	74	16
	INDX	156	129	17
12-9-2016	ABSDATA	88	74	16
	INDX	156	129	17
11-9-2016	ABSDATA	88	74	16
	INDX	156	129	17

# Weekly SLA Customer Report

Customer PCO Production  
Database ID 44



=====  
STANDBY DATABASE HEALTH PCO Production  
=====

### Recovery lag for last 7 days

